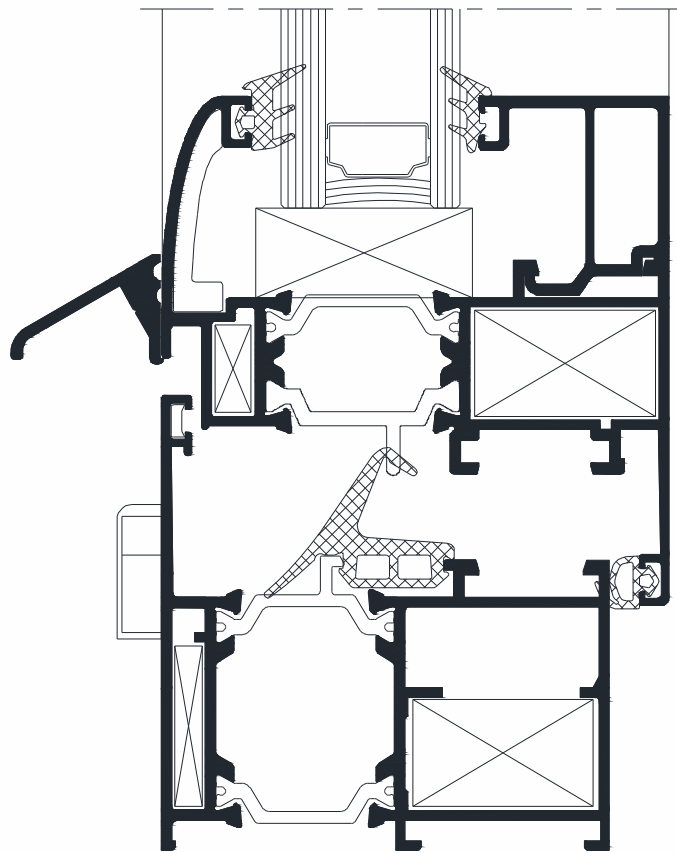


# FEAL

FEAL d.o.o za preradu aluminija-Široki Brijeg, Trnska cesta 146

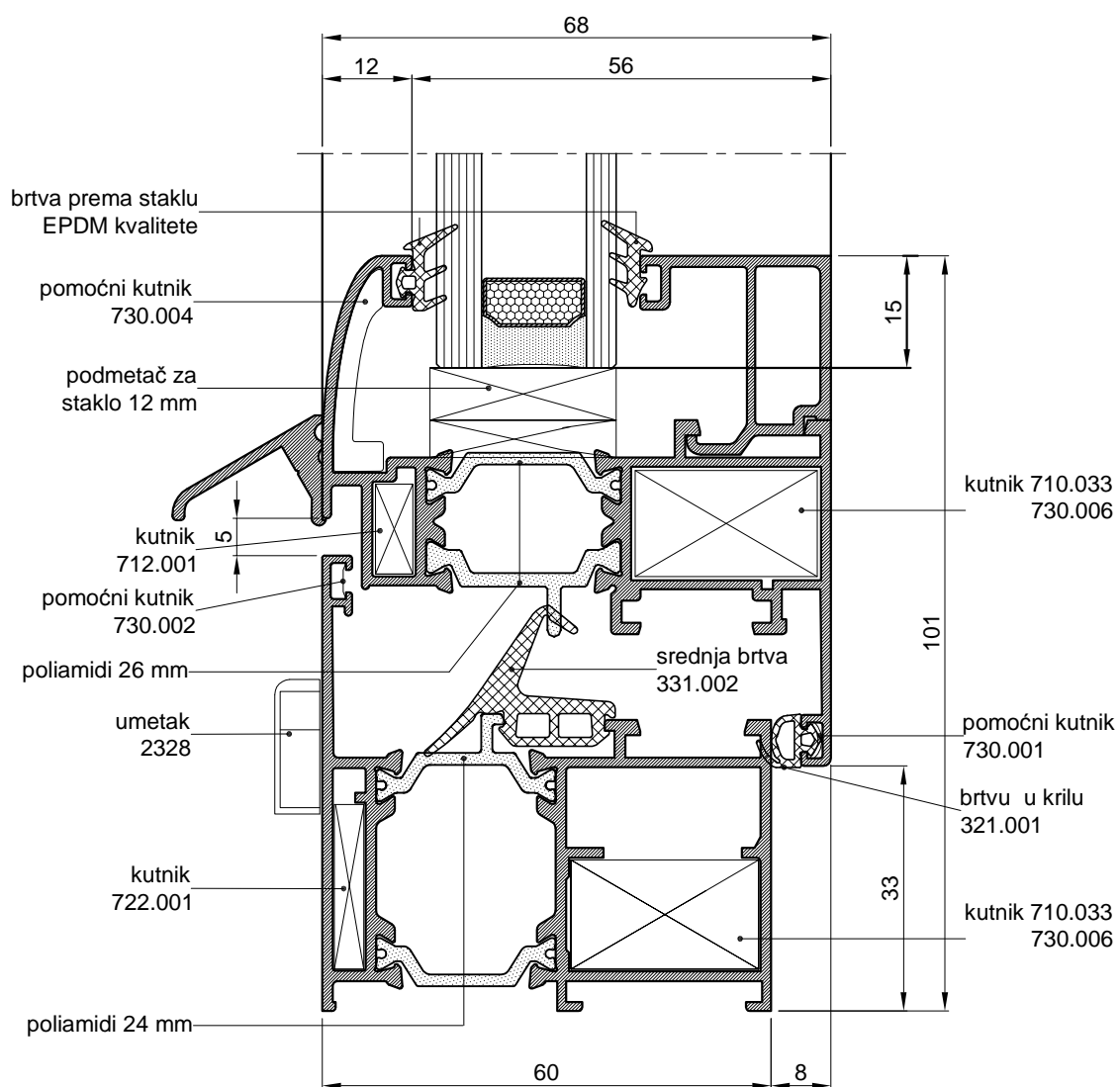


serija **TERMO 60**

## SADRŽAJ - KAZALO

01	ZNAČAJKE SERIJE PROFILA	600.000
02	ISPITIVANJA I CERTIFIKATI	600.001-010
03	PROFILI	601.000-007
03	PROFILI M 1:1	602.001-017
04	OKOVI	603.001-018
05	BRTVE I OSTAKLJIVANJE	604.001-005
06	PRESJECI	605.350-377
07	DETALJI OBRADE	606.001-039
08	REZNE LISTE	607.001-004

# TERMO 60





INSTITUT GRAĐEVINARSTVA HRVATSKE d.d.  
 Zavod za zgradarstvo  
 Laboratorij građevinske fizike 2 29 20  
 p.p. 283, Janka Rakuše 1, HR-10000 Zagreb,  
 Tel. +385 (0)1 61 25 999  
 Fax. +385 (0)1 61 25 998, e-mail: lgf@igh.hr



www.igh.hr

Laboratorij akreditiran od HAA

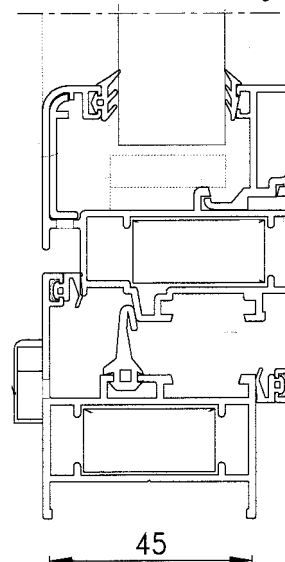
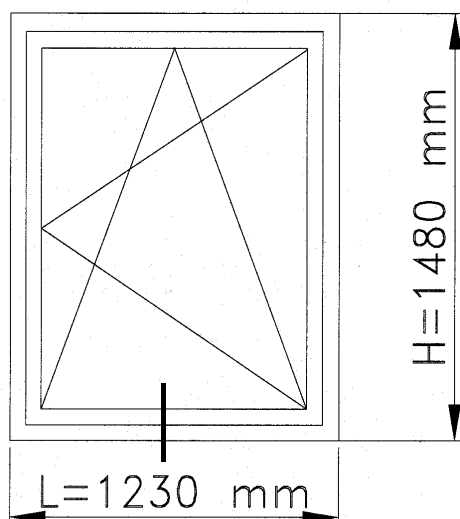
## IZVJEŠTAJ O ISPITIVANJU BR. 2920-049/08

### Opis ispitnog uzorka:

Ispitivanja zrakopropusnosti, vodonepropusnosti, otpornosti na opterećenje vjetrom i zvučne izolacije provedena su na jednokrillnom aluminijskom otklopno-zaokretnom prozoru serije 45 MILL, izmjera 1,23 m x 1,48 m. Prozor je ostakljen IZO staklom debljine 24 mm (6 mm float staklo + 14 mm zrak + 4 mm float staklo).

Upotrijebljene su brtve EPDM proizvođača COMPLATEX (Italija) i okovi proizvođača DITRIKS. Uzorak je prikazan skicom s presjecima i detaljima dostavljenim od strane naručitelja kako slijedi u nastavku:

*Staklo IZO 24mm; 1073x1323 mm, proizvođač: TERMOSTAKLO d.o.o., Široki Brijeg, BiH.*



PROFILI	kom.	proizvođač
M45 – 711 vodoravnica okomita	2	FEAL
M45 – 711 okomica okvira	2	FEAL
M45 – 702 vodoravnica krila	2	FEAL
M45 – 702 okomica krila	2	FEAL
F – 0784 vodoravna lajsna	2	FEAL
F – 0784 okomita lajsna	2	FEAL
NC – 1459 klizač		

OKOVI	kom.	proizvođač
1001 kutnik krila i rama	8	DITRIKS
G112 pomoćni kutnik	8	DITRIKS
0366 pomoćni kutnik	4	DITRIKS
komplet DRY KIP mehanizam	1	NOTER
2328 maska za drenažni otvor	2	DITRIKS

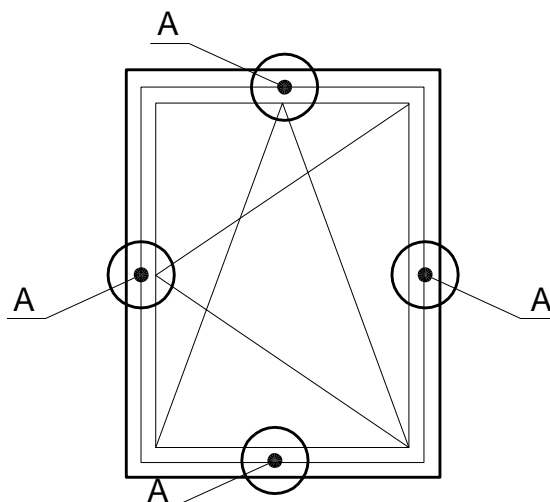
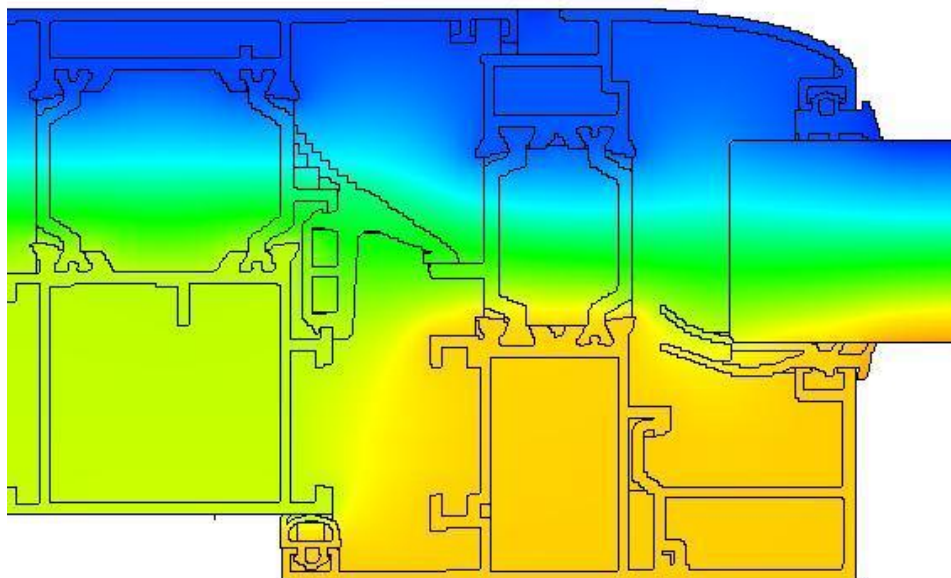
BRTVE	kom.	proizvođač
Z 101 srednja brtva		COMPLATEX
Z 106 brtva na spoju profila		COMPLATEX
921 brtva prema staklu		COMPLATEX
Z111 brtva prema staklu		COMPLATEX
Z 901 kutni umetak	4	COMPLATEX



**TOPLINSKE ZNAČAJKE TERMO 60**

Proračun koeficijenta prolaska topline počiva na dvodimenzionalnoj numeričkoj metodi konačnih elemenata određene prema prEN ISO 10077-2.

<b>DIMENZIJE</b>	L	(m)	1.23
	H	(m)	1.48
<b>A-ram + krilo</b>	$U_A$	(W/m <sup>2</sup> K)	2.76
<b>S-staklo</b>	$U_S$	(W/m <sup>2</sup> K)	1.1
<b>Kombinacija stakla i profila</b>	$U_w$	(W/m <sup>2</sup> K)	1.71


**Temperaturni dijagram za A**


© Sommer Informatik GmbH

WinIso

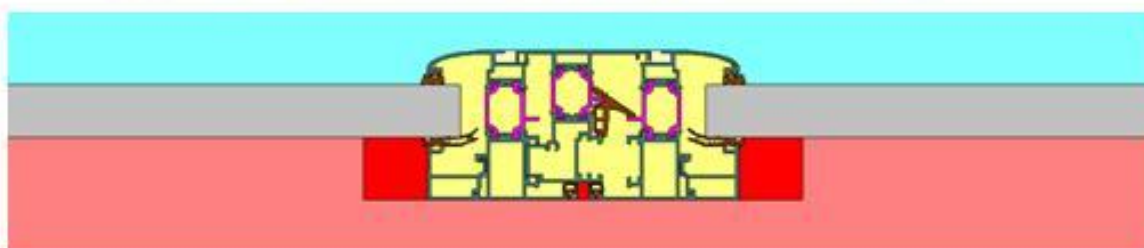
 Simulation software: WinIso2D 6.05  
 Date: 16.09.2010


Calculation of the thermal transmission coefficient U, according to EN ISO 10077-2:2003-12

Simulation model:

Dimensions (width x height): 521,39 x 110,31 mm

Number of elements in simulation model: X-direction: 661; Y-direction: 312



Boundary conditions:

External:

 Temperature  $\Theta_e$ : 0,00 °C  
 Surface resistance  $R_{se}$ : 0,040 m<sup>2</sup>/KW

Internal:

 Temperature  $\Theta_i$ : 20,00 °C  
 Surface resistance  $R_{si}$  1: 0,130 m<sup>2</sup>/KW  
 Surface resistance  $R_{si}$  2: 0,200 m<sup>2</sup>/KW

Results:

 Temperature difference  $\Delta T$ : 20,00 K  
 Total heat flow Q: 17,061 W/m  
 2D thermal conductance L2D: 0,853 W/mK

 Length top/left: 141,40mm  
 **$U_t$  : 2,891 W/m<sup>2</sup>K**

 Length bottom/right: 380,00mm  
 U-value bottom/right: 1,169 W/m<sup>2</sup>K

Materials:

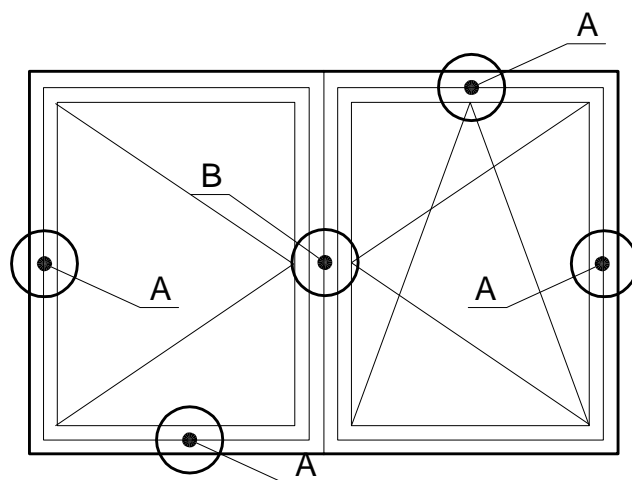
Material	R (m <sup>2</sup> /KW)	T (°C)	Q(gesamt) (W/m)	10077 konform
****ADIABAT****	0,000	0,000	0,000	
1 air external 0,04, 0°C, 80%	0,040	0,000	-17,061	X
1 air internal 0,13, 20°C, 50%	0,130	20,000	13,419	X
1 air internal 0,20, 20°C, 50%	0,200	20,000	3,642	X
1 cavity 10077-2 (auto)				-
Luft 10077-2 (<=2mm)				-
1 cavity 10077-2 (auto, svc)				-
Material	L (W/mK)	Mue		10077 konform
3 aluminum(Si-Leg.) 160	160,000	100000		X

© Sommer Informatik GmbH, Sepp-Heindi-Str.5, 83026 Rosenheim, Tel. 08031-24 881

**TOPLINSKE ZNAČAJKE TERMO 60**

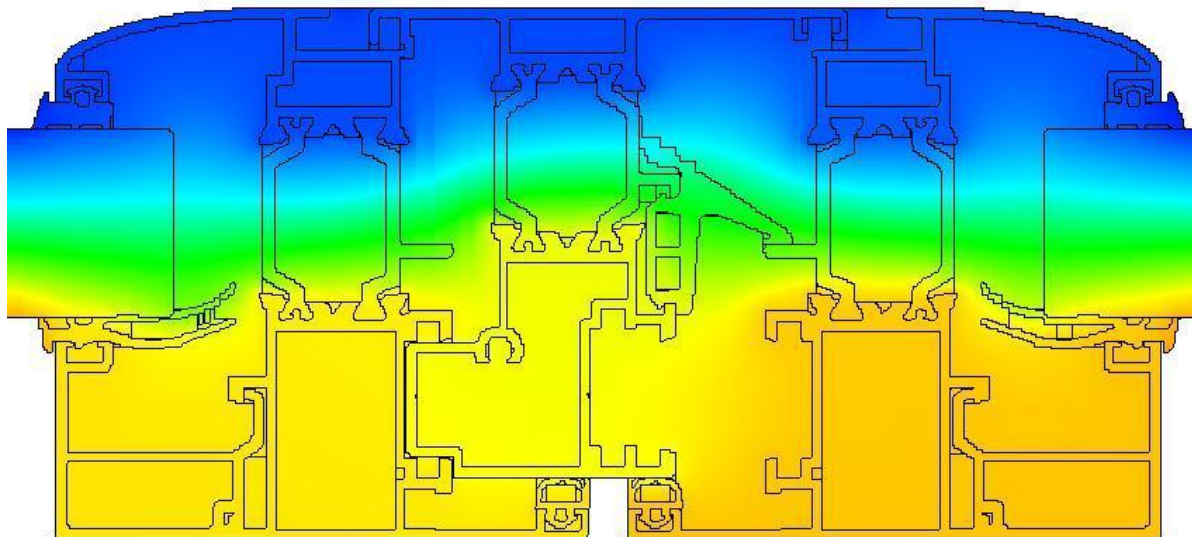
Proračun koeficijenta prolaska topline počiva na dvodimenzionalnoj numeričkoj metodi konačnih elemenata određene prema prEN ISO 10077-2.

DIMENZIJE	L	(m)	1.5
	H	(m)	1.48
A-ram + krilo	$U_A$	( $W/m^2K$ )	2.76
B-prečka	$U_B$	( $W/m^2K$ )	2.89
S-staklo	$U_S$	( $W/m^2K$ )	1.1
Kombinacija stakla i profila	$U_W$	( $W/m^2K$ )	1.93




Temperaturni dijagram za A

Temperaturni dijagram za B



Termo 60 / Fensterprüfung / Window check

04.11.2010 | Auftragsnr. | 10/1054\_02 | Kundennr. | 0320 | Zeichen | hp/bh | Seite | 1/11  
 order no. | client no. | sign | page



<b>Auftraggeber</b> Client	FEAL d.o.o	<b>Adresse</b> Address	Trn bb BA-88220 Siroki Brijeg
-------------------------------	------------	---------------------------	----------------------------------

<b>Bezeichnung</b> Designation	Dreh Kipp Fenster Single tilt and turn window	<b>Identifikation</b> Identification	Termo 60
<b>Rahmenmaterial</b> Frame material	Aluminum Aluminium	<b>Abmessungen</b> Dimensions	<b>Breite / Width</b> 1230 mm <b>Höhe / Height</b> 1480 mm

<b>Produktnorm</b> Product standard	Fenster und Türen Windows and Doors	EN 14351-1	
<b>Klassifizierung</b> Classification	Bedienkräfte Operating Forces	EN 13115	2
	Luftdurchlässigkeit (Mittelwert) Air permeability (average value)	EN 12207	4
	Schlagregendichtheit Watertightness	EN 12208	9A
	Widerstandsfähigkeit bei Windlast Resistance to wind load	EN 12210	C4



**gbd LAB**  
 Akkreditierte Prüf- und Inspektionsstelle  
 gbd Lab GmbH | www.gbd-lab.at  
 Steinebach 13a A-6850 Dornbirn

Wir behalten alle Rechte in diesem Dokument und in den Informationen vor, die darin enthalten sind. Missbrauch oder Weitergabe an dritte Parteien ist ohne ausdrückliche Berechtigung verboten. We reserve all rights in this document and in the information contained therein. Reproduction use or disclosure to third parties without express authority is strictly forbidden.

Prüfbericht Version: \*05\* / report version: \*05\* Anlagen / Appendices: -2-

Akkreditierte Prüf- und Inspektionsstelle / Accredited Testing and Inspection Center - gbd LAB GmbH FN295310f  
 Steinebach 13a A-6850 Dornbirn T ++43 (0)5572 394830 F ++43 (0)5572 394830-39 office@gbd-lab.at www.gbd-lab.at



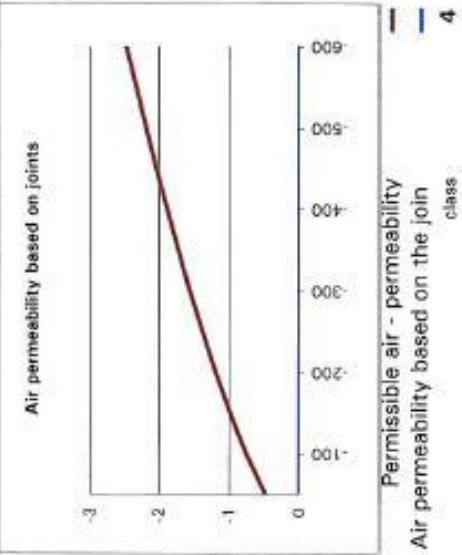
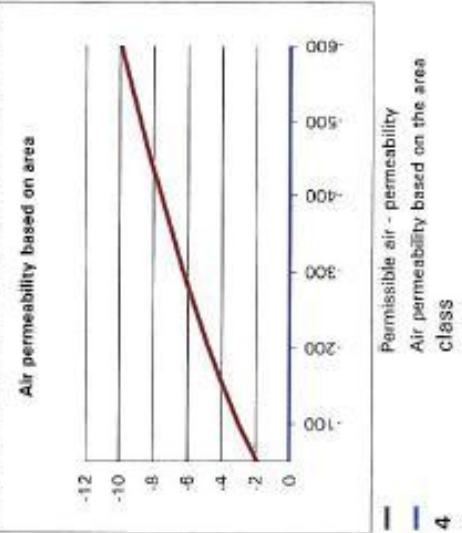


Measuring protocol no.2 Windows / Doors Air - permeability - suction

Total area of the test specimen  $V_A$  (m<sup>2</sup>) 1,82 Testing period 2010-10-08  
 Total length of the joints  $V_L$  (m) 5,15 Test standard EN 1026 2000-06  
 Greatest permissible air permeability in relation to the area  $Q_{100,A}$  (m<sup>3</sup>/(m<sup>2</sup>h)) -3,00 Classification standard EN 12207 1999-11  
 Greatest permissible air permeability in relation to the length of joints  $Q_{100,L}$  (m<sup>3</sup>/(mh)) -0,75

Test pressure p [Pa]	Measured air quantities for airtight sealed test specimen		Air - permeability based on the area		Air - permeability based on the length of the joints		Permissible air - permeabilities based on the area		Permissible air - permeabilities based on the length of the joints		numerical average from pressure and suction based on the area	
	$V_c$ [m <sup>3</sup> /h]	$V_o$ [m <sup>3</sup> /h]	$(V_c - V_o) * k / A$ [m <sup>3</sup> /(m <sup>2</sup> h)]	$(V_c - V_o) * k / L_j$ [m <sup>3</sup> /(mh)]	$Q_{100,A} * (P_p / 100)^{2/3}$ [m <sup>3</sup> /(m <sup>2</sup> h)]	$Q_{100,L} * (P_p / 100)^{2/3}$ [m <sup>3</sup> /(mh)]	area [m <sup>2</sup> /(m <sup>2</sup> h)]	length of the joints [m <sup>3</sup> /(mh)]	area [m <sup>2</sup> /(m <sup>2</sup> h)]	length of the joints [m <sup>3</sup> /(mh)]	area [m <sup>2</sup> /(m <sup>2</sup> h)]	length of the joints [m <sup>3</sup> /(mh)]
-50	-0,01	0,00	0,00	0,00	-1,89	-0,47	0,00	0,00	0,00	0,00	0,00	
-100	-0,01	0,00	0,00	0,00	-3,00	-0,75	0,00	0,00	0,00	0,00	0,00	
-150	-0,40	-0,08	0,00	0,00	-3,93	-0,98	0,13	0,05	0,13	0,05	0,05	
-200	-0,57	-0,02	0,00	0,00	-4,76	-1,19	0,10	0,04	0,10	0,04	0,04	
-250	-0,69	-0,02	0,00	0,00	-5,53	-1,38	0,00	0,00	0,00	0,00	0,00	
-300	-0,81	0,00	0,00	0,00	-6,24	-1,56	0,00	0,00	0,00	0,00	0,00	
-450	-1,15	-0,04	0,00	0,00	-8,18	-2,04	0,00	0,00	0,00	0,00	0,00	
-600	-1,43	-0,01	0,00	0,00	-9,91	-2,48	0,00	0,00	0,00	0,00	0,00	

Perhaps positive values in the columns 5 - 7 are substituted with zero.



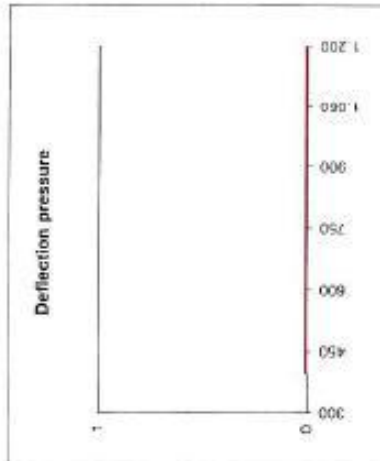
gbd LAB  
 Akkr Prüf- und Inspektionsstelle  
 gbd Lab GmbH www.gbd-lab.at  
 Steinebach 13a A-6850 Dornbirn

Measuring protocol no.3 Windows / Doors Resistance to wind load

Wind Pressure 1.600 (Pa)  
 Suction -1.600 (Pa)  
 Span 0 (mm)  
 Permissible deflection 0,00 1/300

Testing period 2010-10-08  
 Test standard EN 12211 2000-06  
 Classification standard EN 12210 1999-11

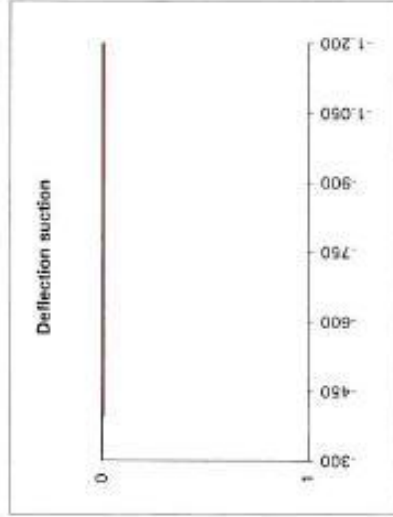
Test pressure p [Pa]	Deflection [mm]			Relative Deflection [mm]	Permissible Deflection [mm]
	A	B	C		
400	0	0	0	0,00	0,00
800	0	0	0	0,00	0,00
1.200	0	0	0	0,00	0,00
1.600	0	0	0	0,00	0,00



— Permissible Deflection  
 — Deflection in existence  
**C4** class

Remaining front movement: no visible defects in a distance of 1 m evidently.

Test pressure p [Pa]	Deflection [mm]			Relative Deflection [mm]	Permissible Deflection [mm]
	A	B	C		
400	0,00	0,00	0,00	0,00	0,00
800	0,00	0,00	0,00	0,00	0,00
1.200	0,00	0,00	0,00	0,00	0,00
1.600	0,00	0,00	0,00	0,00	0,00



— Permissible deflection  
 — Deflection in existence  
**C3** class



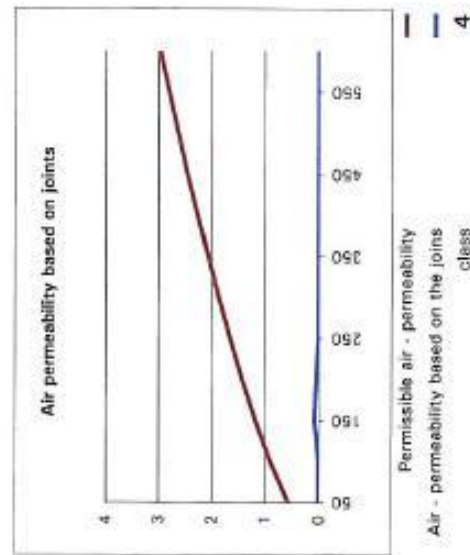
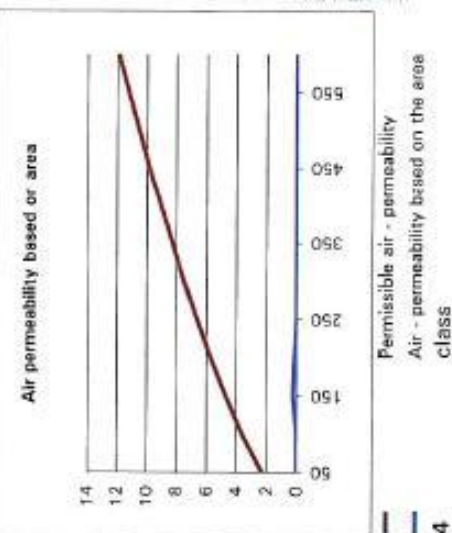
Akkr. Prüf- und Inspektionsgesellschaft  
 gbd Lab GmbH www.gbd-lab.at  
 Steinebach 13a A-6850 Dornbirn

Measuring protocol no.4 Windows / Doors Air - permeability - repetition pressure

Total area of the test specimen  $V_A$  1,82 [m<sup>2</sup>] Testing period 2010-10-08  
 Total length of the joints  $V_L$  5,15 [m] Test standard EN 1026 2000-06  
 Greatest permissible air permeability in relation to the area  $Q_{100,A}$  3,00 [m<sup>3</sup>/(m<sup>2</sup>h)] Classification standard EN 12207 1999-11  
 Greatest permissible air permeability in relation to the length of joints  $Q_{100,L}$  0,75 [m<sup>3</sup>/(mhl)]

Test pressure p [Pa]	Measured air quantities for airtight sealed test specimen		Air - permeability based on the length of the joints		Permissible air - permeabilities based on the length of the joints	
	$V_c$ [m <sup>3</sup> /h]	$V_{1c}$ [m <sup>3</sup> /h]	$(V_{1c}-V_c) \cdot k/A$ [m <sup>3</sup> /(m <sup>2</sup> h)]	$(V_{1c}-V_c) \cdot k/L_j$ [m <sup>3</sup> /(mhl)]	area $Q_{100,A} \cdot (P_{100}/100)^{2/3} \cdot 1,2$ [m <sup>3</sup> /(m <sup>2</sup> h)]	length of the joints $Q_{100,L} \cdot (P_{100}/100)^{2/3} \cdot 1,2$ [m <sup>3</sup> /(mhl)]
1	2	3	4	5	6	7
50	0,01	0,00	0,00	0,00	2,27	0,57
100	0,01	0,00	0,00	0,00	3,60	0,90
150	0,01	0,40	0,21	0,08	4,72	1,18
200	0,14	0,40	0,14	0,05	5,71	1,43
250	0,48	0,19	0,00	0,00	6,63	1,66
300	0,54	0,23	0,00	0,00	7,49	1,87
450	0,74	0,40	0,00	0,00	9,81	2,45
600	0,85	0,63	0,00	0,00	11,89	2,97

Perhaps negative values in the columns 5 - 7 are substituted with zero.



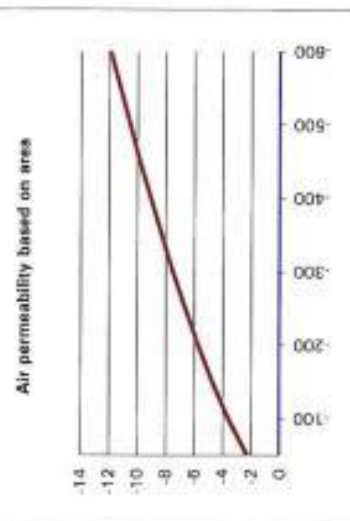


Measuring protocol no.5 Windows / Doors Air - permeability - repetition suction

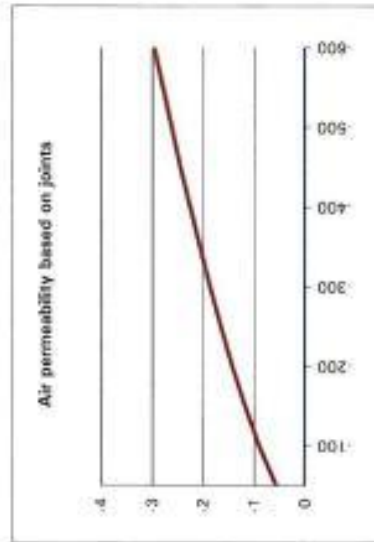
Total area of the test specimen  $V_A$  [m<sup>2</sup>] 1,82 Testing period 2010-10-08  
 Total length of the joints  $V_L$  [m] 5,15 Test standard EN 1026 2000-06  
 Greatest permissible air permeability in relation to the area  $Q_{100,A}$  [m<sup>3</sup>/(m<sup>2</sup>h)] 3,00 Classification standard EN 12207 1999-11  
 Greatest permissible air permeability in relation to the length of joints  $Q_{100,L}$  [m<sup>3</sup>/(mh)] -0,75

Test pressure p [Pa]	Measured air quantities for airtight sealed test specimen		Air - permeability based on the length of the joints		Permissible air - permeabilities based on the area		numerical average from pressure and suction based on the area	
	$V_c$ [m <sup>3</sup> /h]	$V_{ic}$ [m <sup>3</sup> /h]	$(V_c - V_{ic}) \cdot k_1 / A$ [m <sup>3</sup> /(m <sup>2</sup> h)]	$(V_c - V_{ic}) \cdot k_2 / L_j$ [m <sup>3</sup> /(mh)]	$Q_{100,A} \cdot (P_{ref}/100)^{3,2} \cdot 1,2$ [m <sup>3</sup> /(m <sup>2</sup> h)]	$Q_{100,L} \cdot (P_{ref}/100)^{3,2} \cdot 1,2$ [m <sup>3</sup> /(mh)]	$\frac{Q_{100,A} \cdot (P_{ref}/100)^{3,2} \cdot 1,2}{A}$ [m <sup>3</sup> /(m <sup>2</sup> h)]	$\frac{Q_{100,L} \cdot (P_{ref}/100)^{3,2} \cdot 1,2}{L_j}$ [m <sup>3</sup> /(mh)]
1	2	3	4	5	6	7	8	9
-50	-0,01	0,00	0,00	0,00	-2,27	-0,57	0,00	0,00
-100	-0,01	0,00	0,00	0,00	-3,60	-0,90	0,00	0,00
-150	-0,40	0,00	0,00	0,00	-4,72	-1,18	0,11	0,04
-200	-0,57	0,00	0,00	0,00	-5,71	-1,43	0,07	0,03
-250	-0,69	0,00	0,00	0,00	-6,63	-1,66	0,00	0,00
-300	-0,81	-0,02	0,00	0,00	-7,49	-1,87	0,00	0,00
-450	-1,15	0,00	0,00	0,00	-9,81	-2,45	0,00	0,00
-600	-1,43	0,00	0,00	0,00	-11,89	-2,97	0,00	0,00

Perhaps positive values in the columns 5 - 7 are substituted with zero.

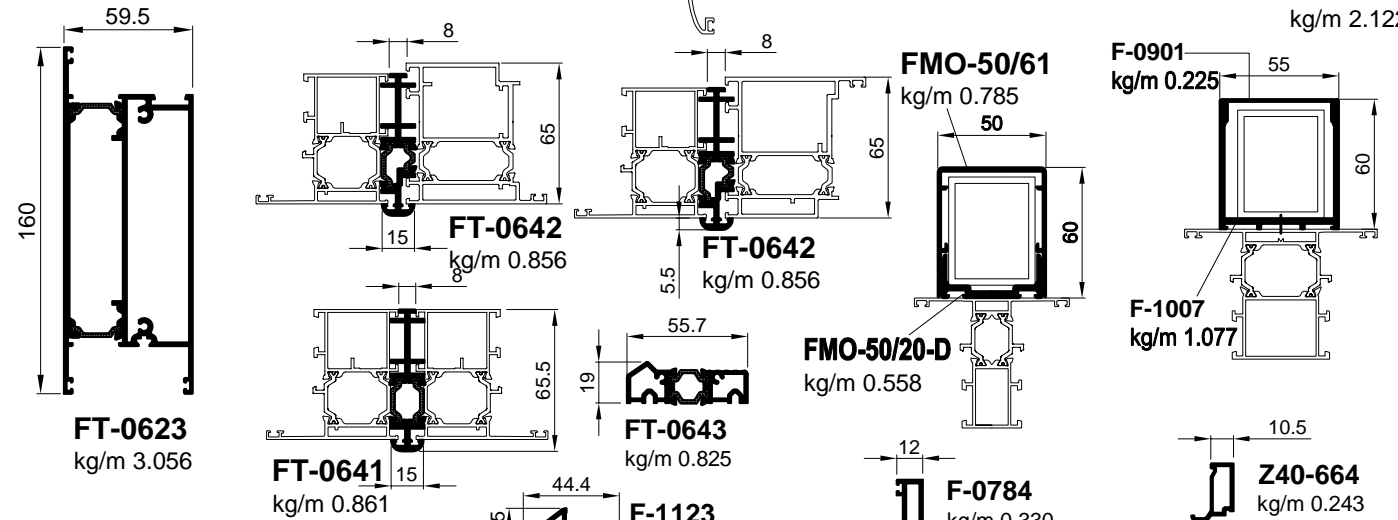
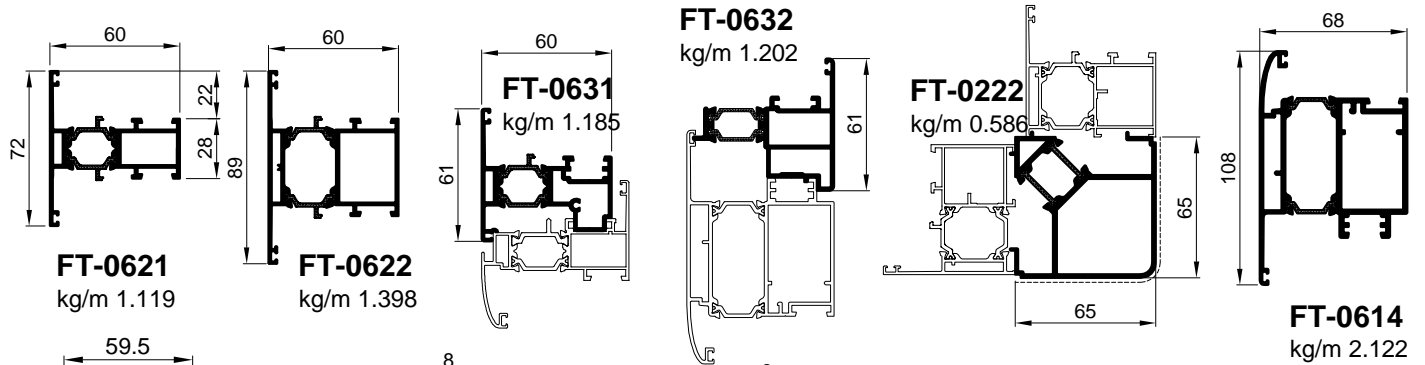
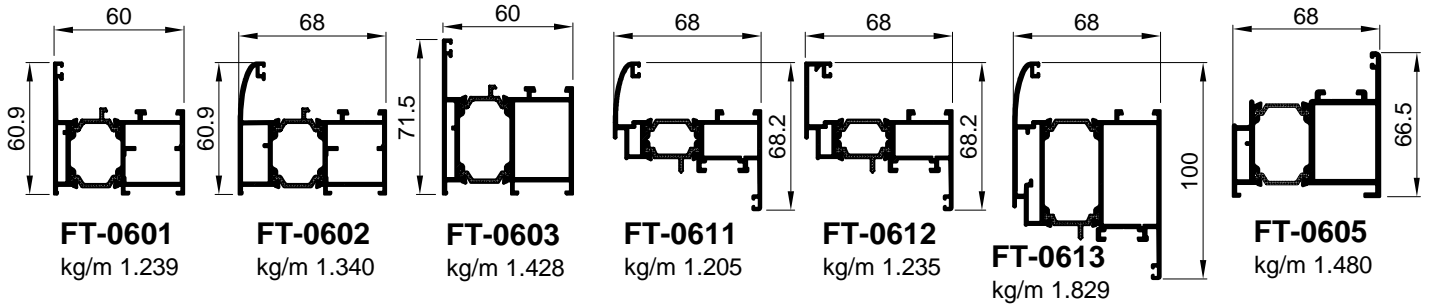


Permissible air - permeability  
 Air - permeability based on the area  
 class 4



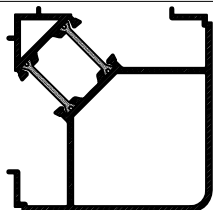
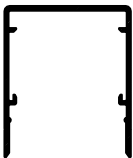


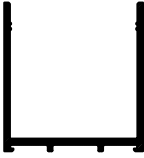



Permissible air - permeability  
 Air - permeability based on the joints  
 class 4

gbu LAB appendix-A-1 page 5  
 101054\_02  
 Akkr. Prüf- und Inspektionsstelle  
 gbd Lab GmbH www.gbd-lab.at  
 Steinhilberstr. 4-6/50 Dornbirn



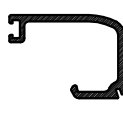
Oznaka		Izgled-presjek	Težina /kg/ml/	Opseg /mm/	$I_x / \text{cm}^4$	$W_x / \text{cm}^3$
					$I_y / \text{cm}^4$	$W_y / \text{cm}^3$
FT-0601			1.239	320	14.58	4.35
					—	—
FT-0602			1.340	351	18.98	5.08
					—	—
FT-0603			1.428	345	23.05	6.91
					—	—
FT-0605			1.480	356	29.81	8.2
					—	—
FT-0611			1.205	385	17.18	4.94
					—	—
FT-0612			1.235	400	18.10	5.31
					—	—
FT-0613			1.829	468	23.83	8.24
					—	—
FT-0614			2.122	492	42.73	20.81
					—	—

Oznaka		Izgled-presjek	Težina /kg/ml/	Opseg /mm/	$I_x / \text{cm}^4$	$W_x / \text{cm}^3$
					$I_y / \text{cm}^4$	$W_y / \text{cm}^3$
FT-0621			1.119	362	12.84	3.60
					—	—
FT-0622			1.398	421	16.82	4.68
					—	—
FT-0623			3.056	605	54.49	16.79
					—	—
FT-0631			1.180	343	13.95	4.22
					—	—
FT-0632			1.202	298	14.11	3.19
					—	—
FT-0641			0.861	280	8.93	2.58
					—	—
FT-0642			0.856	287	8.86	2.56
					—	—
FT-0643			0.825	172	6.11	2.18
					—	—

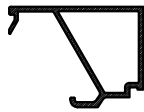
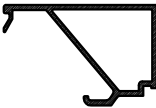



Oznaka	Izgled-presjek	Težina /kg/ml/	Opseg /mm/	$I_x / \text{cm}^4$	$W_x / \text{cm}^3$
				$I_y / \text{cm}^4$	$W_y / \text{cm}^3$
FT-0222		1.586	390		
FMO-50/61		0.785	366		
FMO-50/20-D		0.558	184.8		
F-0901		0.225	153		
F-1007		1.077	355		
F-1123		0.362	197		
060350		0.285	107		
F-0228		0.153	68		

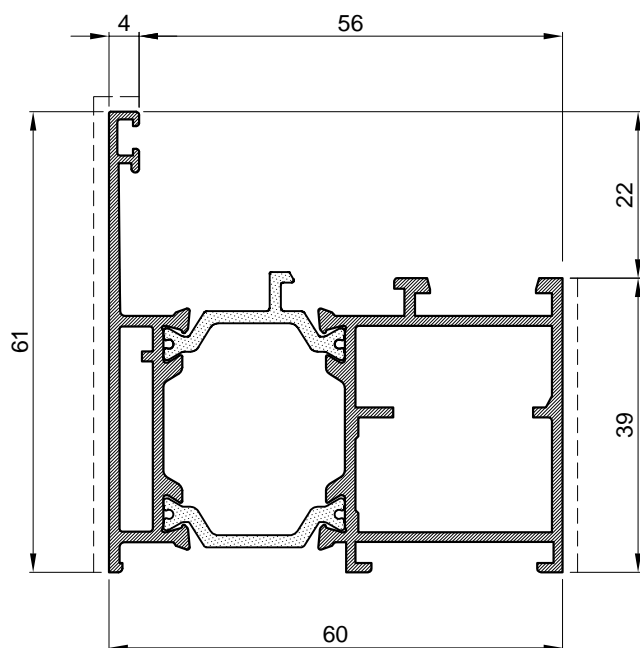
Oznaka	Izgled-presjek	Težina /kg/ml/	Opseg /mm/	$I_x / \text{cm}^4$	$W_x / \text{cm}^3$
				$I_y / \text{cm}^4$	$W_y / \text{cm}^3$
F-0784		0.330	105		
NC-1459		0.156	49		
M45-709		0.258	153		
M45-740		0.258	148		
Z40-636		0.261	141		
Z40-644		0.275	166		
Z40-646		0.286	157		
Z40-647		0.226	137		

Oznaka	Izgled-presjek	Težina /kg/ml/	Opseg /mm/	$I_x / \text{cm}^4$	$W_x / \text{cm}^3$
				$I_y / \text{cm}^4$	$W_y / \text{cm}^3$
Z40-648		0.268	125		
Z40-649		0.221	105		
Z40-653		0.347	201		
Z40-653/B		0.356	199		
Z40-656		0.215	107		
Z40-657		0.186	107		
Z40-658		0.318	184		
Z40-659		0.359	204		

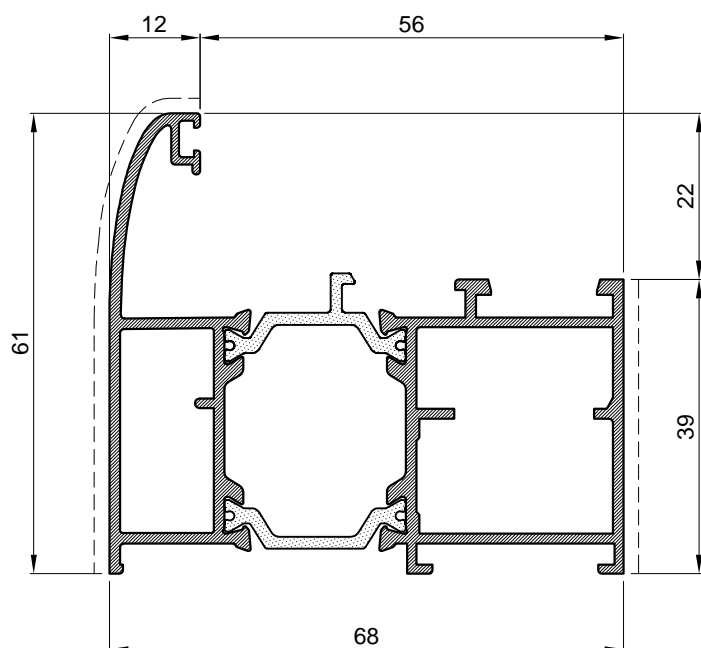
Oznaka	Izgled-presjek	Težina /kg/ml/	Opseg /mm/	$I_x / \text{cm}^4$	$W_x / \text{cm}^3$
				$I_y / \text{cm}^4$	$W_y / \text{cm}^3$
Z40-660		0.179	89		
Z40-661		0.314	146		
Z40-662		0.245	116		
Z40-664		0.243	93		
Z40-665		0.272	112		
Z40-666		0.289	122		
Z40-667		0.358	139		
Z40-668		0.326	135		



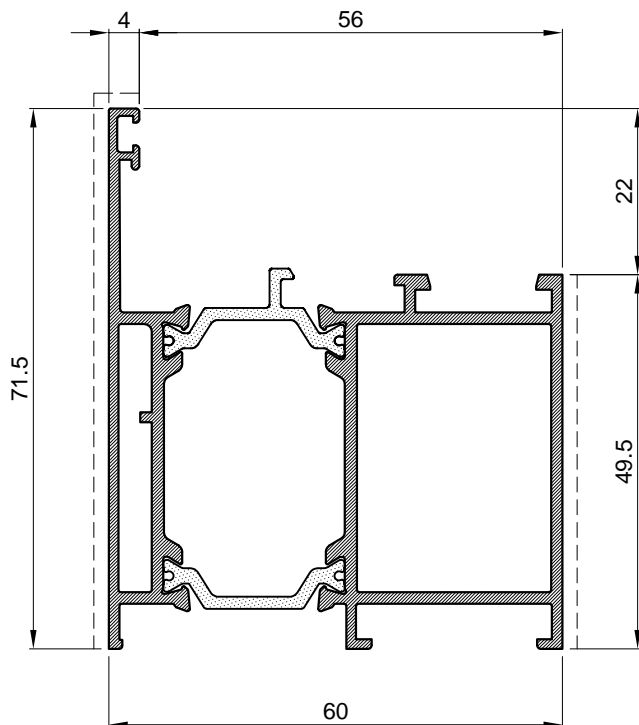
Oznaka	Izgled-presjek	Težina /kg/ml/	Opseg /mm/	$I_x / \text{cm}^4$	$W_x / \text{cm}^3$
				$I_y / \text{cm}^4$	$W_y / \text{cm}^3$
Z40-669		0.347	143		
Z40-670		0.373	150		
FT-0604		0.452	432		
F-1190		0.461	145		
FM-072		0.258	152		



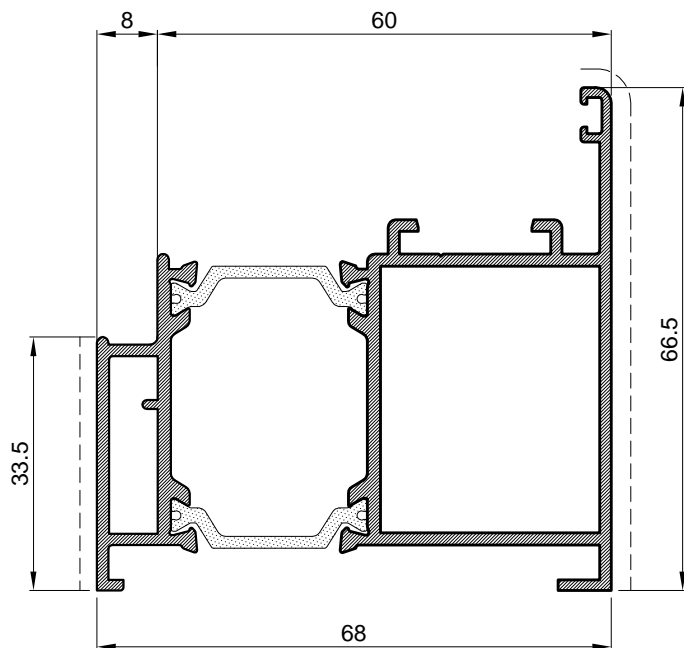
Profili rama		
Art.-Br.	<b>FT-0601</b>	
Težina	kg/m	<b>1.239</b>
Opseg	mm	320
Moment inercije	I <sub>x</sub> (cm <sup>4</sup> )	8.73
	I <sub>y</sub> (cm <sup>4</sup> )	14.58
	W <sub>x</sub> (cm <sup>4</sup> )	2.27
	W <sub>y</sub> (cm <sup>4</sup> )	4.35
Dužina isporuke	mm	6500



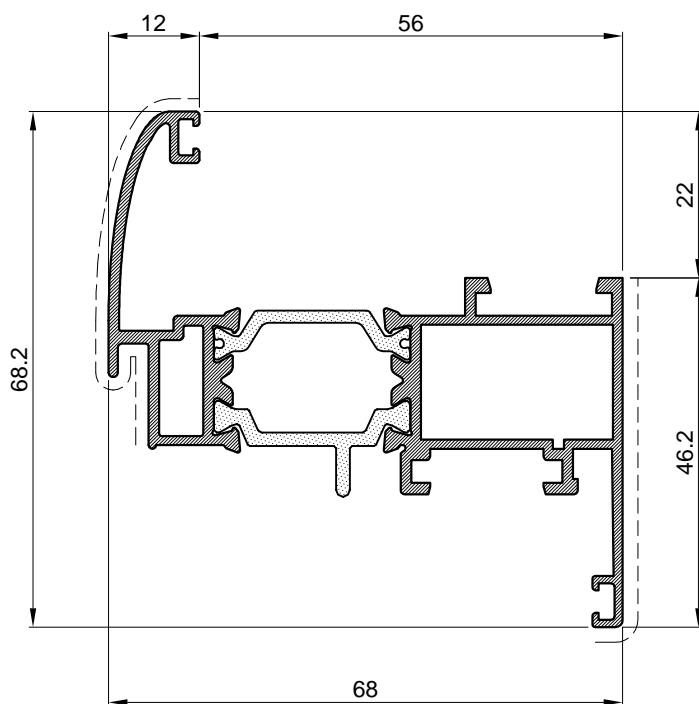
Profili rama		
Art.-Br.	<b>FT-0602</b>	
Težina	kg/m	<b>1.340</b>
Opseg	mm	351
Moment inercije	I <sub>x</sub> (cm <sup>4</sup> )	10.74
	I <sub>y</sub> (cm <sup>4</sup> )	18.98
	W <sub>x</sub> (cm <sup>4</sup> )	2.85
	W <sub>y</sub> (cm <sup>4</sup> )	5.08
Dužina isporuke	mm	6500



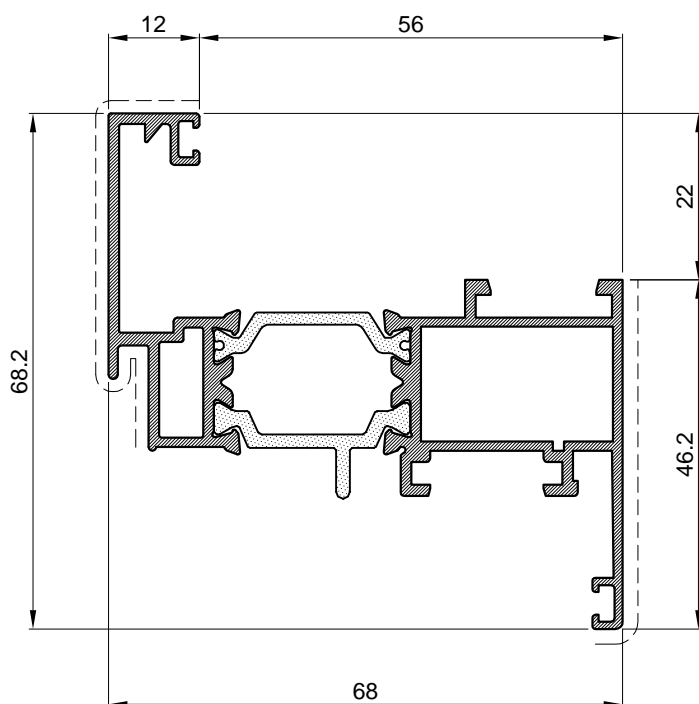
Profil rama		
Art.-Br.	<b>FT-0603</b>	
Težina	kg/m	<b>1.428</b>
Opseg	mm	345
Moment inercije	I <sub>x</sub> (cm <sup>4</sup> )	14.94
	I <sub>y</sub> (cm <sup>4</sup> )	23.05
	W <sub>x</sub> (cm <sup>4</sup> )	3.45
	W <sub>y</sub> (cm <sup>4</sup> )	6.91
Dužina isporuke	mm	6500



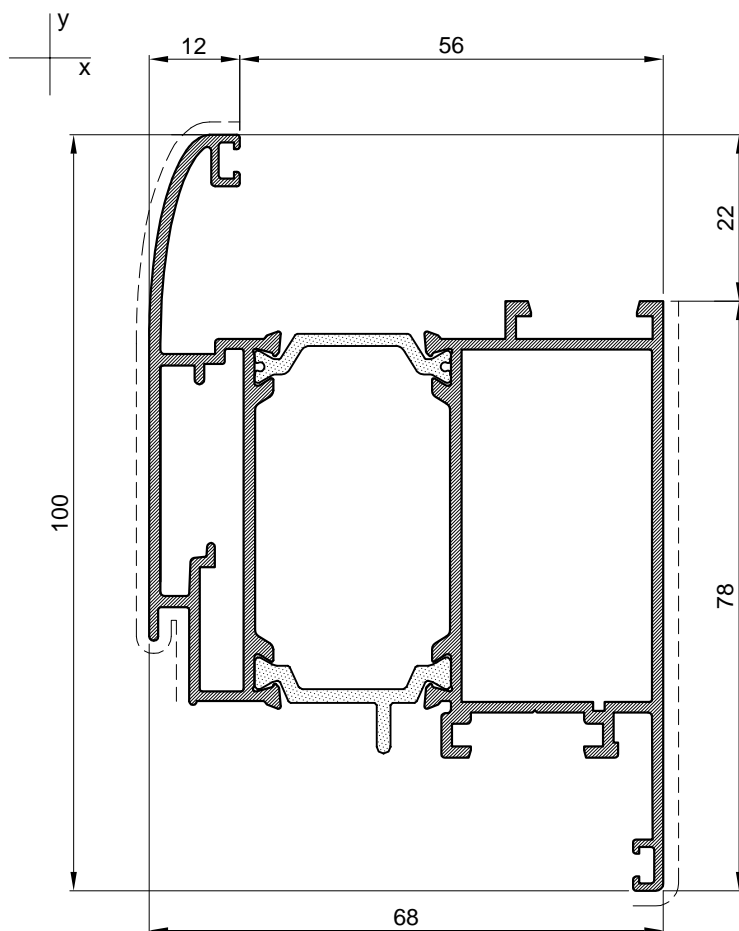
Profil rama za otvaranje vani		
Art.-Br.	<b>FT-0605</b>	
Težina	kg/m	<b>1.480</b>
Opseg	mm	356
Moment inercije	I <sub>x</sub> (cm <sup>4</sup> )	13.61
	I <sub>y</sub> (cm <sup>4</sup> )	29.81
	W <sub>x</sub> (cm <sup>4</sup> )	3.39
	W <sub>y</sub> (cm <sup>4</sup> )	8.2
Dužina isporuke	mm	6500



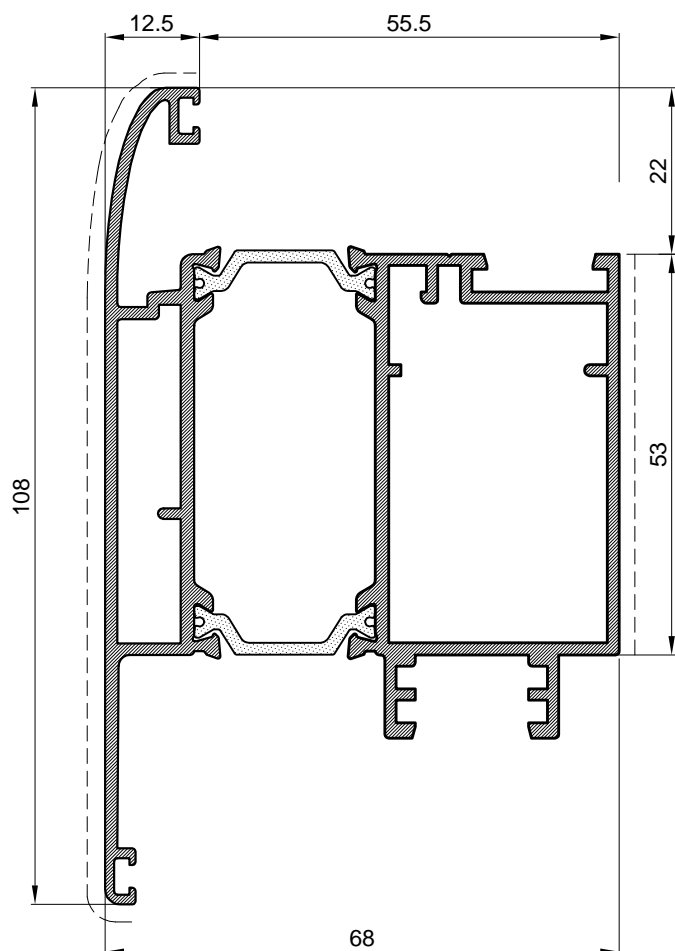
Profil krila		
Art.-Br.	<b>FT-0611</b>	
Težina	kg/m	<b>1.205</b>
Opseg	mm	385
Moment inercije	I <sub>x</sub> (cm <sup>4</sup> )	7.41
	I <sub>y</sub> (cm <sup>4</sup> )	17.18
	W <sub>x</sub> (cm <sup>4</sup> )	2.16
	W <sub>y</sub> (cm <sup>4</sup> )	4.94
Dužina isporuke	mm	6500



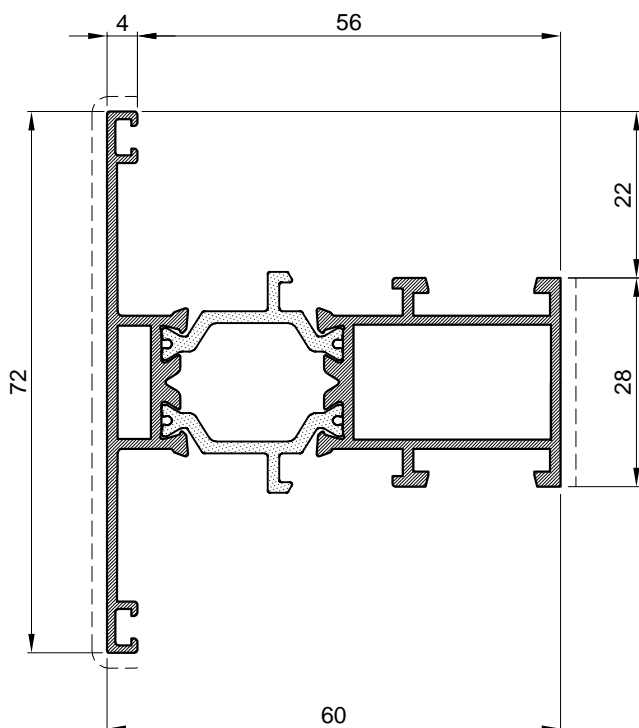
Profil krila		
Art.-Br.	<b>FT-0612</b>	
Težina	kg/m	<b>1.235</b>
Opseg	mm	400
Moment inercije	I <sub>x</sub> (cm <sup>4</sup> )	8.5
	I <sub>y</sub> (cm <sup>4</sup> )	18.1
	W <sub>x</sub> (cm <sup>4</sup> )	2.45
	W <sub>y</sub> (cm <sup>4</sup> )	5.31
Dužina isporuke	mm	6500



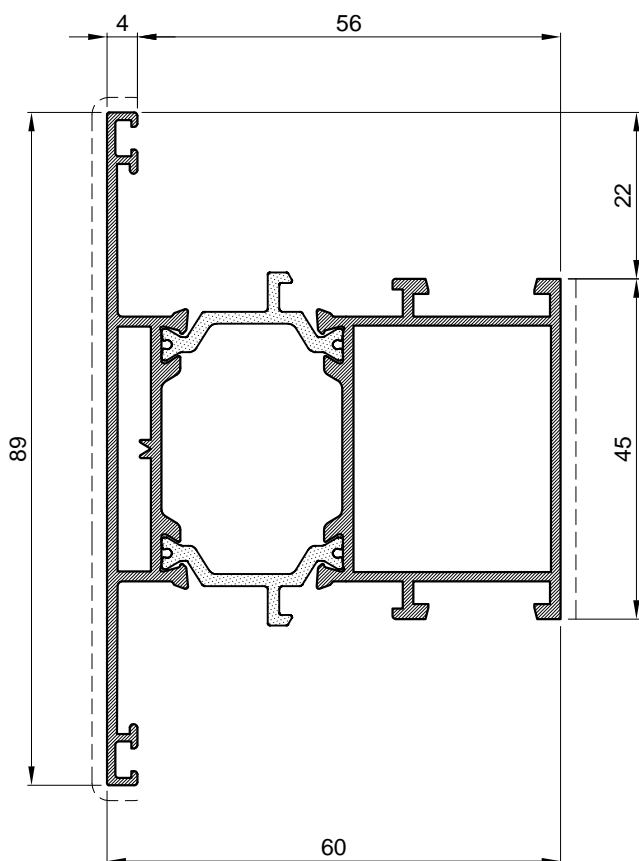
Profil krila		
Art.-Br.	<b>FT-0613</b>	
Težina	kg/m	<b>1.829</b>
Opseg	mm	468
Moment inercije	I <sub>x</sub> (cm <sup>4</sup> )	33.14
	I <sub>y</sub> (cm <sup>4</sup> )	28.83
	W <sub>x</sub> (cm <sup>4</sup> )	6.59
	W <sub>y</sub> (cm <sup>4</sup> )	8.24
Dužina isporuke	mm	6500



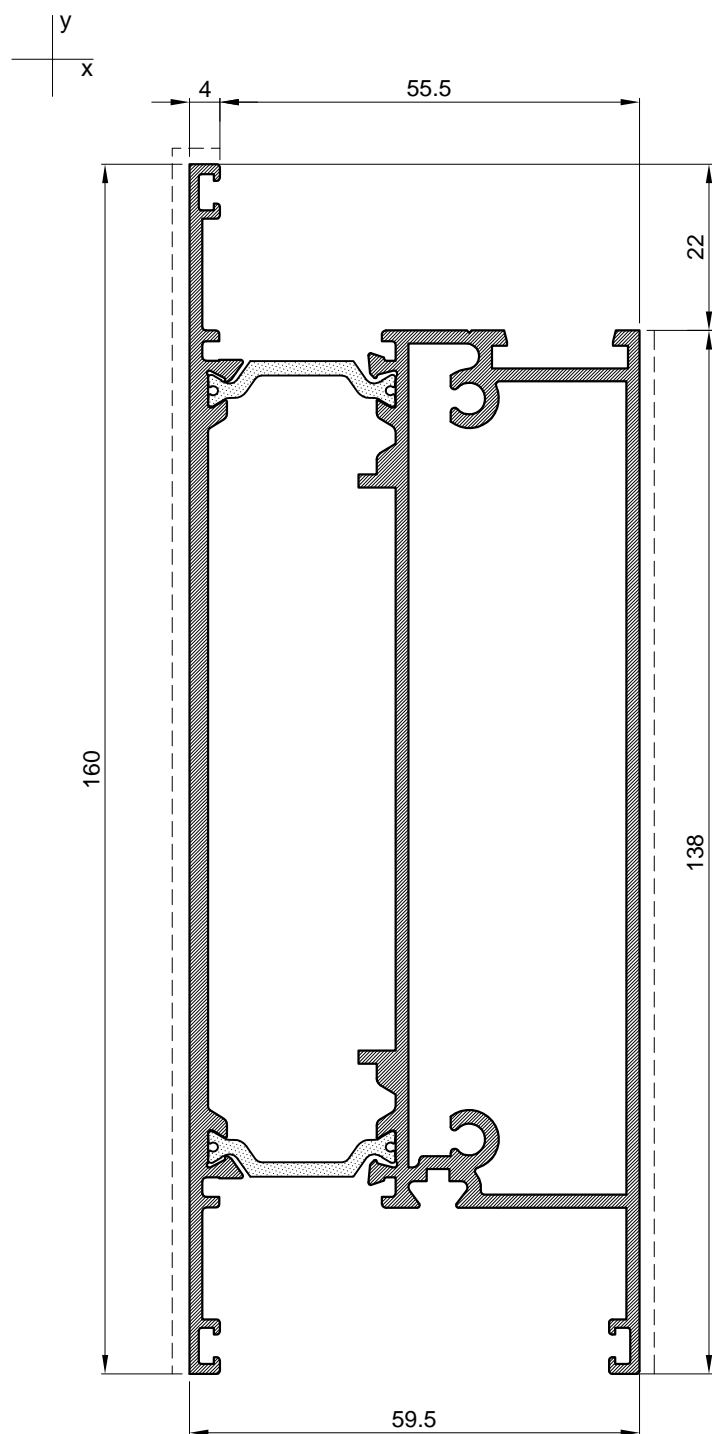
Profil krila za otvaranje vani		
Art.-Br.	<b>FT-0614</b>	
Težina	kg/m	<b>2.122</b>
Opseg	mm	492
Moment inercije	I <sub>x</sub> (cm <sup>4</sup> )	45.97
	I <sub>y</sub> (cm <sup>4</sup> )	42.73
	W <sub>x</sub> (cm <sup>4</sup> )	8.07
	W <sub>y</sub> (cm <sup>4</sup> )	10.81
Dužina isporuke	mm	6500



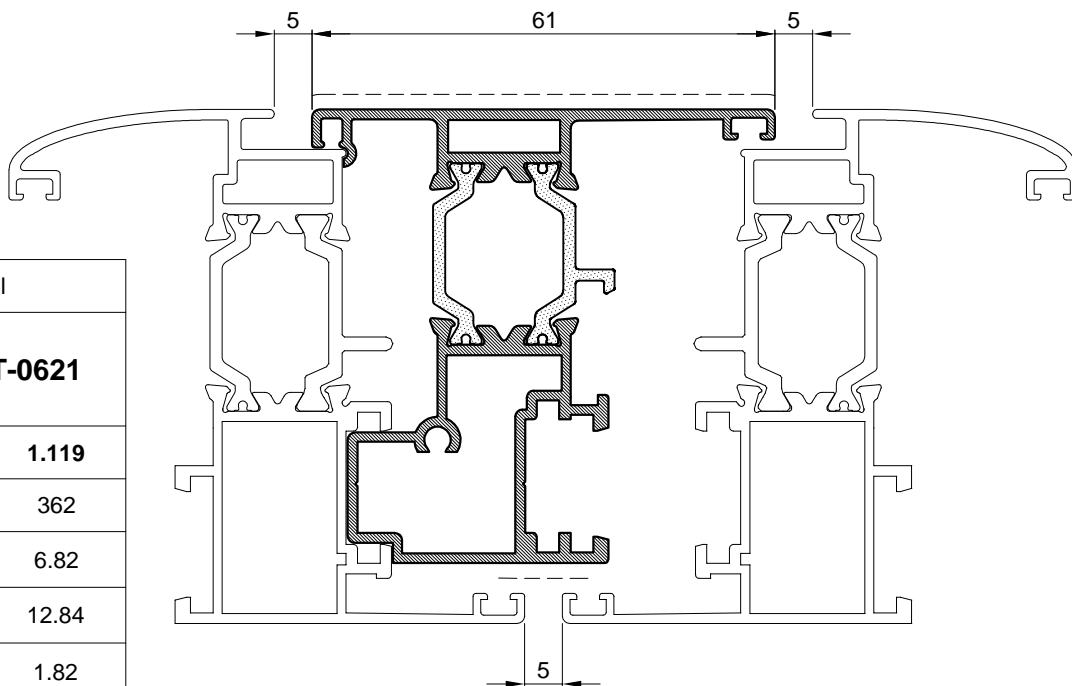
Profil		
Art.-Br.	<b>FT-0621</b>	
Težina	kg/m	<b>1.119</b>
Opseg	mm	362
Moment inercije	I <sub>x</sub> (cm <sup>4</sup> )	6.82
	I <sub>y</sub> (cm <sup>4</sup> )	12.84
	W <sub>x</sub> (cm <sup>4</sup> )	1.82
	W <sub>y</sub> (cm <sup>4</sup> )	3.6
Dužina isporuke	mm	6500



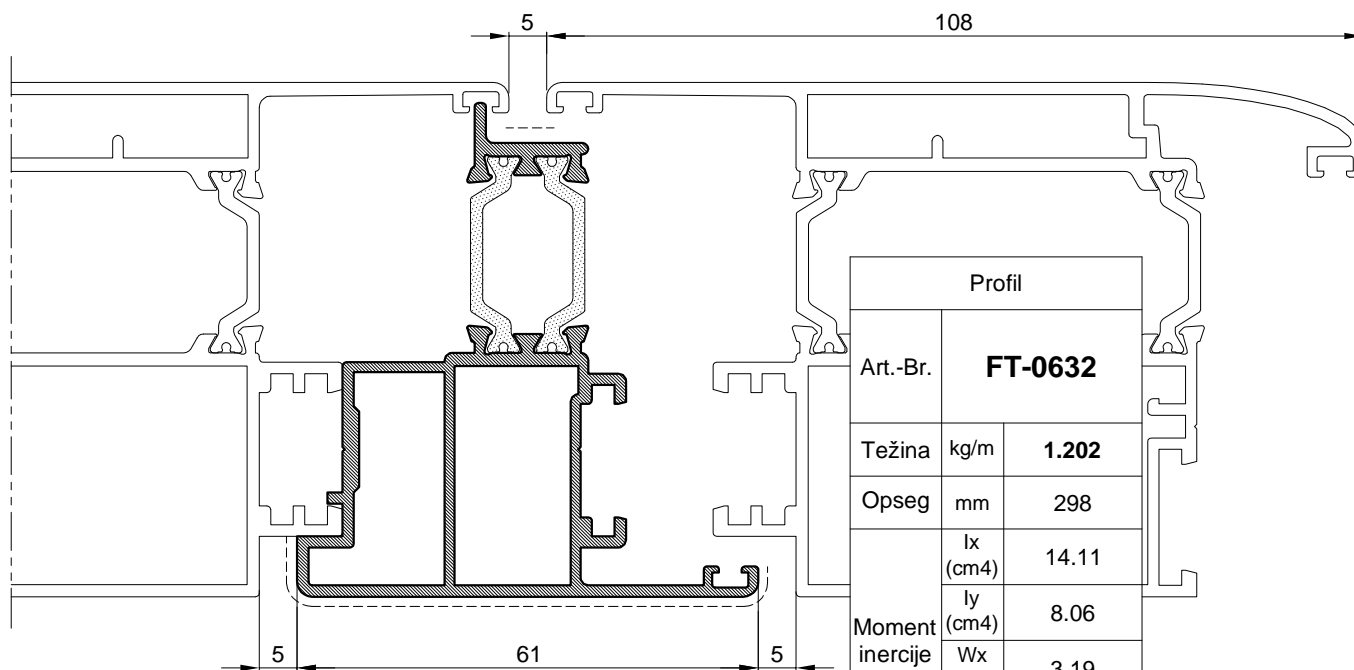
Profil		
Art.-Br.	<b>FT-0622</b>	
Težina	kg/m	<b>1.398</b>
Opseg	mm	421
Moment inercije	I <sub>x</sub> (cm <sup>4</sup> )	16.79
	I <sub>y</sub> (cm <sup>4</sup> )	16.82
	W <sub>x</sub> (cm <sup>4</sup> )	3.77
	W <sub>y</sub> (cm <sup>4</sup> )	4.68
Dužina isporuke	mm	6500



Profil parapetne prečke		
Art.-Br.	<b>FT-0623</b>	
Težina	kg/m	<b>3.056</b>
Opseg	mm	605
Moment inercije	$I_x$ (cm <sup>4</sup> )	209.44
	$I_y$ (cm <sup>4</sup> )	54.49
	$W_x$ (cm <sup>4</sup> )	25.33
	$W_y$ (cm <sup>4</sup> )	16.79
Dužina isporuke	mm	6500



Profil		
Art.-Br.	<b>FT-0621</b>	
Težina	kg/m	<b>1.119</b>
Opseg	mm	<b>362</b>
Moment inercije	I <sub>x</sub> (cm <sup>4</sup> )	<b>6.82</b>
	I <sub>y</sub> (cm <sup>4</sup> )	<b>12.84</b>
	W <sub>x</sub> (cm <sup>4</sup> )	<b>1.82</b>
	W <sub>y</sub> (cm <sup>4</sup> )	<b>3.6</b>
Dužina isporuke	mm	<b>6500</b>

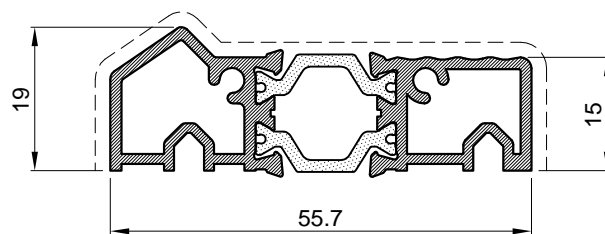


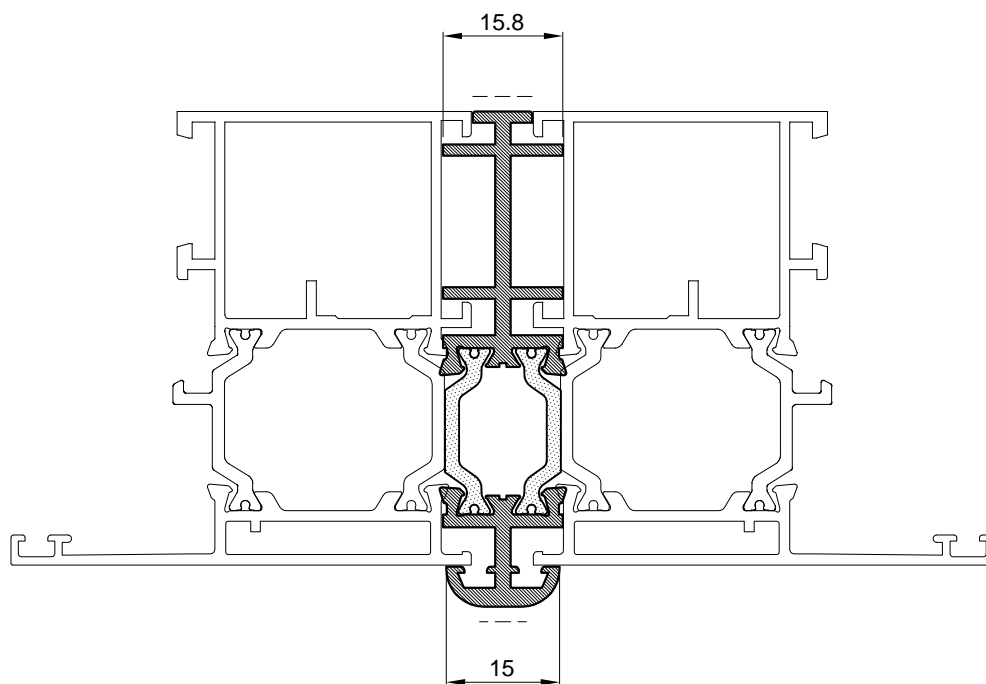
Profil		
Art.-Br.	<b>FT-0632</b>	
Težina	kg/m	<b>1.202</b>
Opseg	mm	<b>298</b>
Moment inercije	I <sub>x</sub> (cm <sup>4</sup> )	<b>14.11</b>
	I <sub>y</sub> (cm <sup>4</sup> )	<b>8.06</b>
	W <sub>x</sub> (cm <sup>4</sup> )	<b>3.19</b>
	W <sub>y</sub> (cm <sup>4</sup> )	<b>2.32</b>
Dužina isporuke	mm	<b>6500</b>



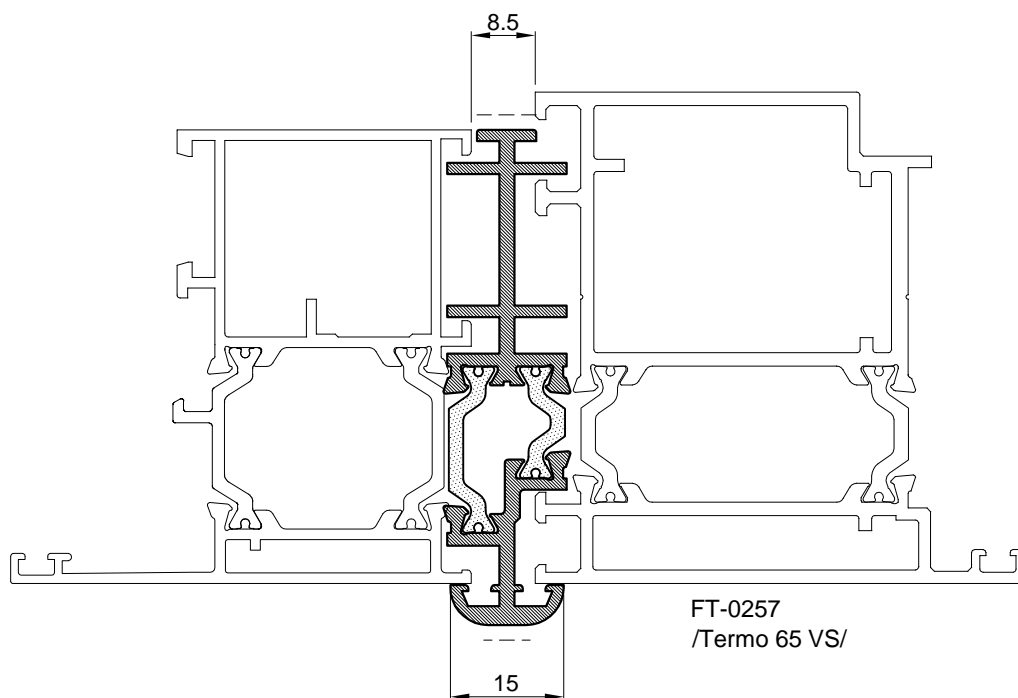


Profil		
Art.-Br.	<b>FT-0643</b>	
Težina	kg/m	<b>0.825</b>
Opseg	mm	172
Moment inercije	$I_x$ (cm <sup>4</sup> )	0.74
	$I_y$ (cm <sup>4</sup> )	6.11
	$W_x$ (cm <sup>4</sup> )	0.67
	$W_y$ (cm <sup>4</sup> )	2.18
Dužina isporuke	mm	6500





Profil		
Art.-Br.	<b>FT-0641</b>	
Težina	kg/m	<b>0.861</b>
Opseg	mm	280
Moment inercije	I <sub>x</sub> (cm <sup>4</sup> )	8.93
	I <sub>y</sub> (cm <sup>4</sup> )	0.43
	W <sub>x</sub> (cm <sup>4</sup> )	2.58
	W <sub>y</sub> (cm <sup>4</sup> )	0.51
Dužina isporuke	mm	6500

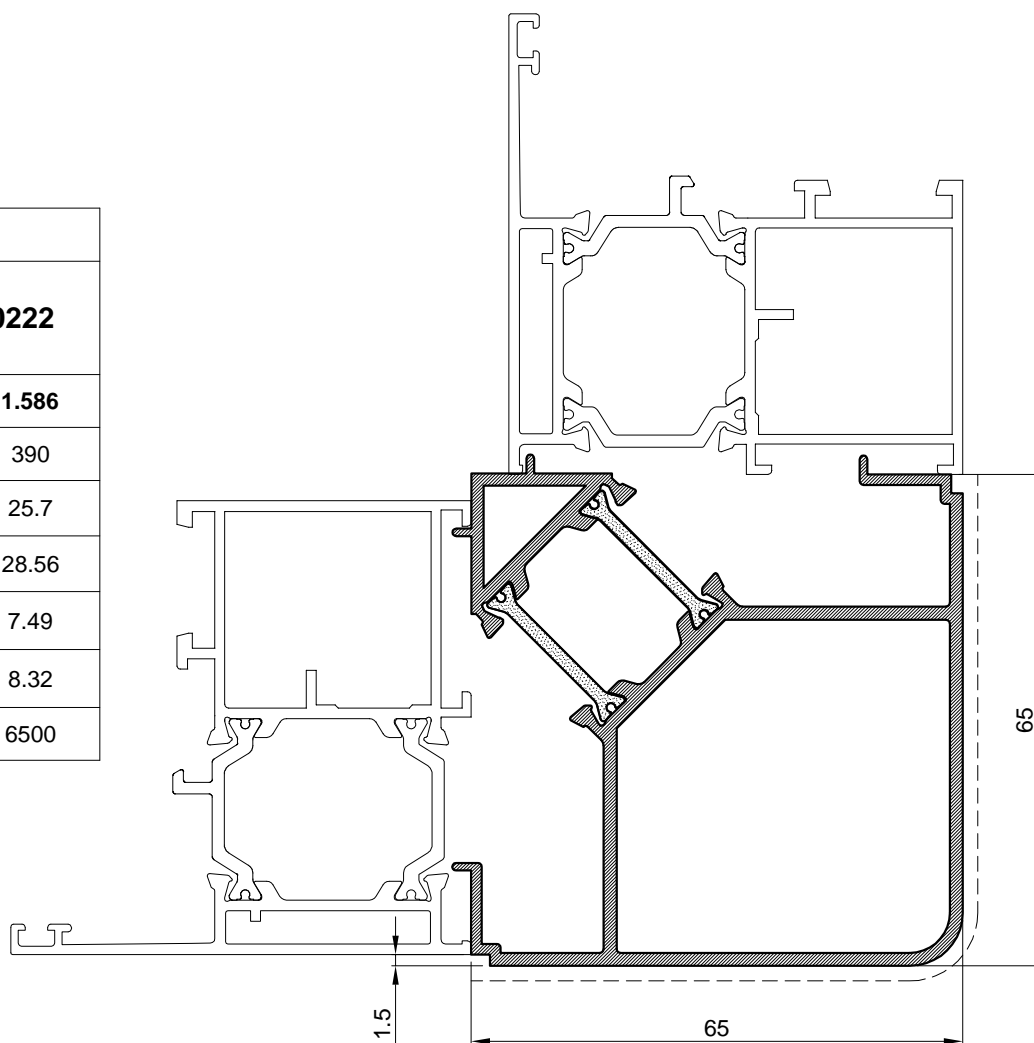


FT-0257  
/Termo 65 VS/

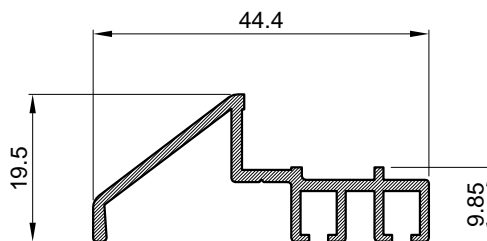
Profil		
Art.-Br.	<b>FT-0642</b>	
Težina	kg/m	<b>0.856</b>
Opseg	mm	287
Moment inercije	I <sub>x</sub> (cm <sup>4</sup> )	8.87
	I <sub>y</sub> (cm <sup>4</sup> )	0.43
	W <sub>x</sub> (cm <sup>4</sup> )	2.56
	W <sub>y</sub> (cm <sup>4</sup> )	0.51
Dužina isporuke	mm	6500

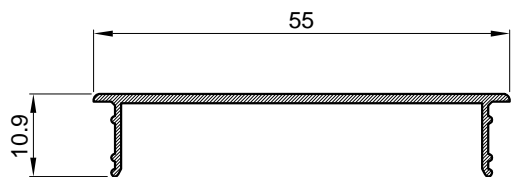


Profil		
Art.-Br.	<b>FT-0222</b>	
Težina	kg/m	<b>1.586</b>
Opseg	mm	390
Moment inercije	$I_x$ (cm <sup>4</sup> )	25.7
	$I_y$ (cm <sup>4</sup> )	28.56
	$W_x$ (cm <sup>4</sup> )	7.49
	$W_y$ (cm <sup>4</sup> )	8.32
Dužina isporuke	mm	6500

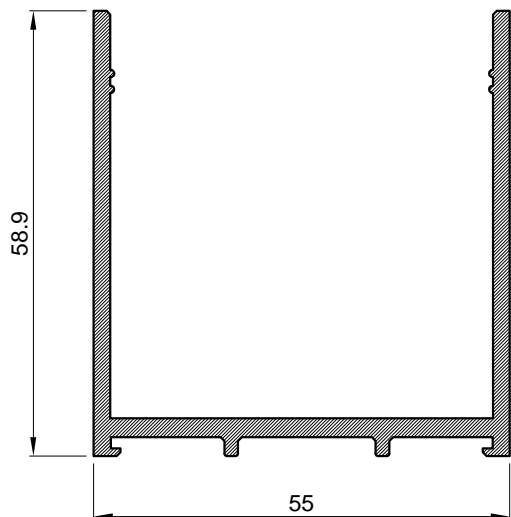


Profil		
Art.-Br.	<b>F-1123</b>	
Težina	kg/m	<b>0.856</b>
Opseg	mm	197
Dužina isporuke	mm	6500

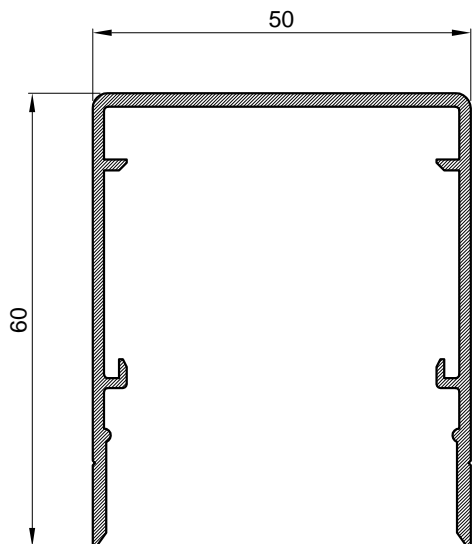




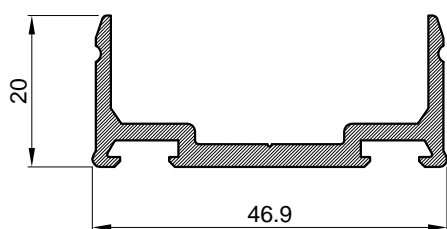
Profil		
Art.-Br.	<b>F-0901</b>	
Težina	kg/m	<b>0.225</b>
Opseg	mm	153
Dužina isporuke	mm	6500



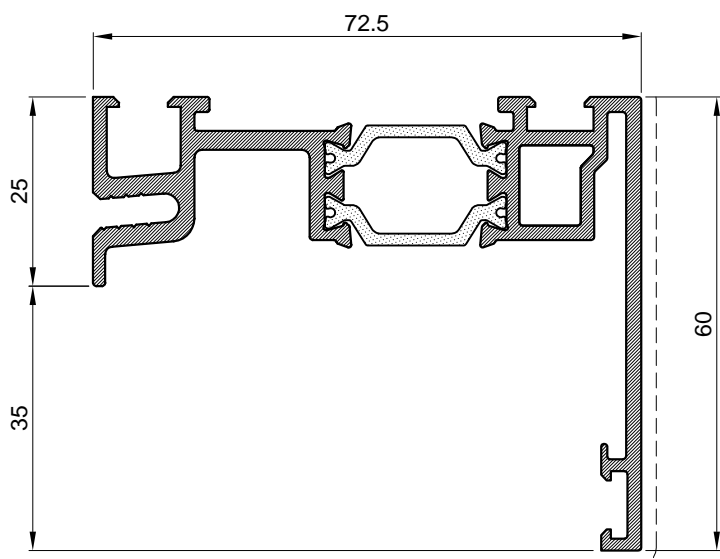
Profil		
Art.-Br.	<b>F-1007</b>	
Težina	kg/m	<b>1.077</b>
Opseg	mm	355
Dužina isporuke	mm	6500



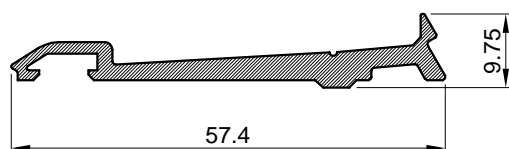
Profil		
Art.-Br.	<b>FMO-50/61</b>	
Težina	kg/m	<b>0.785</b>
Opseg	mm	366
Dužina isporuke	mm	6500



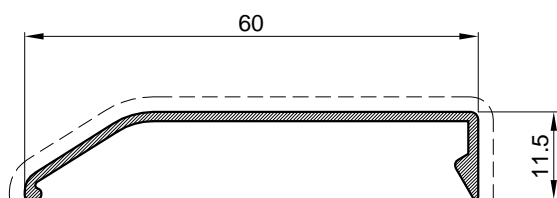
Profil		
Art.-Br.	<b>FMO-50/20-D</b>	
Težina	kg/m	<b>0.558</b>
Opseg	mm	184.8
Dužina isporuke	mm	6500



Profil		
Art.-Br.	<b>F-0604</b>	
Težina	kg/m	<b>1.452</b>
Opseg	mm	432
Dužina isporuke	mm	6500

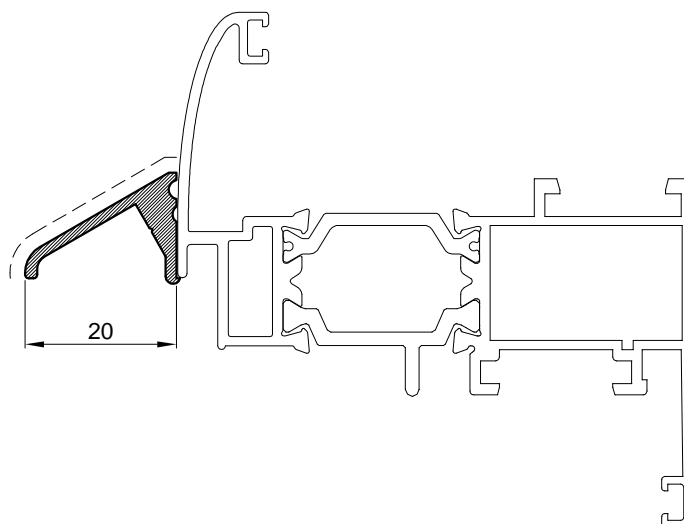


Profil		
Art.-Br.	<b>F-1190</b>	
Težina	kg/m	<b>0.461</b>
Opseg	mm	145
Dužina isporuke	mm	6500

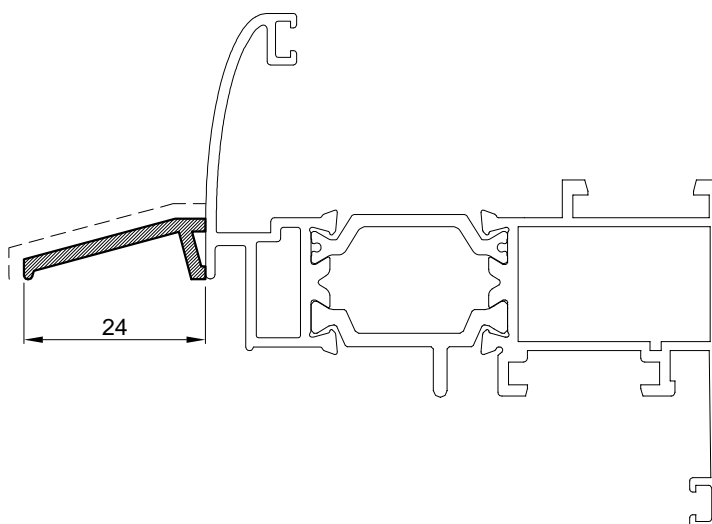


Profil		
Art.-Br.	<b>FM-072</b>	
Težina	kg/m	<b>0.258</b>
Opseg	mm	152
Dužina isporuke	mm	6500

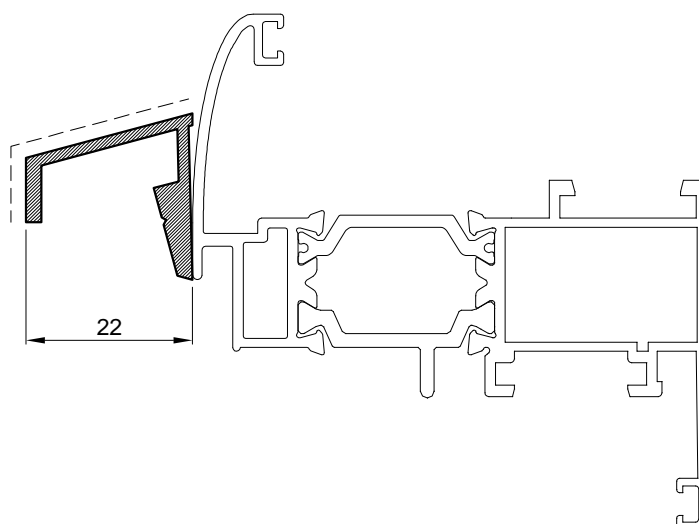
Okapnica		
Art.-Br.	<b>Z40-657</b>	
Težina	kg/m	<b>0.186</b>
Opseg	mm	23
Dužina isporuke	mm	6500

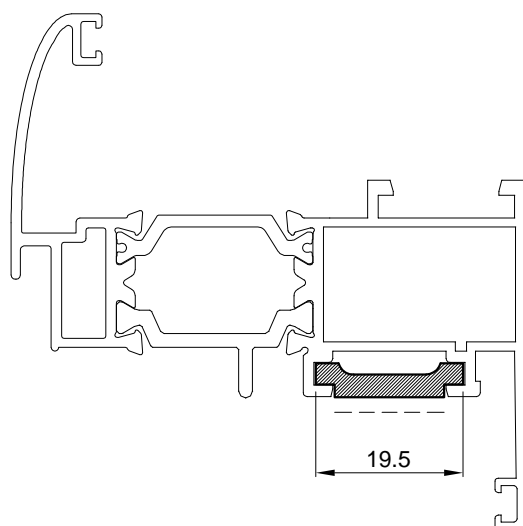


Okapnica		
Art.-Br.	<b>F-0228</b>	
Težina	kg/m	<b>0.153</b>
Opseg	mm	27
Dužina isporuke	mm	6500

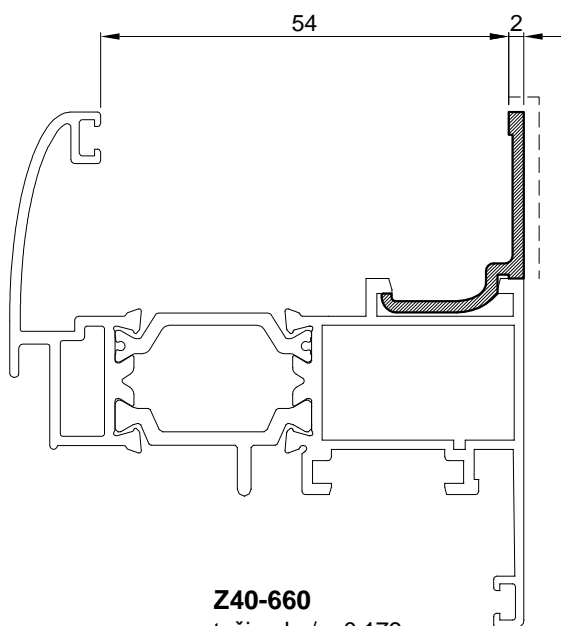


Okapnica		
Art.-Br.	<b>060350</b>	
Težina	kg/m	<b>0.285</b>
Opseg	mm	31
Dužina isporuke	mm	6500

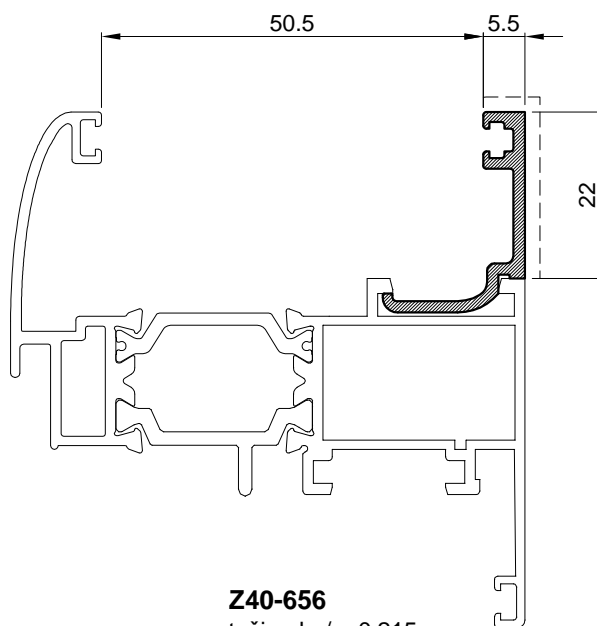




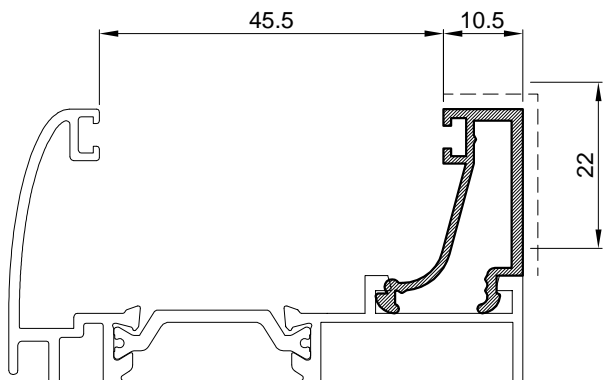
**NC-1459**  
težina kg/m 0.156  
svj. povr.mm 15



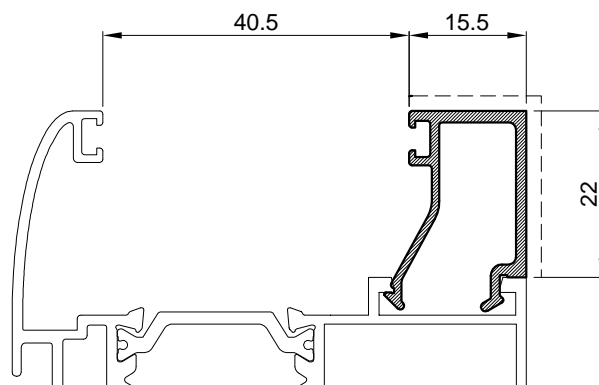
**Z40-660**  
težina kg/m 0.179  
svj. povr.mm 24



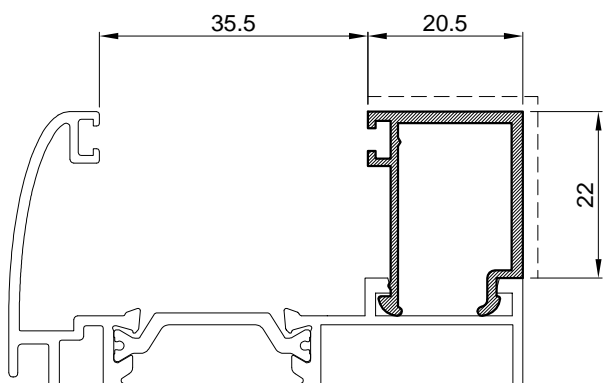
**Z40-656**  
težina kg/m 0.215  
svj. povr.mm 27



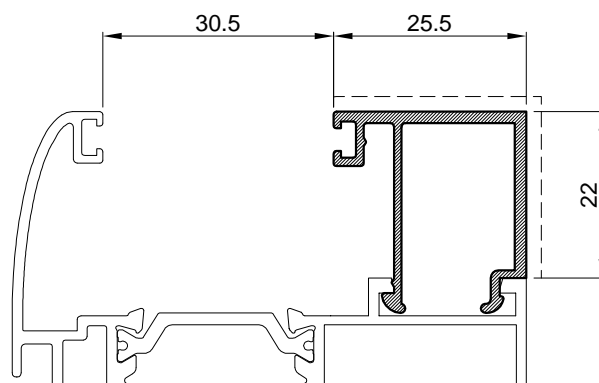
**Z40-636**  
težina kg/m 0.261  
svj. povr.mm 32



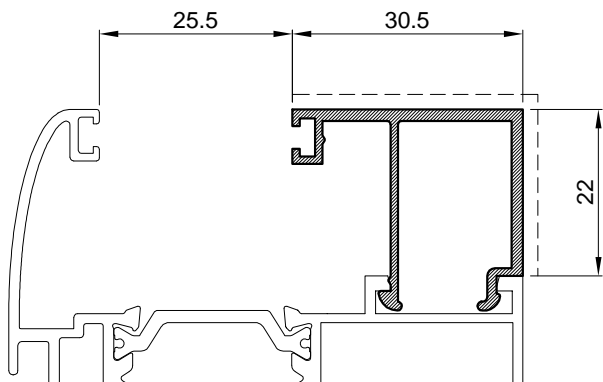
**M45-709**  
težina kg/m 0.258  
svj. povr.mm 37



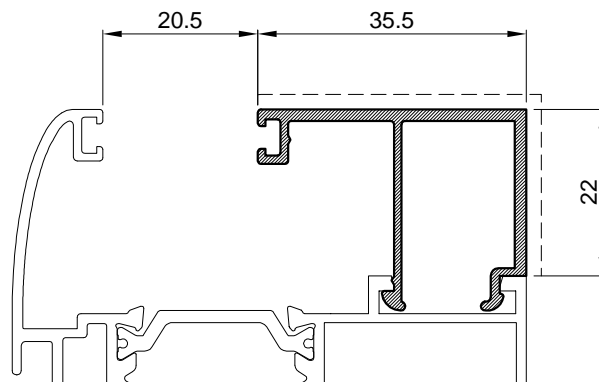
**Z40-644**  
težina kg/m 0.275  
svj. povr.mm 42



**Z40-658**  
težina kg/m 0.318  
svj. povr.mm 47

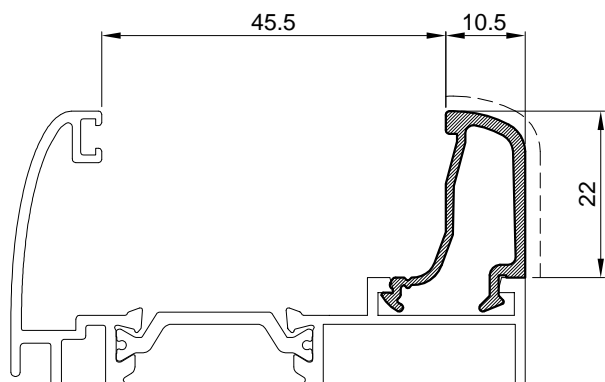


**Z40-653**  
težina kg/m 0.247  
svj. povr.mm 52

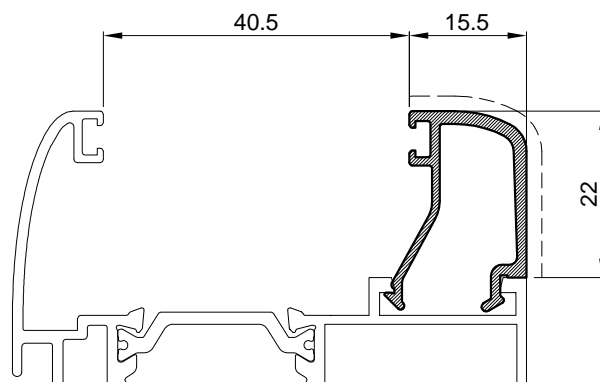


**Z40-659**  
težina kg/m 0.359  
svj. povr.mm 57

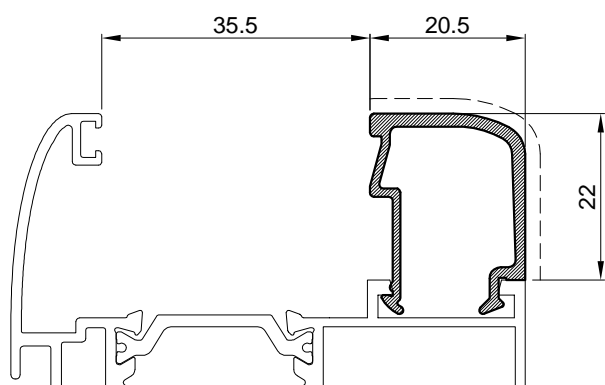




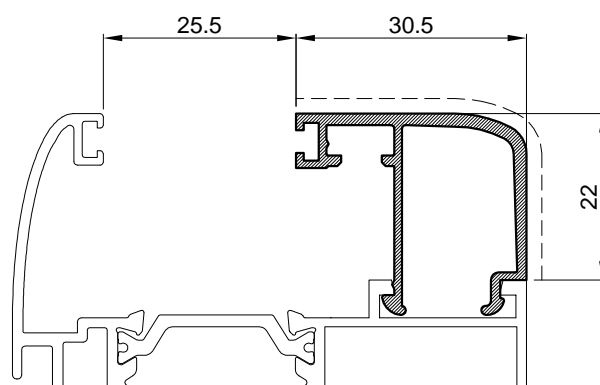
**Z40-647**  
težina kg/m 0.226  
svj. povr.mm 30



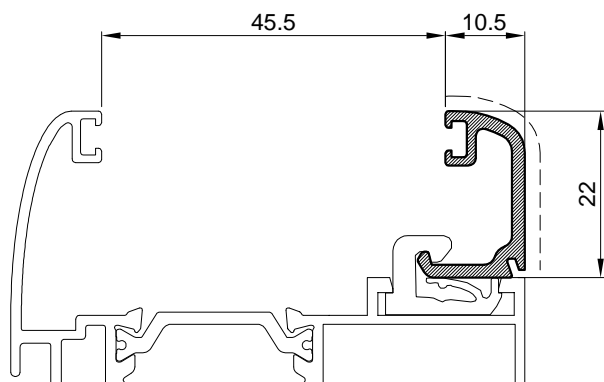
**M45-740**  
težina kg/m 0.258  
svj. povr.mm 35



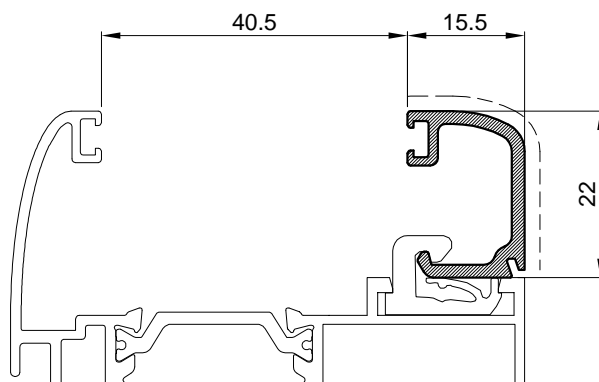
**Z40-646**  
težina kg/m 0.286  
svj. povr.mm 40



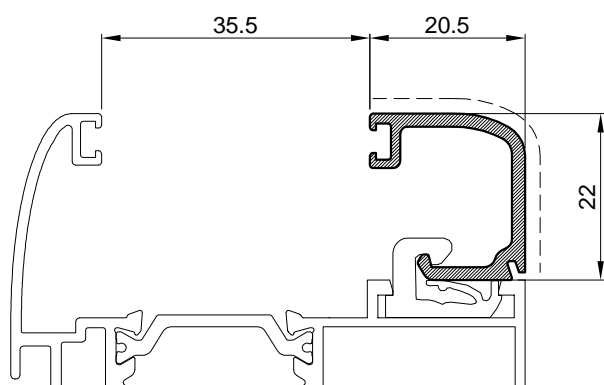
**Z40-653/B**  
težina kg/m 0.356  
svj. povr.mm 53



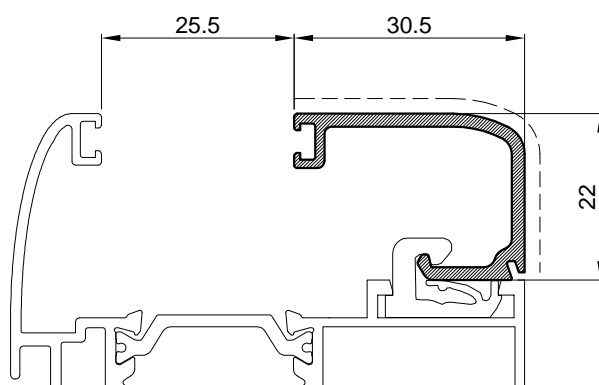
**Z40-649**  
 težiina kg/m 0.221  
 svj. povr.mm 30



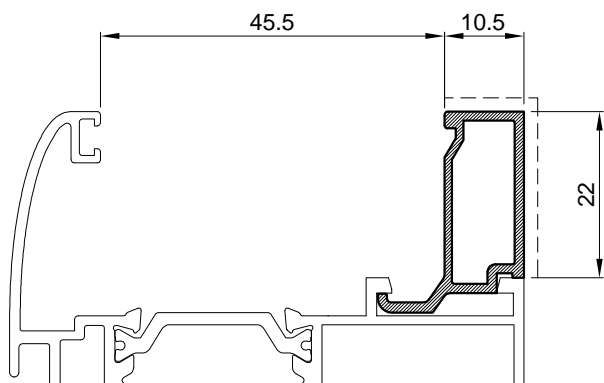
**Z40-662**  
 težiina kg/m 0.245  
 svj. povr.mm 35



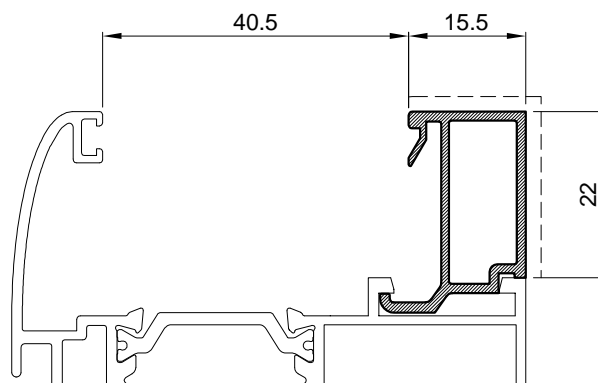
**Z40-648**  
 težiina kg/m 0.268  
 svj. povr.mm 40



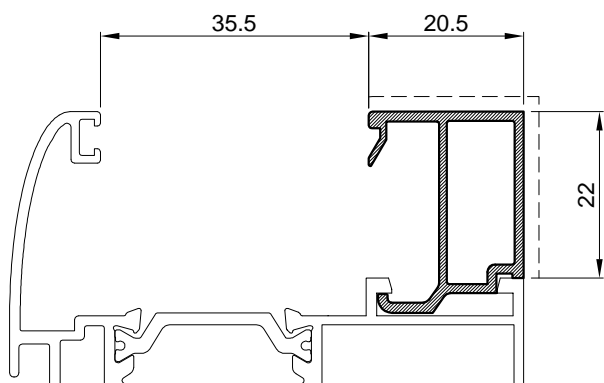
**Z40-661**  
 težiina kg/m 0.268  
 svj. povr.mm 50



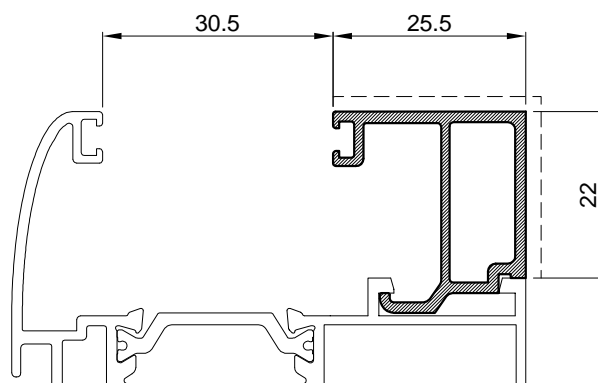
**Z40-664**  
težina: kg/ml 0.243  
svj. povr. mm 32



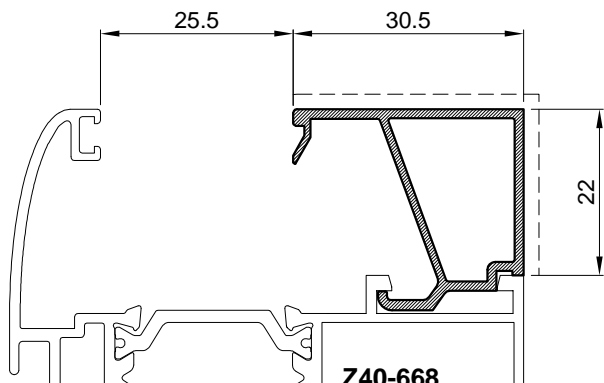
**Z40-665**  
težina kg/m 0.272  
svj. povr.mm 37



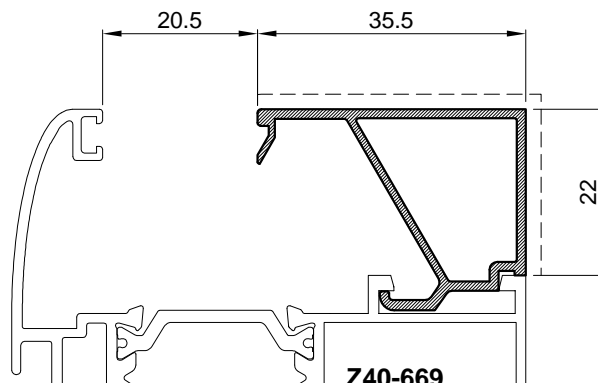
**Z40-666**  
težina kg/m 0.289  
svj. povr.mm 42



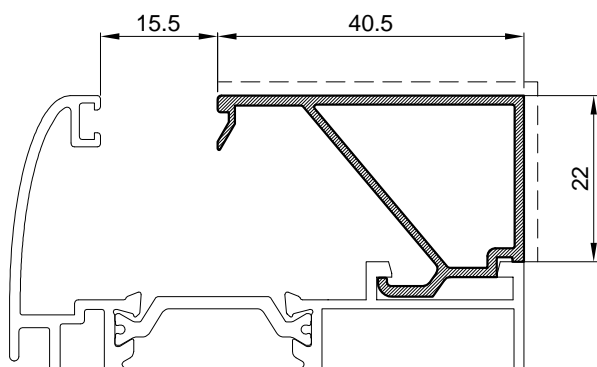
**Z40-667**  
težina kg/m 0.358  
svj. povr.mm 47



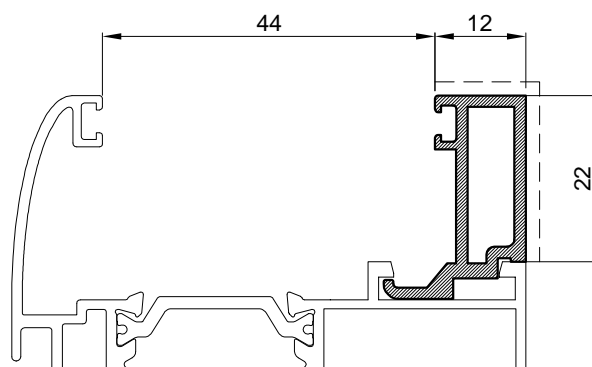
**Z40-668**  
težina kg/m 0.326  
svj. povr.mm 52



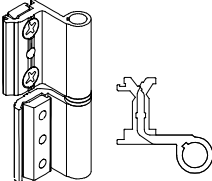
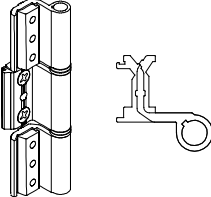
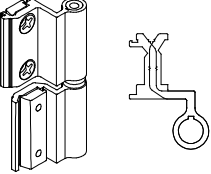
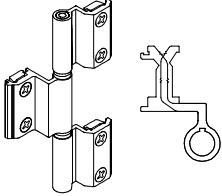
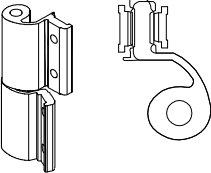
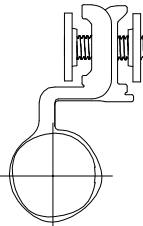
**Z40-669**  
težina kg/m 0.347  
svj. povr.mm 57

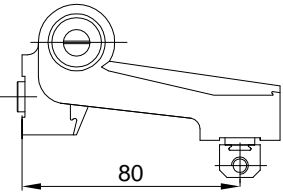
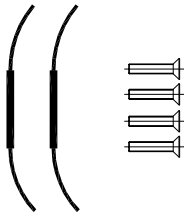
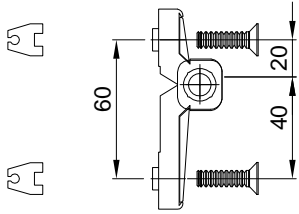
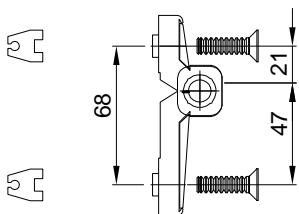
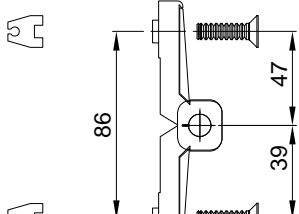
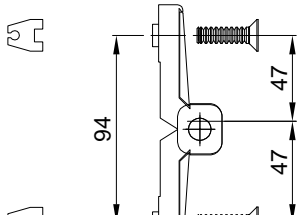


**Z40-670**  
 težiina kg/m 0.373  
 svj. povr.mm 63

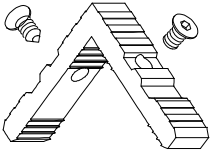
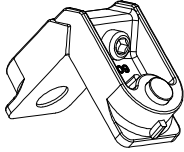
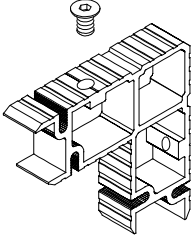
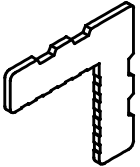
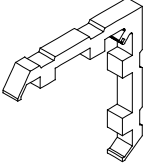
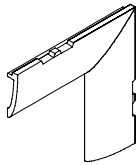


**F-0784**  
 težiina kg/m 0.330  
 svj. povr.mm 34

CODE	Izgled-presjek	Opis	Materijal	Nap.
111.001.01 02 03		- Dvodijelna šarka <i>EURO ŽLIJEB</i> - Stara oznaka E-100 - Boje: 01- bijela; 02 - siva;03 - crna		
111.002.01 02 03		- Trodjelna šarka <i>EURO ŽLIJEB</i> - Stara oznaka E-120 - Boje: 01- bijela; 02 - siva;03 - crna		
111.003.01 02 03		- Dvodijelna šarka-vani <i>EURO ŽLIJEB</i> - Stara oznaka EV-110 - Boje: 01- bijela; 02 - siva;03 - crna		
111.004.01 02 03		- Trodjelna šarka-vani <i>EURO ŽLIJEB</i> - Stara oznaka EV-130 - Boje: 01- bijela; 02 - siva;03 - crna		
114.001.01 02 03		- Dvodijelna šarka- <i>EURO ŽLIJEB</i> - Stara oznaka 2006.00.305-s 310-b 313-c		
113.003.01 02 03		- Dvodijelna šarka- <i>EURO ŽLIJEB</i> - Stara oznaka: VENUS - Boje: 01- bijela; 02 - siva;03 - crna		

CODE	Izgled-presjek	Opis	Materijal	Nap.
<b>110.003.01</b> <b>02</b> <b>03</b>		<ul style="list-style-type: none"> <li>- Dvodijelna usadna šarka 90°- vanjsko otvaranje</li> <li>- Stara oznaka FAPIM-D ANGOLO ART 6492</li> <li>- Boje: 01- bijela; 02 - siva;03 - crna</li> </ul>		
<b>110.004</b>		<ul style="list-style-type: none"> <li>- Set za ART 6492</li> <li>- Stara oznaka: 6620I</li> </ul>		
<b>113.006.01</b> <b>02</b> <b>03</b>		<ul style="list-style-type: none"> <li>- Dvodijelna šarka OSNO 60</li> <li>- Stara oznaka: Osno 60</li> <li>- Boje: 01- bijela; 02 - siva;03 - crna</li> </ul>	Al. Čelik	
<b>113.002.01</b> <b>02</b> <b>03</b>		<ul style="list-style-type: none"> <li>- Dvodijelna šarka OSNO 68</li> <li>- Stara oznaka: Osno 68</li> <li>- Boje: 01- bijela; 02 - siva;03 - crna</li> </ul>	Al. Čelik	
<b>113.007.01</b> <b>02</b> <b>03</b>		<ul style="list-style-type: none"> <li>- Dvodijelna šarka OSNO 86</li> <li>- Stara oznaka: Osno 86</li> <li>- Boje: 01- bijela; 02 - siva;03 - crna</li> </ul>	Al. Čelik	
<b>113.001.01</b> <b>02</b> <b>03</b>		<ul style="list-style-type: none"> <li>- Dvodijelna šarka OSNO 94</li> <li>- Stara oznaka: Osno 94</li> <li>- Boje: 01- bijela; 02 - siva;03 - crna</li> </ul>	Al. Čelik	


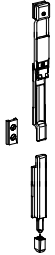
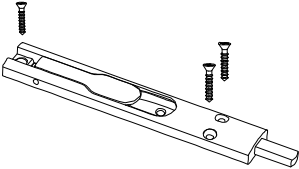
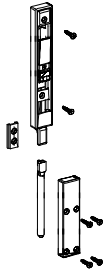
CODE	Izgled-presjek	Opis	Materijal	Nap.
<b>113.008.01</b> <b>02</b> <b>03</b>		- Dvodijelna šarka OSNO 60 - Stara oznaka: Max3D 60 - Boje: 01- bijela; 02 - siva;03 - crna	Al. Čelik	
<b>113.009.01</b> <b>02</b> <b>03</b>		- Dvodijelna šarka OSNO 70 - Stara oznaka: Max3D 68 - Boje: 01- bijela; 02 - siva;03 - crna	Al. Čelik	
<b>113.010.01</b> <b>02</b> <b>03</b>		- Dvodijelna šarka OSNO 86 - Stara oznaka: Max3D 86 - Boje: 01- bijela; 02 - siva;03 - crna	Al. Čelik	
<b>113.011.01</b> <b>02</b> <b>03</b>		- Dvodijelna šarka OSNO 96 - Stara oznaka: Max3D 94 - Boje: 01- bijela; 02 - siva;03 - crna	Al. Čelik	
<b>113.012</b>		- Set za TERMO 65 - Stara oznaka: Set za Termo 65		

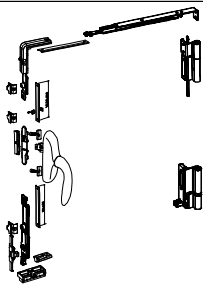
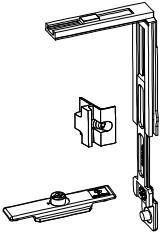
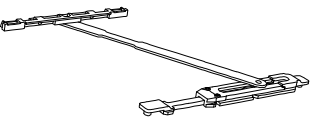


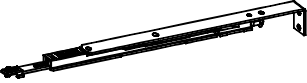


CODE	Izgled-presjek	Opis	Materijal	Nap.
710.033	 <p>L=25mm</p> <p>M8x13</p>	- Kutna spojnica za komoru 25.6x15,2 - Stara oznaka K-0868/E	Al.	
730.006		- Kutna spojnica za komoru 25.6x15.2 - Stara oznaka 6001	Zamak #3	
710.063	 <p>L=24.9mm</p> <p>M8x13</p>	- Kutna spojnica za komoru 25.2x46.6 (FT-0613) - Stara oznaka 746.003	Al.	
710.048	 <p>L=4.2mm</p>	- Kutna spojnica rama - za komoru 4.4x22.5 - Stara oznaka 722.001	Al.	
710.041	 <p>L=12.2mm</p>	- Kutna spojnica za komoru 12.4x16.5 (FT-0602) - Stara oznaka 716.014	Al.	
730.004		- Kutna spojnica krila - za komoru 7.2x27.5 - Stara oznaka K45-01	Zamak	



CODE	Izgled-presjek	Opis	Materijal	Nap.
710.023	<p>L=5.5mm</p>	- Kutna spojnica krila -za komoru 5.8x12.7 - Stara oznaka 712.001	Al.	
710.042	<p>L=5.6mm</p>	- Kutna spojnica krila- za komoru 5.8x16.5 - Stara oznaka 716.015	Al.	
710.057	<p>L=25.1mm</p>	- Kutna spojnica krila- za komoru 25.7x35.5 - Stara oznaka K-0795/E	Al.	
730.009		- Kutna spojnica prozora -za komoru 29x35.5 - Stara oznaka: 4004 ,2001	Zamak #3	
710.059	<p>L=28,5mm</p>	- Kutna spojnica za komoru 29x35,5 - Stara oznaka K-0795	Al.	
710.072	<p>L=28,5mm</p> <p>M8x13</p>	- Kutna spojnica za komoru 29x35,5 - Stara oznaka K-0795	Al.	

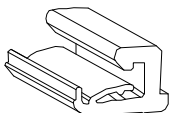
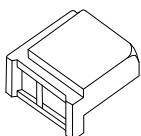
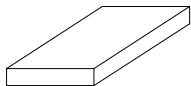
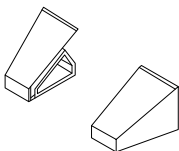
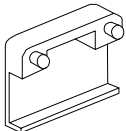
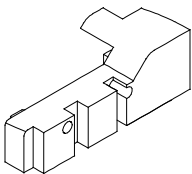
CODE	Izgled-presjek	Opis	Materijal	Nap.
730.001		<ul style="list-style-type: none"> <li>- Kutna spojnica za komoru 1.7x4.7</li> <li>- Stara oznaka: G112</li> </ul>	Inox	
730.002		<ul style="list-style-type: none"> <li>- Kutna spojnica za komoru 1.7x4.7</li> <li>- Stara oznaka: G112/A</li> </ul>	Inox	
710.066	<p>M8x13 M6x10</p>	<ul style="list-style-type: none"> <li>- Veznik (L=14.7mm)</li> <li>- Stara oznaka E-200</li> </ul>	Al.	
104.002.01 02 03		<ul style="list-style-type: none"> <li>- Ručka za prozor</li> <li>- Stara oznaka: 1004.00.3xx</li> <li>- Boje: 01- bijela; 02 - siva; 03 - crna</li> </ul>	AlSi Zamak	
140.035		<ul style="list-style-type: none"> <li>- Elementi za povezivanje ručke i klizača</li> <li>- Stara oznaka: 28002955 (alutec)</li> </ul>	PVC	
143.001		<ul style="list-style-type: none"> <li>- Zapinjač</li> <li>- Stara oznaka: GS 2114</li> </ul>		

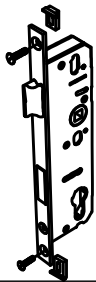
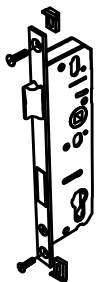
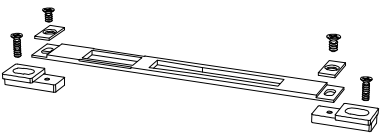
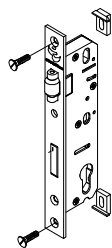
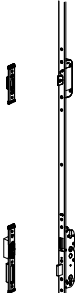
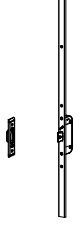
CODE	Izgled-presjek	Opis	Materijal	Nap.
143.002		-Zapinjač-krakun za pasivno krilo - Stara oznaka: GS 2111		
143.005		- Fiksni zapinjač-krakun za vrata - Stara oznaka: GS 2172		
144.000		- Zapinjač-krakun za vrata - Stara oznaka:3006.00		
143.006		- Zapinjač vanjski - Stara oznaka: GS 2170		

CODE	Izgled-presjek	Opis	Materijal	Nap.
134.000.01 02 03		<ul style="list-style-type: none"> <li>- Otklopno-zaokretni mehanizam -(dry-clip)</li> <li>- Stara oznaka 4030.00</li> <li>- Boje: 01- bijela; 02 - siva;03 - crna</li> <li>- Škare za širinu krila od 535-1200 mm</li> </ul>	AlSi Zamak	
134.002		<ul style="list-style-type: none"> <li>-Komplet za bočno zatvaranje krila kod dry kipa (dodatno ključanje)</li> <li>-Stara oznaka 4010.40</li> </ul>	AlSi Zamak	
134.003		<ul style="list-style-type: none"> <li>-Pomoćne škare kod dry kipa- za krila od L=1200-1600 mm</li> <li>-Stara oznaka 4010.50</li> </ul>		
134.014		<ul style="list-style-type: none"> <li>-Škare za širinu krila od 445-535</li> <li>-Stara oznaka 4030.01</li> </ul>		
134.015		<ul style="list-style-type: none"> <li>-Škare za širinu krila od 535-1200- (dio osnovnog seta)</li> <li>-Stara oznaka 4030.02</li> </ul>		
134.016		<ul style="list-style-type: none"> <li>-Škare za širinu krila od 1200-1400</li> <li>-Stara oznaka 4030.05</li> </ul>		
134.004		<ul style="list-style-type: none"> <li>- Dodatno ključanje-prihvatnik tuljca</li> <li>- Stara oznaka 4010.03</li> </ul>		
134.005		<ul style="list-style-type: none"> <li>- Dodatno ključanje-tuljac</li> <li>- Stara oznaka 4010.27</li> </ul>		

CODE	Izgled-presjek	Opis	Materijal	Nap.
133.027		- Otklopno-klizni mehanizam (notter)- bazni mehanizam-osnovni set -Stara oznaka 464 507 00	AlSi Zamak	
133.028.01 02 03		-Ručka sa pogonom -Stara oznaka: 080 914 03, 05, 07		
133.029		-Točkići -Stara oznaka: -005 509 10-desni -005 509 20-lijevi		
133.030		-Pločice -Stara oznaka: 060 510 00		
133.033		-Dodatak po širini-za širine krila veće od 1481 mm -Stara oznaka: 005 519 00		
133.031		-Škare -Stara oznaka: -005 516 00-za širine krila 630-930 -005 517 00-za širine krila 931-1280 -005 518 00-za širine krila 1281-1680		
133.032		-Pokrivni profil -Stara oznaka:-005 511 0x-za širine krila 630-930 -005 512 0x-za širine krila 931-1080 -005 513 0x-za širine krila 1081-1280 -005 514 0x-za širine krila 1281-1480 -005 515 0x-za širine krila 1481-1680		




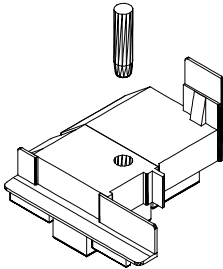
CODE	Izgled-presjek	Opis	Materijal	Nap.
374.002		- umetak za profil rama FT-0201 - Stara oznaka: GT 134	PVC	
385.002		- Kutni umetak za zaobljene lajsne - Stara oznaka: G2311	ZAMAK	
370.000 370.001 370.002		- Podmetači za staklo    3 mm    370.000 5 mm    370.001 7 mm    370.002	PVC	
373.002		- Umetak za profil okapnice Z40-657 - Stara oznaka PRO 23	PVC	
373.003		- Maska za drenažni otvor - Stara oznaka: 2328	PVC	
365.008		- Umetak za prag FT-0643-otvaranje unutra - Stara oznaka 401.015 -lijevi i desni	PVC	


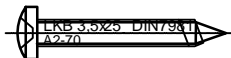

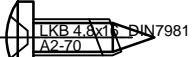


CODE	Izgled-presjek	Opis	Materijal	Nap.
124.016		<ul style="list-style-type: none"> <li>- Brava 25 mm sa jezičkom</li> <li>- Stara oznaka: 3020.00</li> </ul>	Inox Čelik	
124.001		<ul style="list-style-type: none"> <li>- Brava 35 mm sa jezičkom</li> <li>- Stara oznaka: 3022</li> </ul>	Inox Čelik	
124.003		<ul style="list-style-type: none"> <li>-Prihvatnik jezička brave (šild)</li> <li>- Stara oznaka: 3016.00</li> </ul>	Prokrom Čelik	
124.010		<ul style="list-style-type: none"> <li>- Brava 35 mm sa valjkom</li> <li>- Stara oznaka: 3032</li> </ul>	Inox Čelik	
126.001		<ul style="list-style-type: none"> <li>-Sigurnosna brava 35 mm <u>sa jezičkom</u> (ISEO)</li> <li>-Ključanje u tri točke</li> <li>-Prihvatnik za bravu-šild</li> <li>-Stara oznaka brave: 785111352</li> <li>-Stara oznaka šilda: 6862/1</li> </ul>	Inox Čelik	
126.002		<ul style="list-style-type: none"> <li>-Sigurnosna brava 35 mm <u>sa valjkom</u> (ISEO)</li> <li>-Ključanje u tri točke</li> <li>-Prihvatnik za bravu-šild</li> <li>-Stara oznaka brave: 785211352</li> <li>-Stara oznaka šilda: 6862/1</li> </ul>	Inox Čelik	


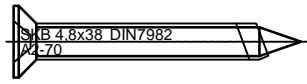
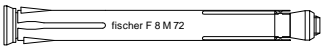


CODE	Izgled-presjek	Opis	Materijal	Nap.
125.001		- Prihvatnik jezička brave (šild) - Stara oznaka: 6862/25	Prokrom Čelik	
123.001.01 02 03		- Štitnik cilindra za bravu (par) - Stara oznaka: 149.805 - Boje: 01- bijela; 02 - siva; 03 - crna	PVC	
124.004.01 02 03		- Štitnik cilindra za bravu (par) - Stara oznaka: 1016.00 - Boje: 01- bijela; 02 - siva; 03 - crna	Zn Čelik	
124.002		- Uložak za bravu 31/61 - Stara oznaka: 5057.00.520	Čelik	
103.001.01 02 03		- Ručke za vrata (par) - Stara oznaka: 890 - Boje: 01- bijela; 02 - siva; 03 - crna	AlSi Zamak	
104.001.01 02 03		- Ručke za vrata (par) - Stara oznaka: 1032.00 - Boje: 01- bijela; 02 - siva; 03 - crna	AlSi Zamak	

CODE	Izgled-presjek	Opis	Materijal	Nap.
220.002		- Grupa glodala za obradu prečki prema profilu krila i okvira (TERMO 60) - Stara oznaka 550.003		
210.000		- Štanca za otklopno zaokretne sisteme prozora i vrata - Stara oznaka S1		
210.001		- Kliješta za kutne spojnice - Stara oznaka :kliješta -83064		
210.002		- Noževi za kliješta kutnih spojnica - Stara oznaka :noževi		
301.006.01 02 03		Set za bočni čep klupice	PVC, TPE Al	
301.009.01 02 03		Set za bočni čep klupice	PVC, TPE Al	

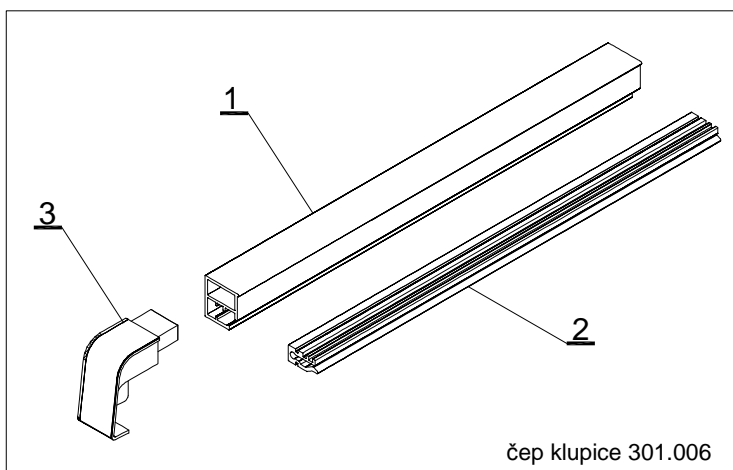
CODE	Izgled-presjek	Opis	Materijal	Nap.
<b>301.010.01</b> <b>02</b> <b>03</b>		Set za bočni čep klupice- za klupicu 360 mm	PVC, TPE Al	
<b>363.017</b>		- Umetak za profil FT-0632 - otvaranje vani iz Termo 60	Tvrdna guma	

CODE	Izgled-presjek	Opis	Materijal	Nap.
433.003		- Vijak 3.5x13 DIN 7981		
433.007		- Vijak 3.5x25 DIN 7981		
433.017		- Vijak 3.9x16 DIN 7981		
433.042		- Vijak 4.8x16 DIN 7981		
433.043		- Vijak 4.8x19 DIN 7981		
433.046		- Vijak 4.8x32 DIN 7981		

CODE	Izgled-presjek	Opis	Materijal	Nap.
433.047		- Vijak 4.8x38 DIN 7981		
433.134		- Vijak 4.8x38 DIN 7982		
430.159		Metalno tiplo za ugradnju		

## SET ZA BOČNI ČEP PROZORSKE KLUPICE 301.006

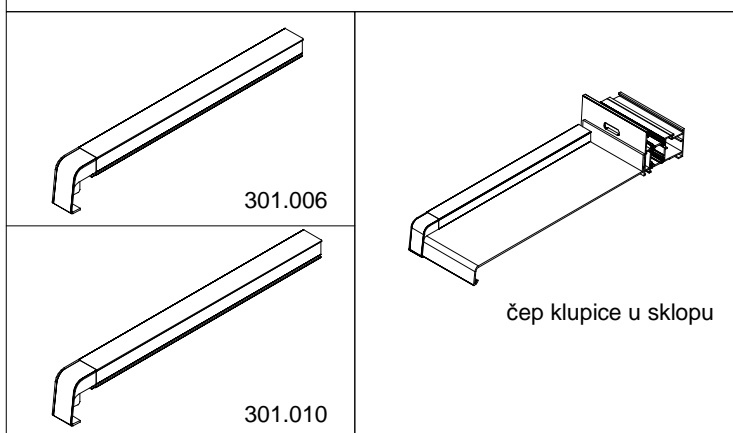
1. - Osnovni profil
2. - PVC prihvatnik klupice
3. - Vanjski čep-prihvatnik klupice i profila



1. Set za bočni čep klupice **301.006**
2. Set za bočni čep klupice **301.009**
3. Set za bočni čep klupice **301.010**

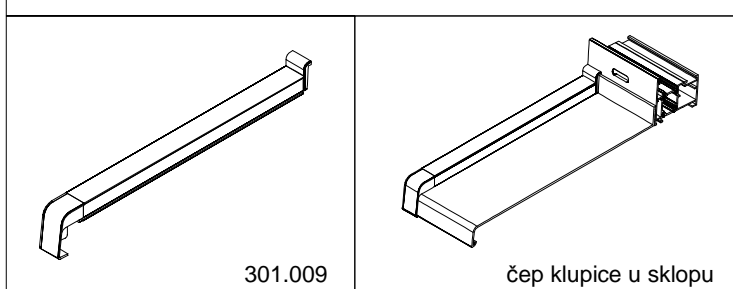
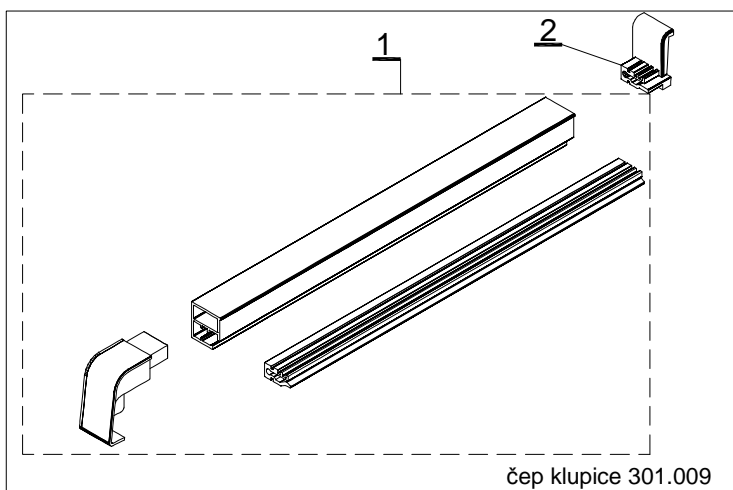
-Setovi bočnih čepova 301.006 i 301.009 su u veličini profila klupice F-0680/J (280 mm)  
 -Za manje klupice se radi skraćivanje čepa prema mjerama u uputstvu artikla

- Set za bočni čep 301.010 -(360 mm)
- Izbor boje čepova prema RAL-karti



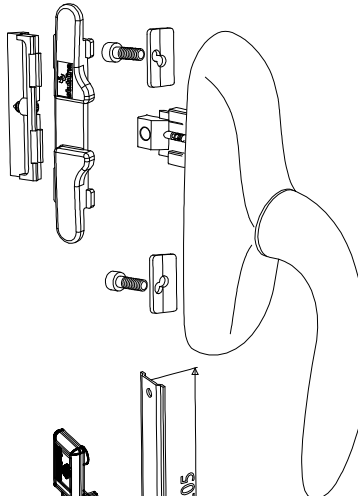
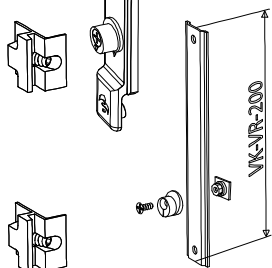
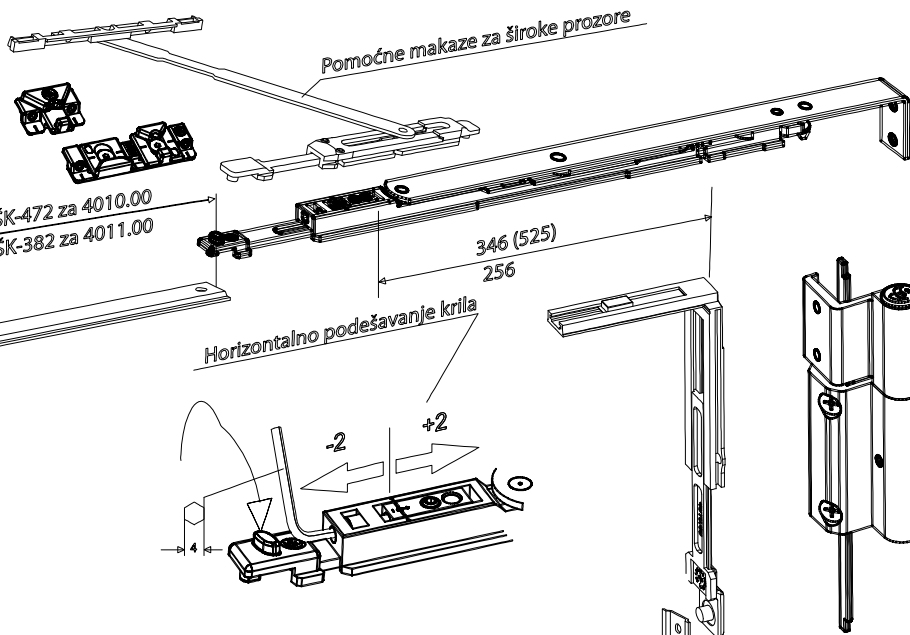
## SET ZA BOČNI ČEP PROZORSKE KLUPICE 301.009

1. - Set klupice 301.006
2. - Čep do otvora-prihvatnik klupice i profila



134.000.xx-OTKLOPNO-ZAOKRETNI MEHANIZAM-Stublina

G=80 kg  
7 tačaka bravljenja



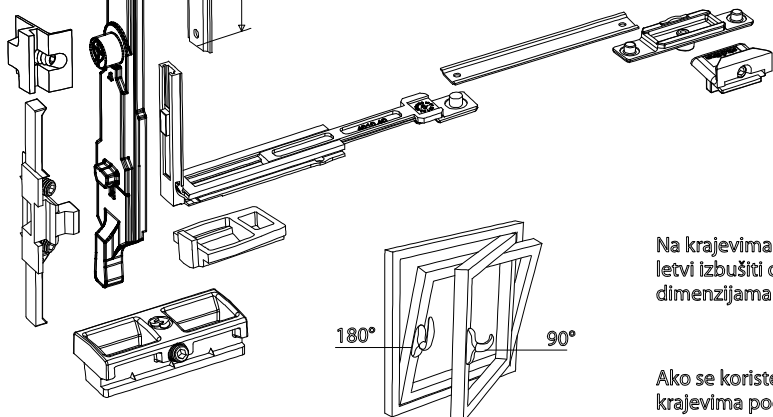
Maksimalna težina krila 80 kg

Debljina stakla

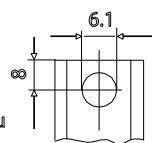
	2400	2300	2200	2100	2000	1900	1800	1700	1600	1500	1400	1300	1200	1100	1000	900	800	700	600	
2400	×	×	×	×	×	×	×	×	×	×	×	×	×	×	×	×	×	×	×	6 15
2300	×	×	×	×	×	×	×	×	×	×	×	×	×	×	×	×	×	×	×	8 20
2200	×	×	×	×	×	×	×	×	×	×	×	×	×	×	×	×	×	×	×	10 25
2100	×	×	×	×	×	×	×	×	×	×	×	×	×	×	×	×	×	×	×	12 30
2000	×	×	×	×	×	×	×	×	×	×	×	×	×	×	×	×	×	×	×	14 35
1900	×	×	×	×	×	×	×	×	×	×	×	×	×	×	×	×	×	×	×	16 40
1800	○	○	○	○	○	○	○	○	○	○	○	○	○	○	○	○	○	○	○	18 45
1700	○	○	○	○	○	○	○	○	○	○	○	○	○	○	○	○	○	○	○	20 50
1600	○	○	○	○	○	○	○	○	○	○	○	○	○	○	○	○	○	○	○	22 55
1500	○	○	○	○	○	○	○	○	○	○	○	○	○	○	○	○	○	○	○	24 60
1400	○	○	○	○	○	○	○	○	○	○	○	○	○	○	○	○	○	○	○	26 65
1300	○	○	○	○	○	○	○	○	○	○	○	○	○	○	○	○	○	○	○	28 70
1200	○	○	○	○	○	○	○	○	○	○	○	○	○	○	○	○	○	○	○	30 80
1100	○	○	○	○	○	○	○	○	○	○	○	○	○	○	○	○	○	○	○	32 85
1000	○	○	○	○	○	○	○	○	○	○	○	○	○	○	○	○	○	○	○	34 90
900	○	○	○	○	○	○	○	○	○	○	○	○	○	○	○	○	○	○	○	36 95
800	○	○	○	○	○	○	○	○	○	○	○	○	○	○	○	○	○	○	○	38 100
700	○	○	○	○	○	○	○	○	○	○	○	○	○	○	○	○	○	○	○	40 105
600	○	○	○	○	○	○	○	○	○	○	○	○	○	○	○	○	○	○	○	42 110
H	350	509	510	600	700	800	900	1000	1100	1200	1300	1400	1500	1600						44 115
L																				46 120
																				48 125

○ Maksimalna debljina stakla 45 mm

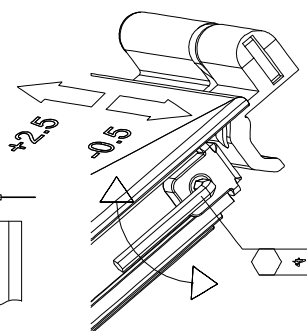
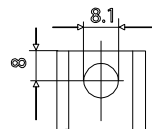
⊠ Neizvodljivo



Na krajevima pogonskih letvi izbušiti otvore po dimenzijama prema detalju



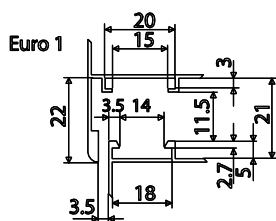
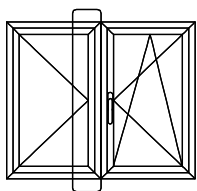
Ako se koriste adapteri na krajevima pogonskih letvi izbušiti otvore po dimenzijama prema detalju:



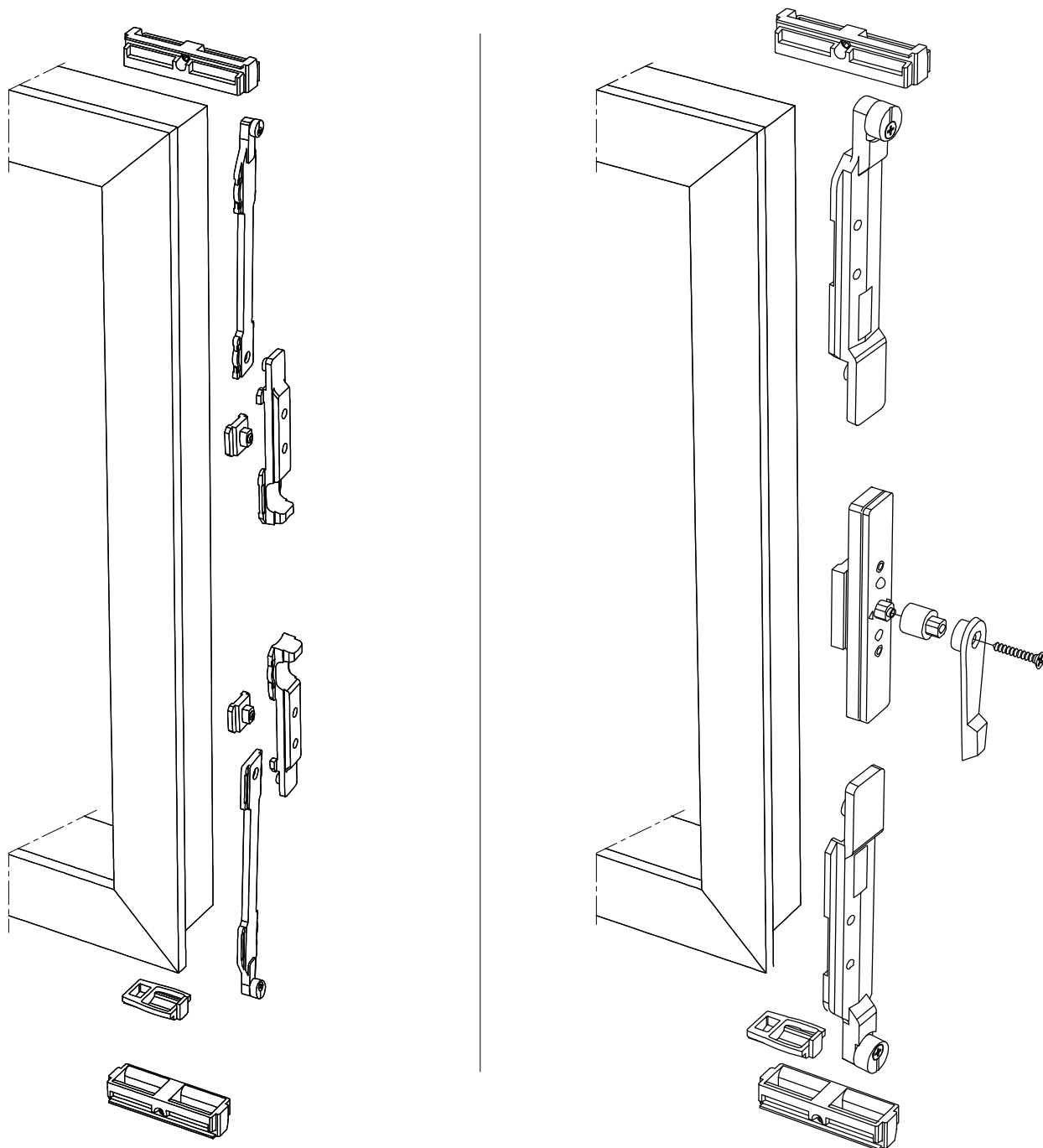
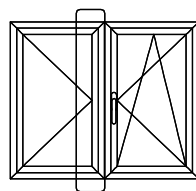




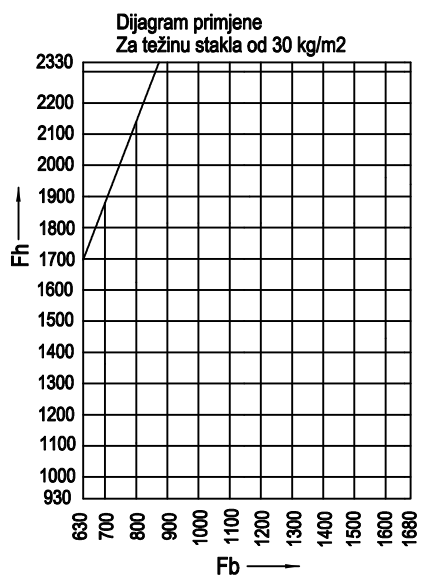
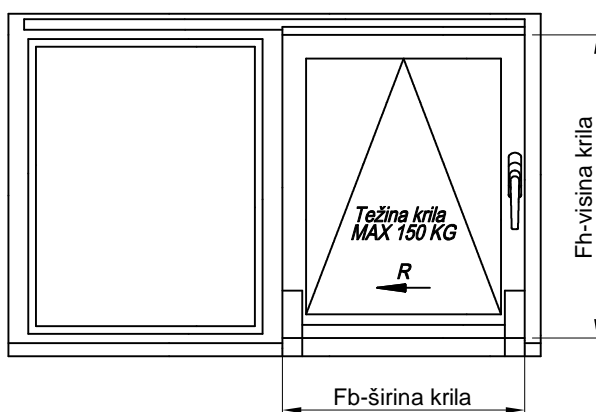
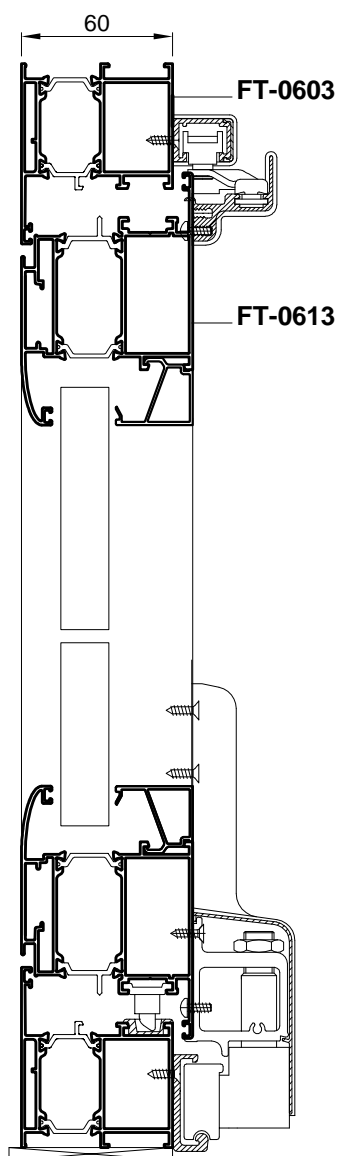
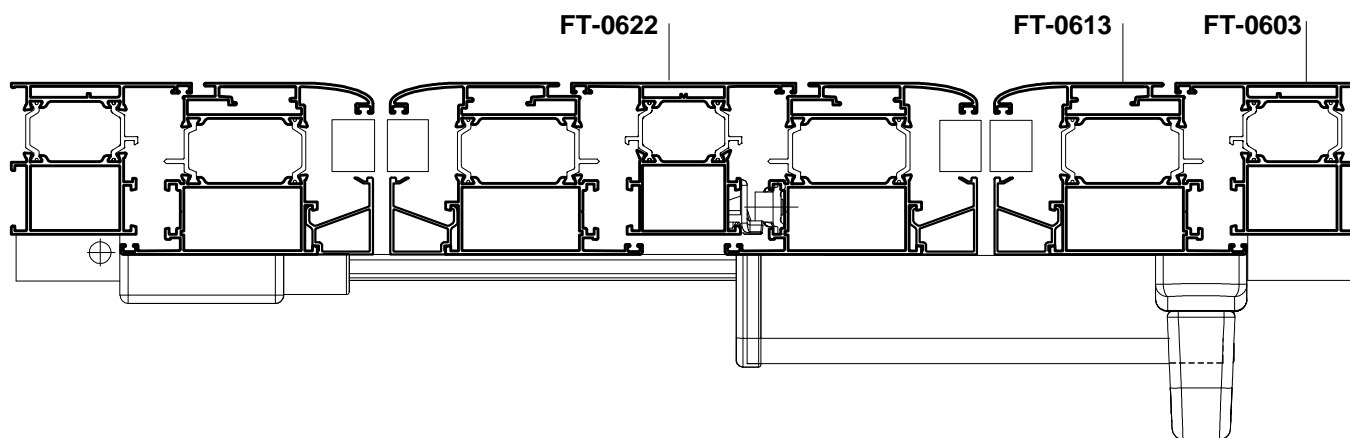
**134.001** -Komplet okova za  
fiksiranje pomoćnog krila)-Stublina  
(art.4001.00)



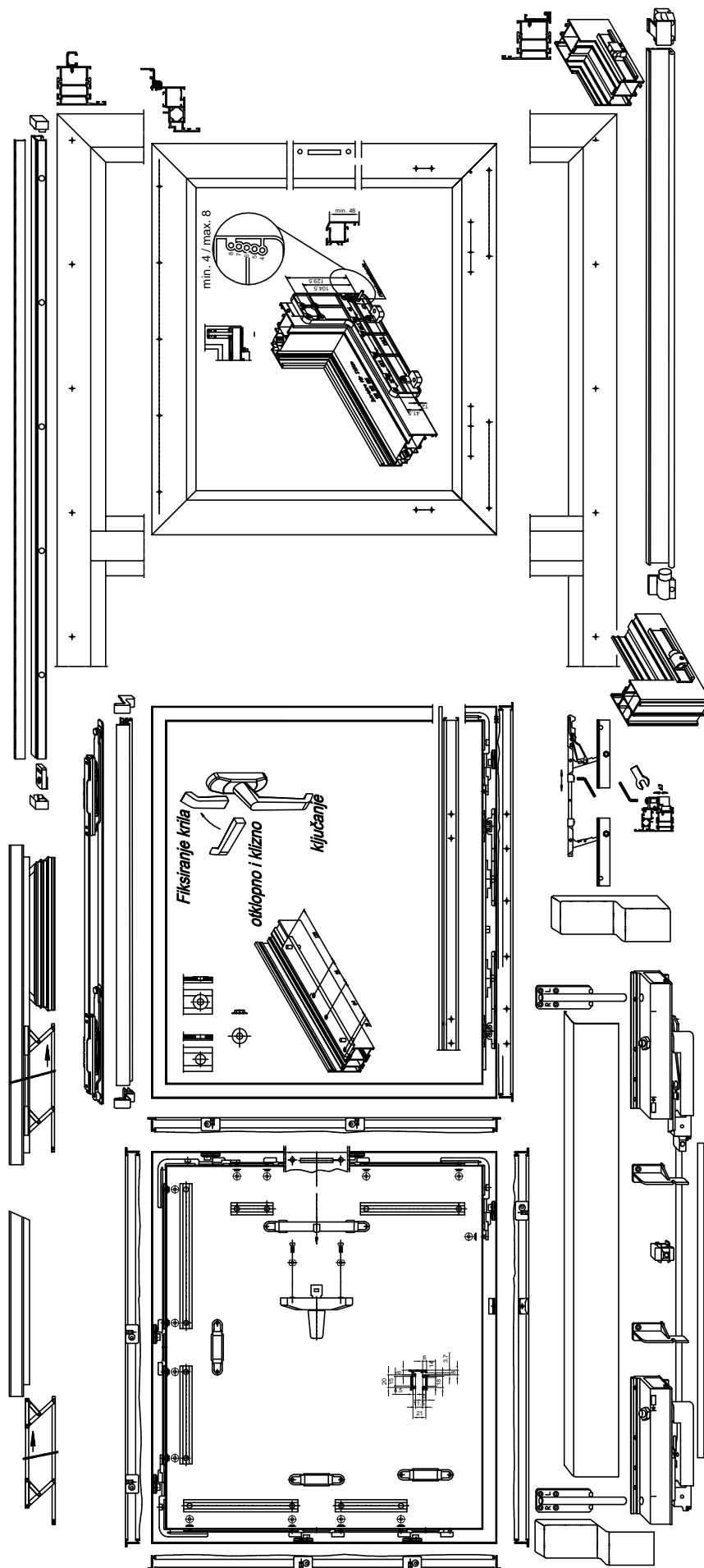
**134.017** -Komplet okova za  
fiksiranje pomoćnog krila)-Stublina  
(art.4005.00)



OTKLOPNO KLIZNI MECHANIZAM - NOTTER

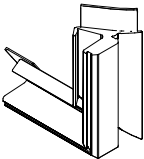

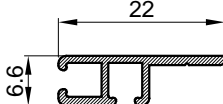
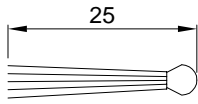
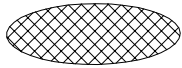
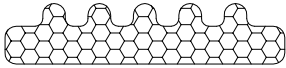


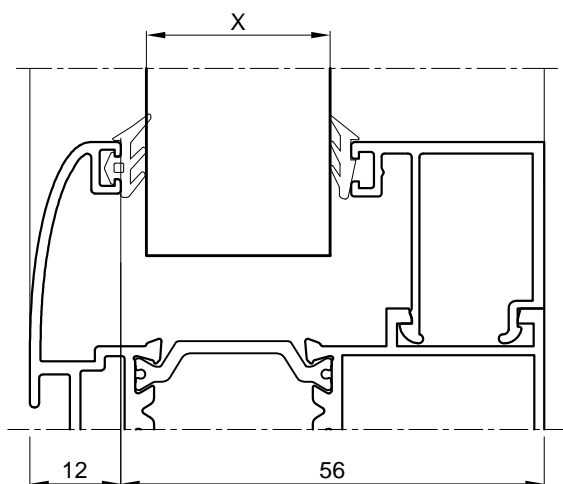
OTKLOPNO KLIZNI MEHANIZAM - NOTTER



CODE	Izgled-presjek	Opis	Materijal	Nap.
331.002		- Srednja brtva	EPDM	61
321.001		- Brtva u krilu - Stara oznaka 210.001.090 (Z106)	EPDM	61
311.001		- Brtva prema staklu /unutarnja/ - Stara oznaka 210.001.125 (921)	EPDM	71
311.002		-Brtva prema staklu /unutarnja/ - Stara oznaka 210.001.123 (918)	EPDM	71
321.002		- Brtva prema staklu /vanjska/ - Stara oznaka 210.001.140 (Z111)	EPDM	61
321.003		- Brtva prema staklu /vanjska/ - Stara oznaka 210.001.142 (Z113)	EPDM	61

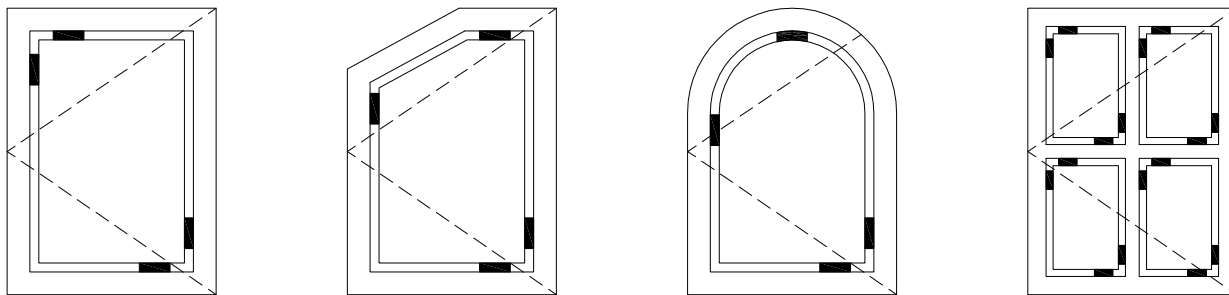
CODE	Izgled-presjek	Opis	Materijal	Nap.
311.003		- Brtva prema staklu /unutarnja,nosi 3-4 mm/	EPDM	71
311.004		- Brtva prema staklu /unutarnja,nosi 5-6 mm/	EPDM	71
311.005		- Brtva prema staklu /unutarnja,nosi 7-8 mm/	EPDM	71
344.011		- Brtva za vezu-dilatacija profila FT-0226 H - Stara oznaka 02781/S	EPDM	71
311.007 311.008 311.009 311.010		-Brtva prema staklu /unutarnja/ - Stare oznake UP-5 nove oznake UP-6 UP-7 UP-8	311.007 311.008 311.009 311.010	EPDM 71
344.001		- Brtva za profil F-1123 - Stara oznaka V65-113	EPDM	65

CODE	Izgled-presjek	Opis	Materijal	Nap.
345.002		- Kutnik srednje brtve 331.002- otvaranje unutra L=50x50 - Stara oznaka 344.002	EPDM	65
314.001		- Brtva u ramu-smanjuje ulazak kapljevina u prozor - Stara oznaka Z-10	TPE	65
521.001		- Držač četkaste brtve L=2500 mm - Stara oznaka Z 801	Al.	
347.001		- Četkasta brtva L=2500 mm - Stara oznaka Z 802		
348.001		- Ispuna po opsegu stakla- <b>CLIMAFILL</b> - Stara oznaka CLIMAFILL	PP	
348.002		- Ispuna po opsegu stakla sa ljepljivom trakom- <b>NOMAFLEX</b>	XPE	

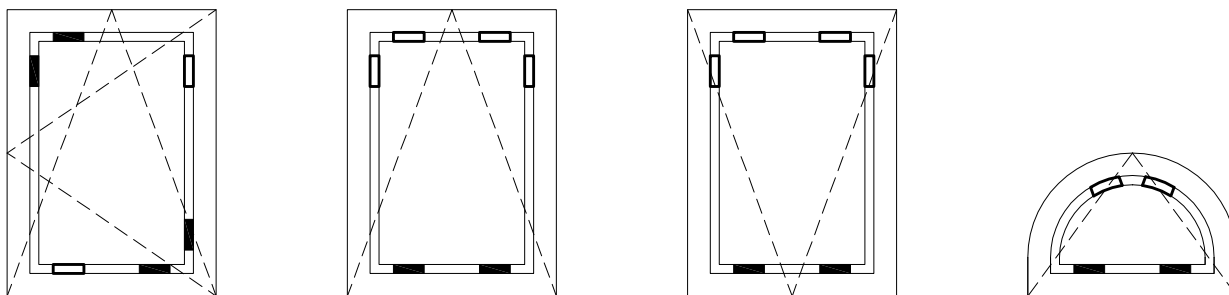


Ispuna X	Vanjska brtva	Unutarnja brtva	LAJSNE ZA STAKLO			
10-12	321.003	311.002				
13-15	321.002	311.001	<b>Z40-659</b>			<b>Z40-669</b>
15-17	321.003	311.002				
18-20	321.002	311.001	<b>Z40-653</b>	<b>Z40-653/B</b>	<b>Z40-661</b>	<b>Z40-668</b>
20-22	321.003	311.002				
23-25	321.002	311.001	<b>Z40-658</b>			<b>Z40-667</b>
25-27	321.003	311.002				
28-30	321.002	311.001	<b>Z40-644</b>	<b>Z40-646</b>	<b>Z40-648</b>	<b>Z40-666</b>
30-32	321.003	311.002				
33-35	321.002	311.001	<b>M45-709</b>	<b>M45-740</b>	<b>Z40-662</b>	<b>Z40-665</b>
35-37	321.003	311.002				
38-40	321.002	311.001	<b>Z40-636</b>	<b>Z40-647</b>	<b>Z40-649</b>	<b>F-784</b>
40-42	321.003	311.002				
43-45	321.002	311.001	<b>Z40-656</b>			
44-46	321.003	311.002				
47-49	321.002	311.001	<b>Z40-660</b>			

PREPORUKE ZA RASPORED PODMETAČA KOD UGRADNJE ELEMENATA ZA ISPUNU

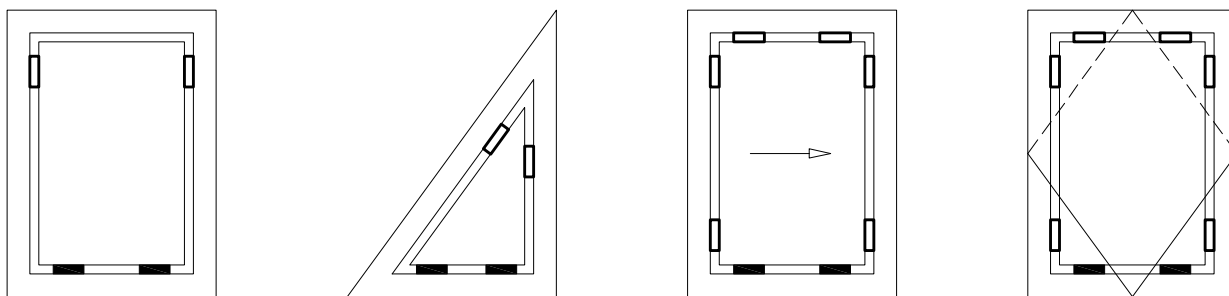


zaokretno



otklopno-zaokretno

otklopno



fiksno

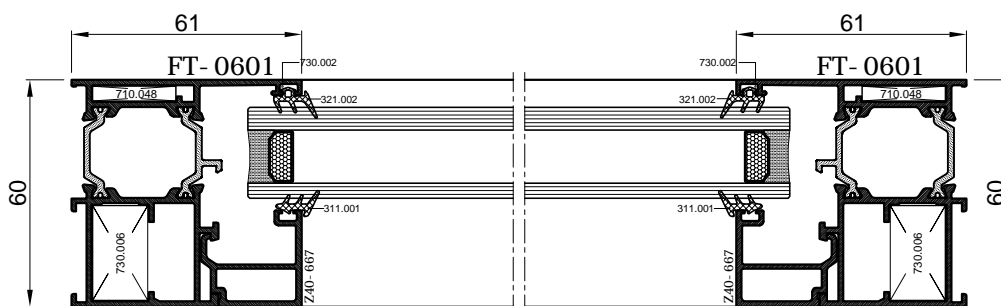
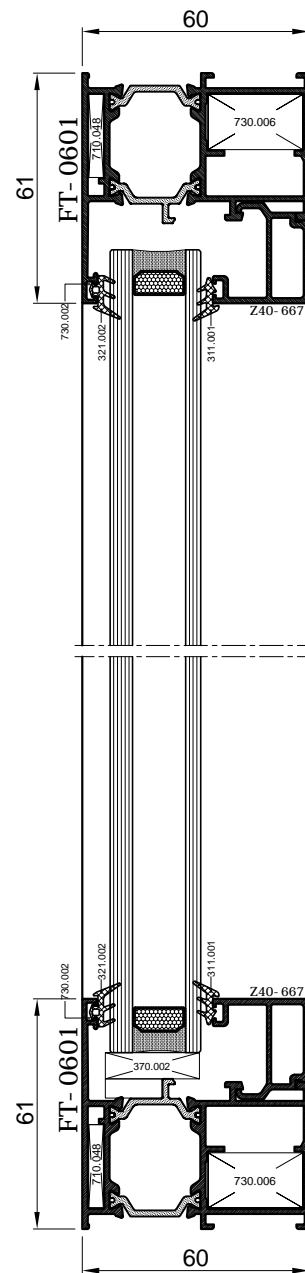
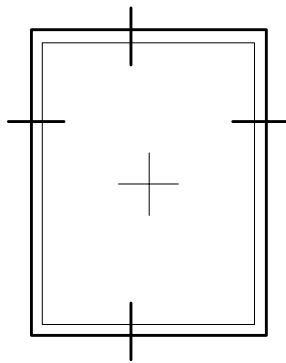
klizno

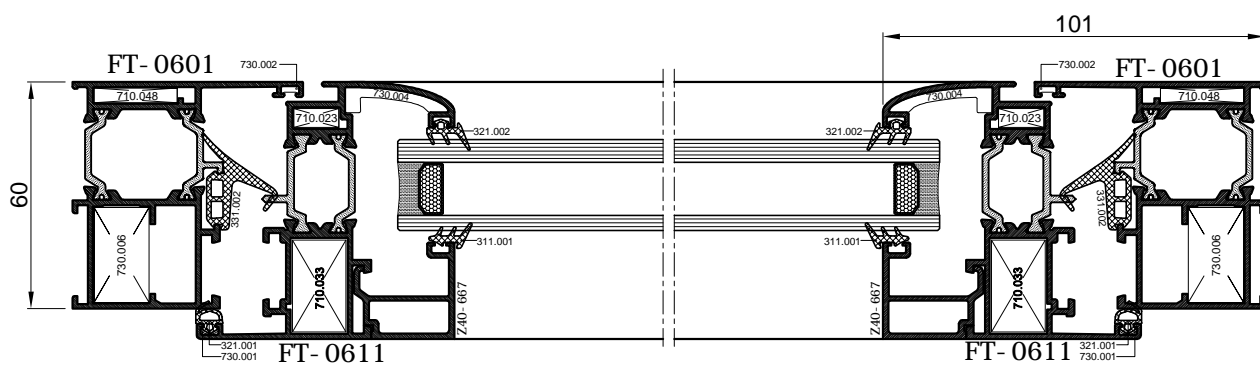
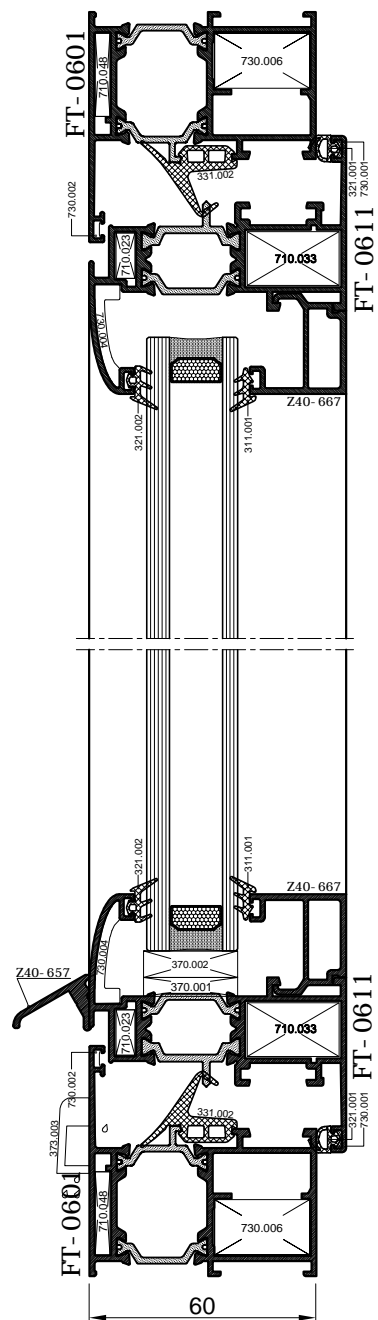
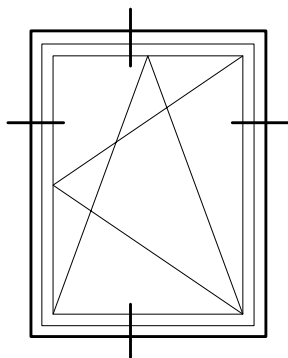
oko srednje ose

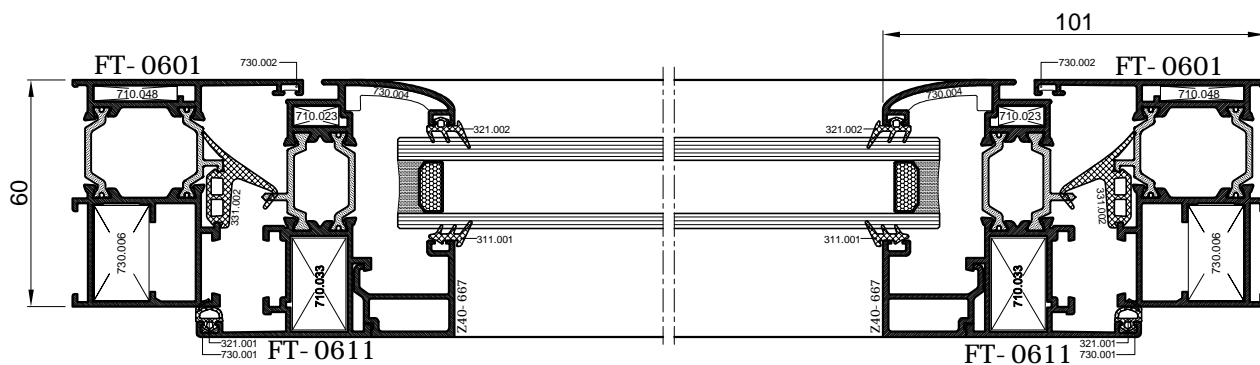
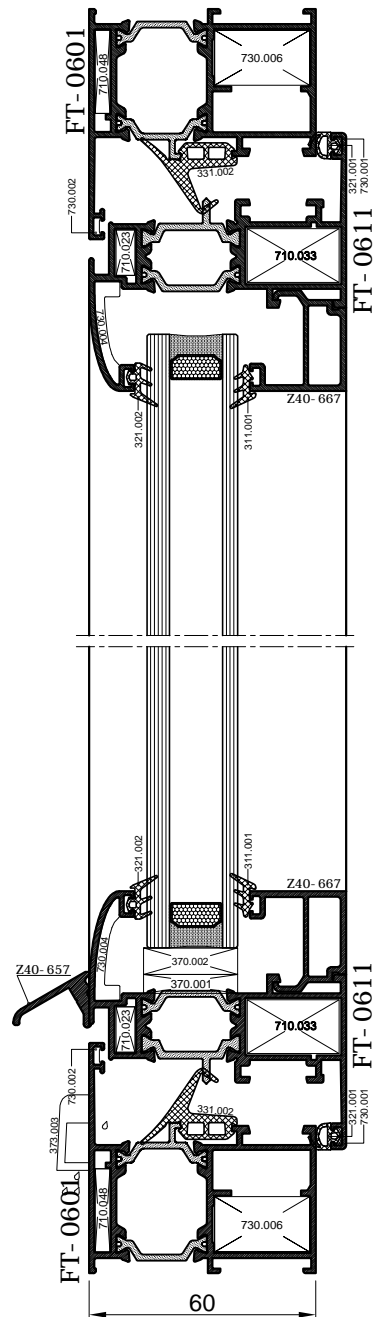
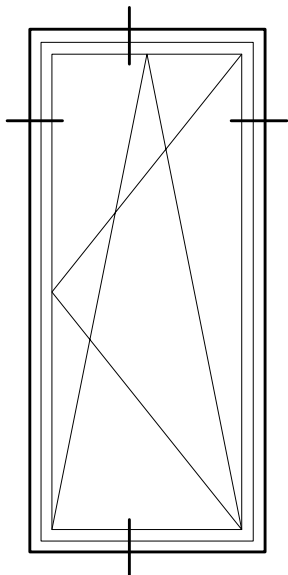
- nosivi podmetač
- odstojni podmetač

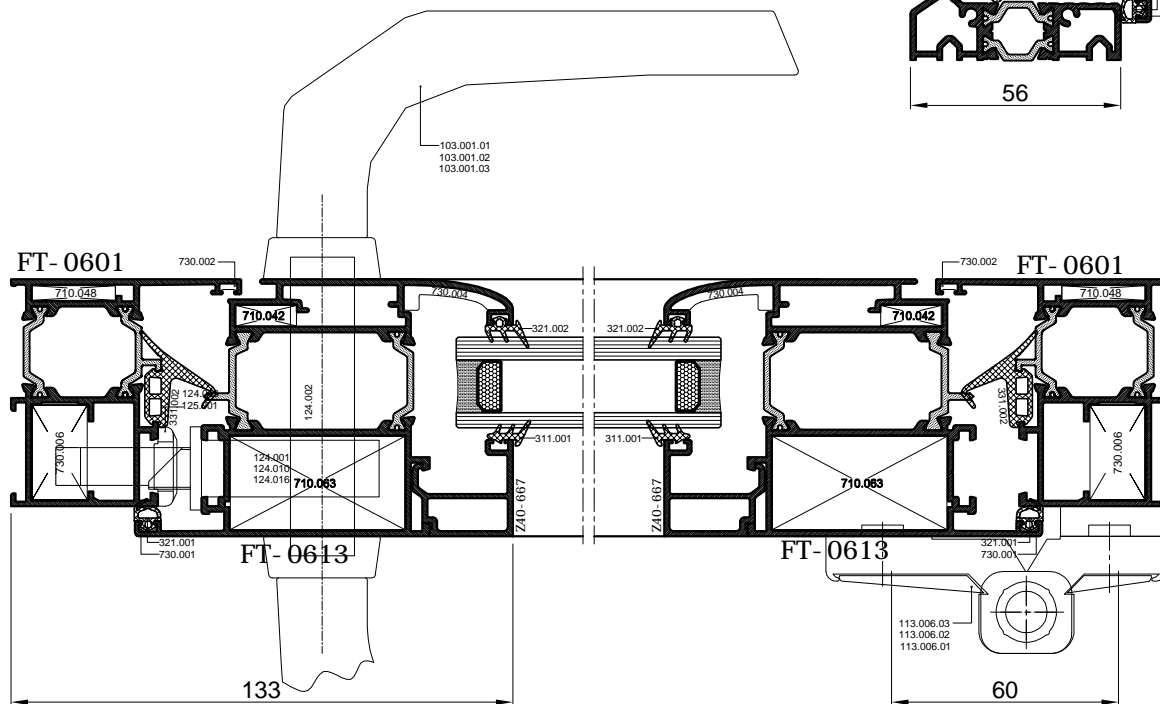
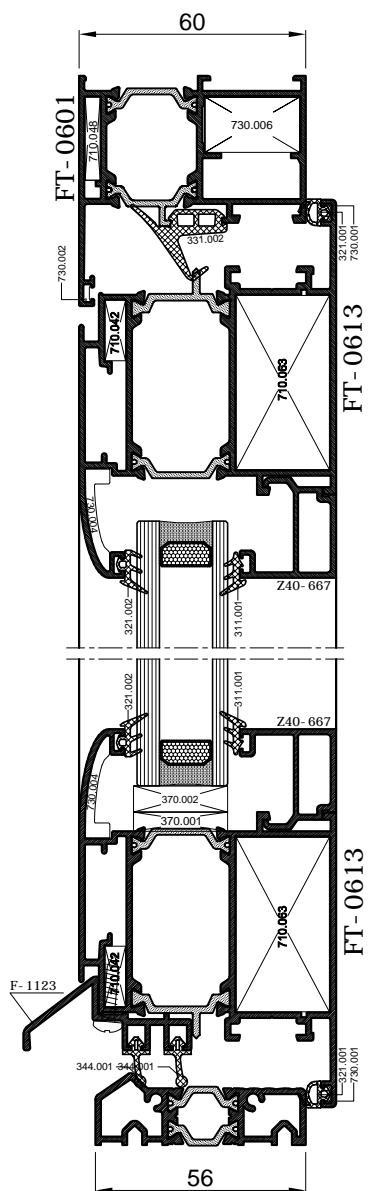
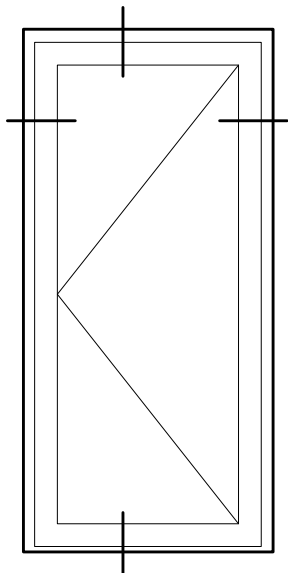
Materijal podmetača: pvc

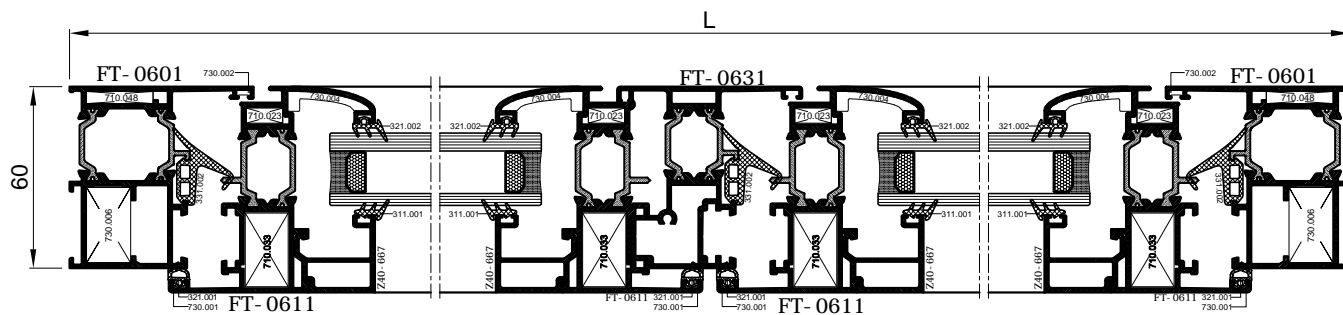
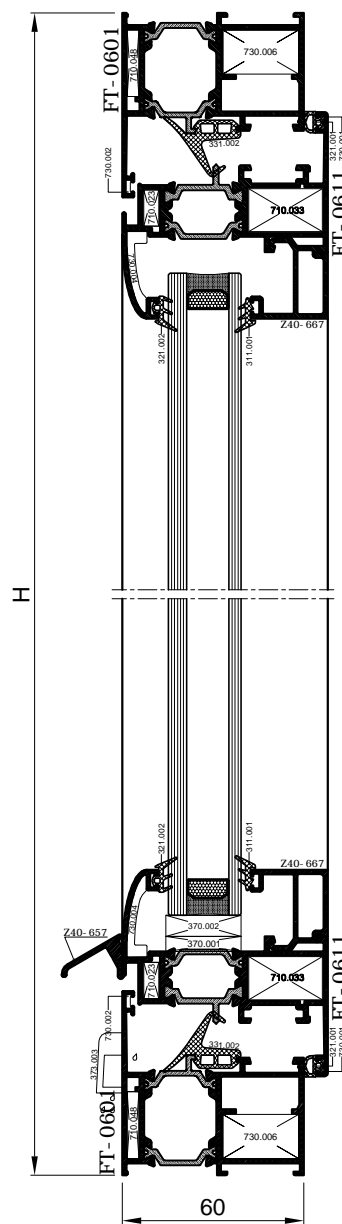
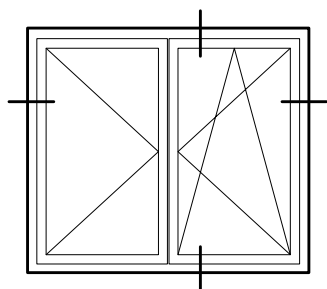


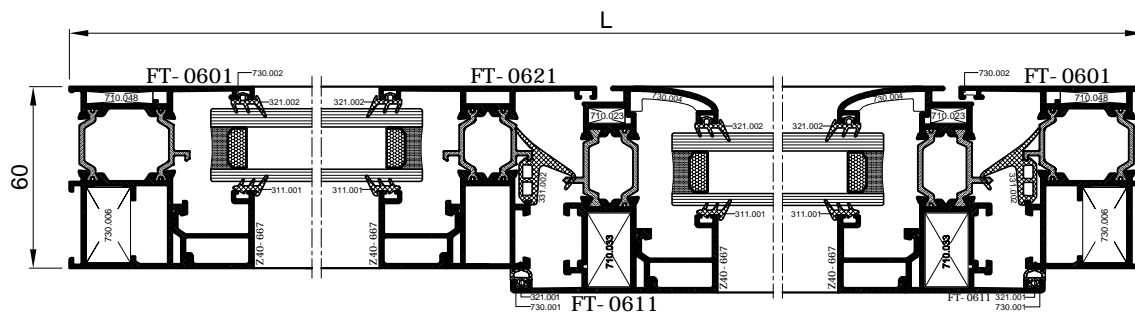
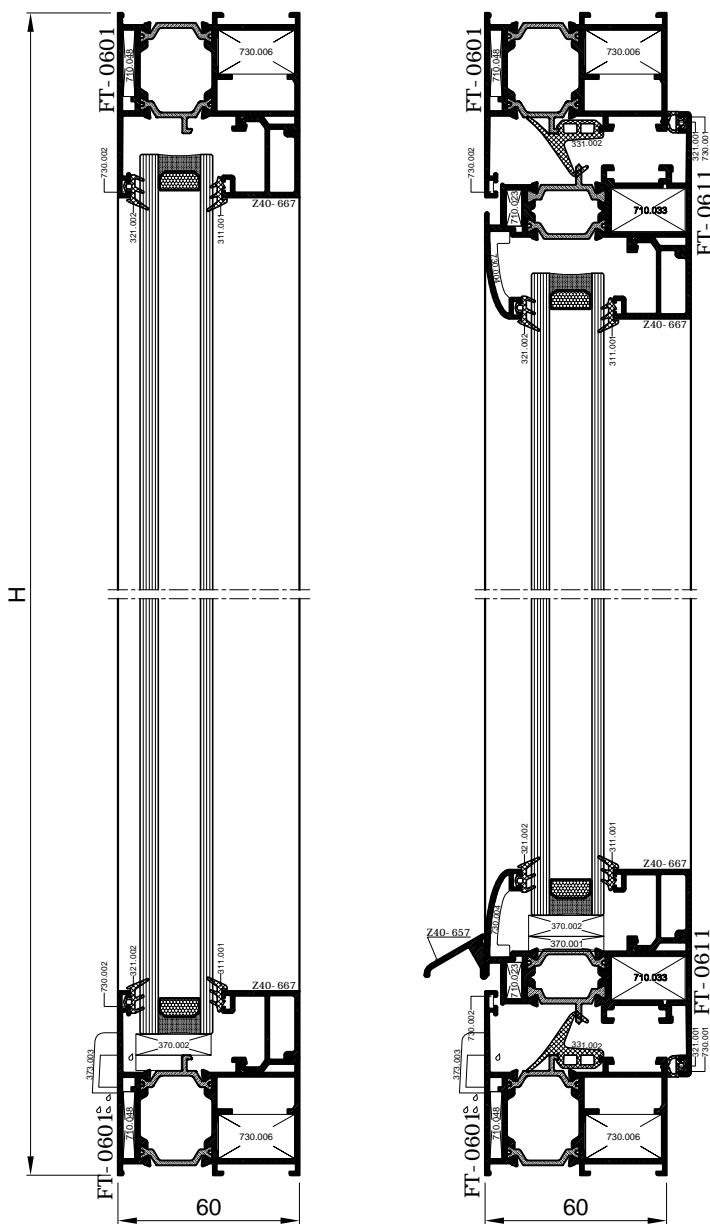
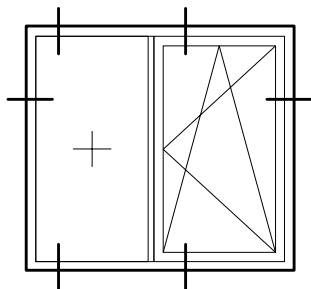


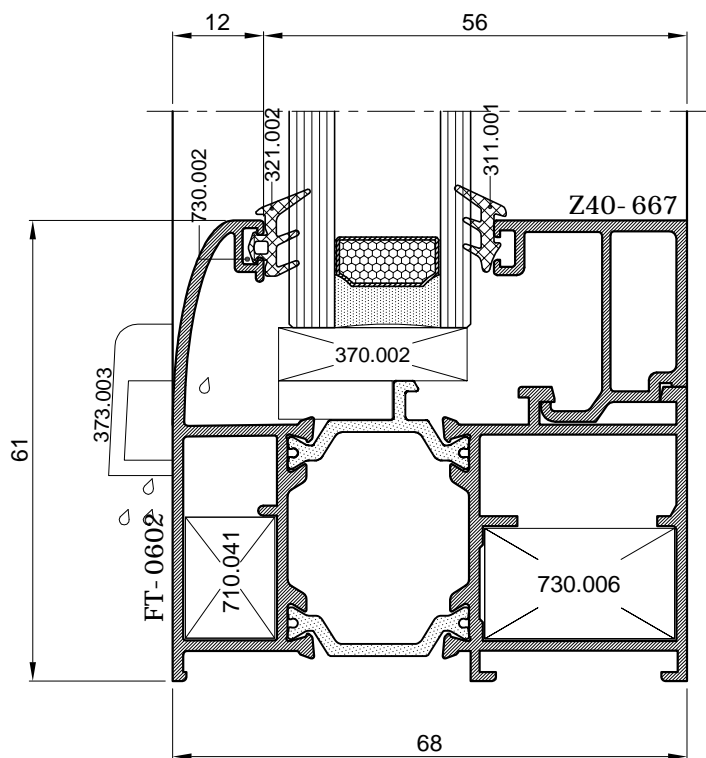
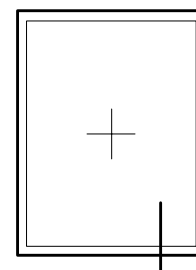
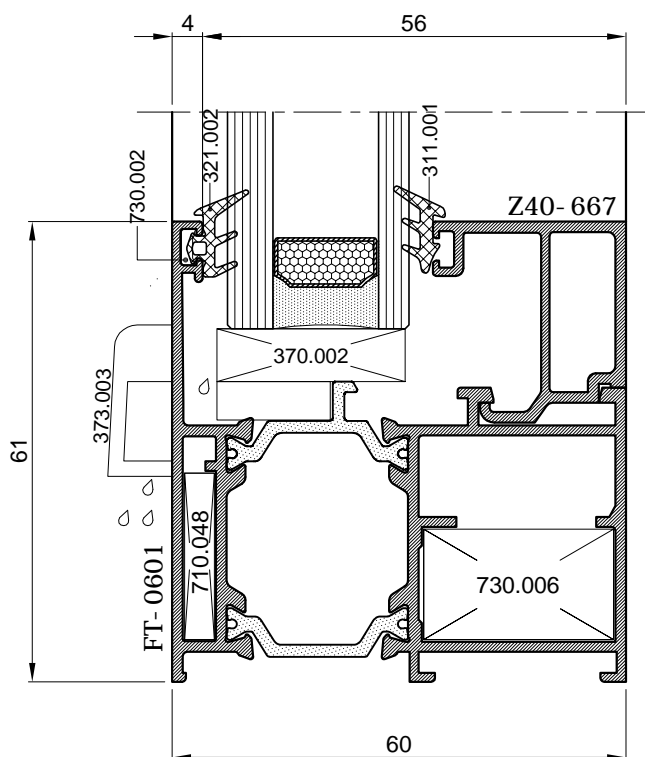


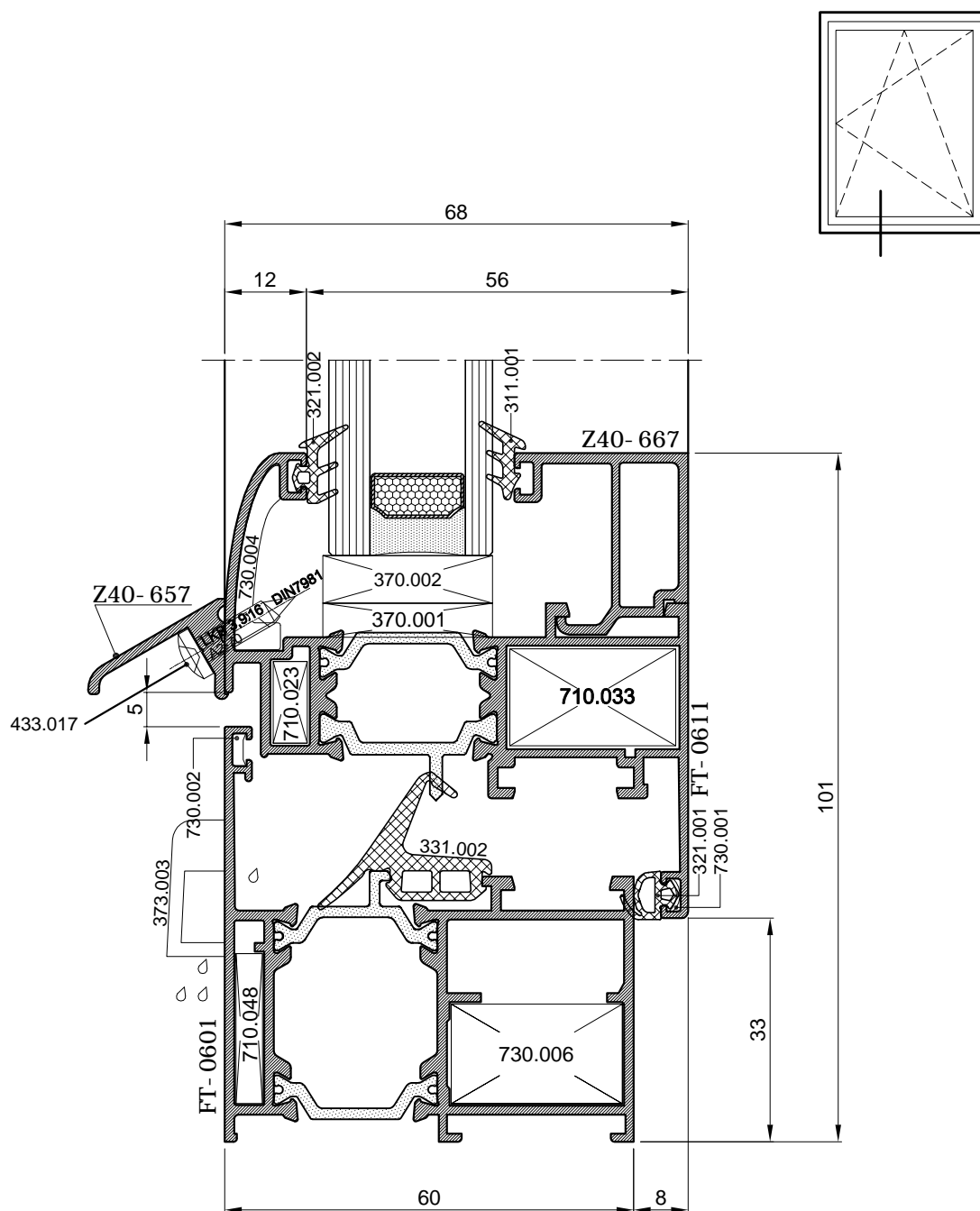




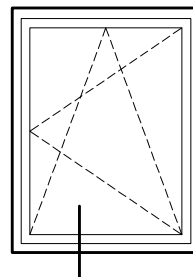
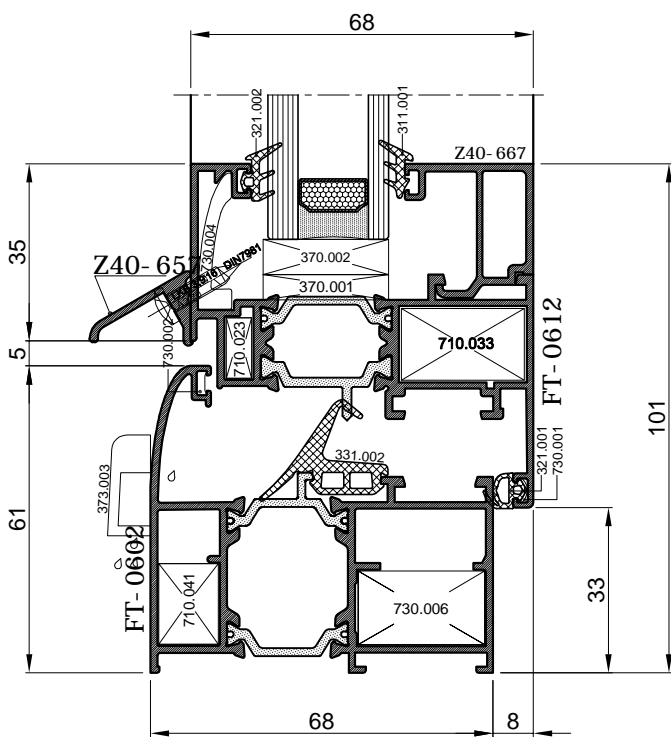
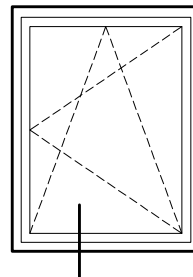
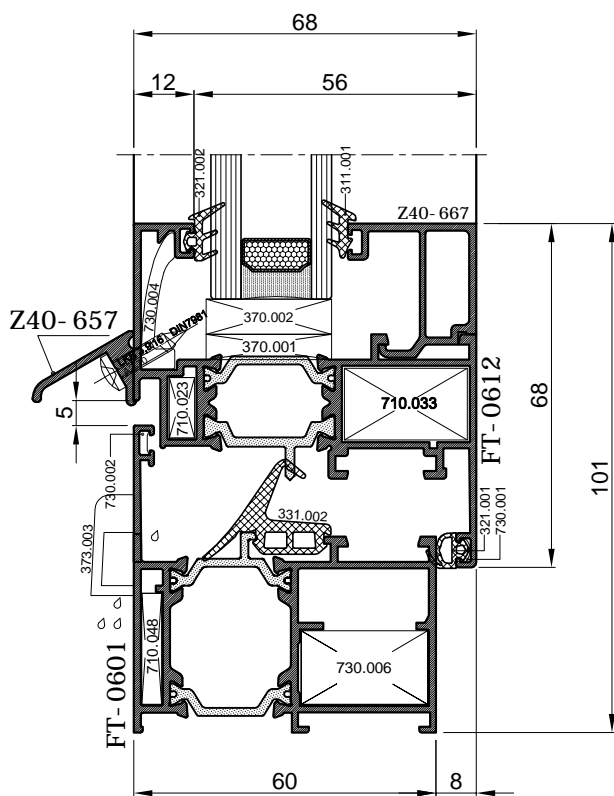


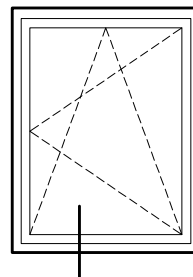
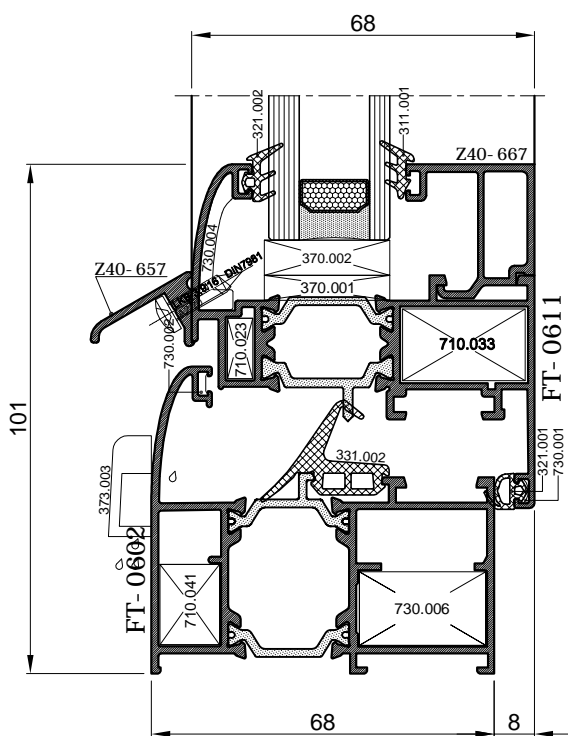
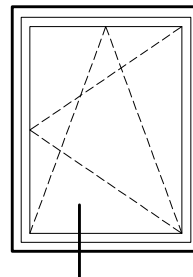
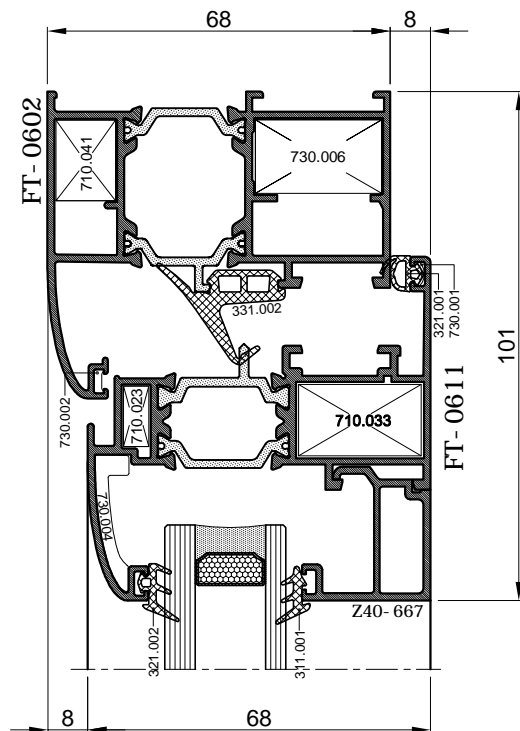


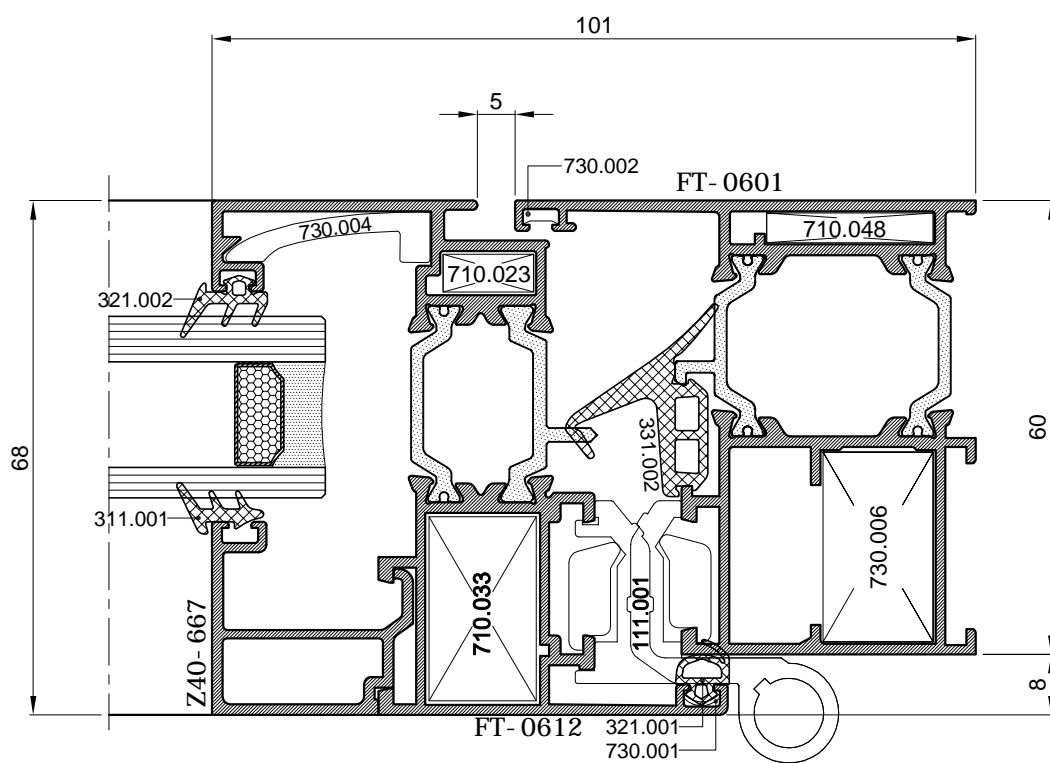
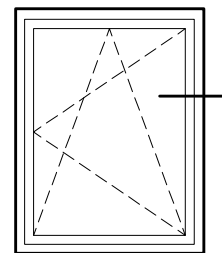
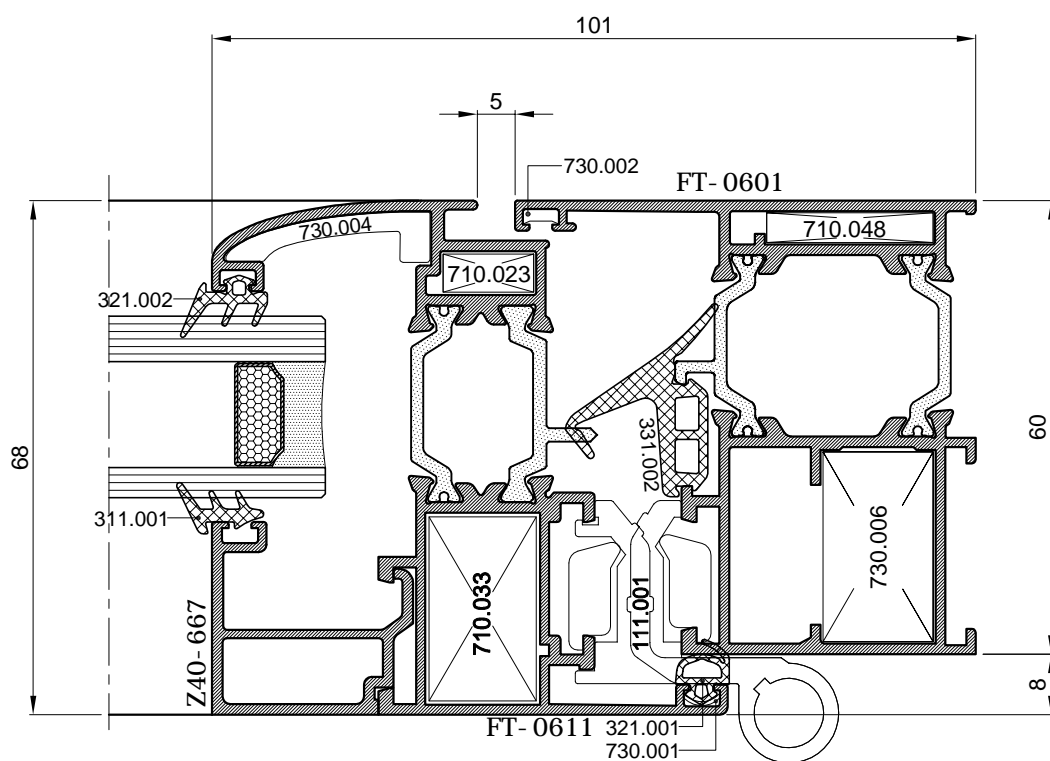


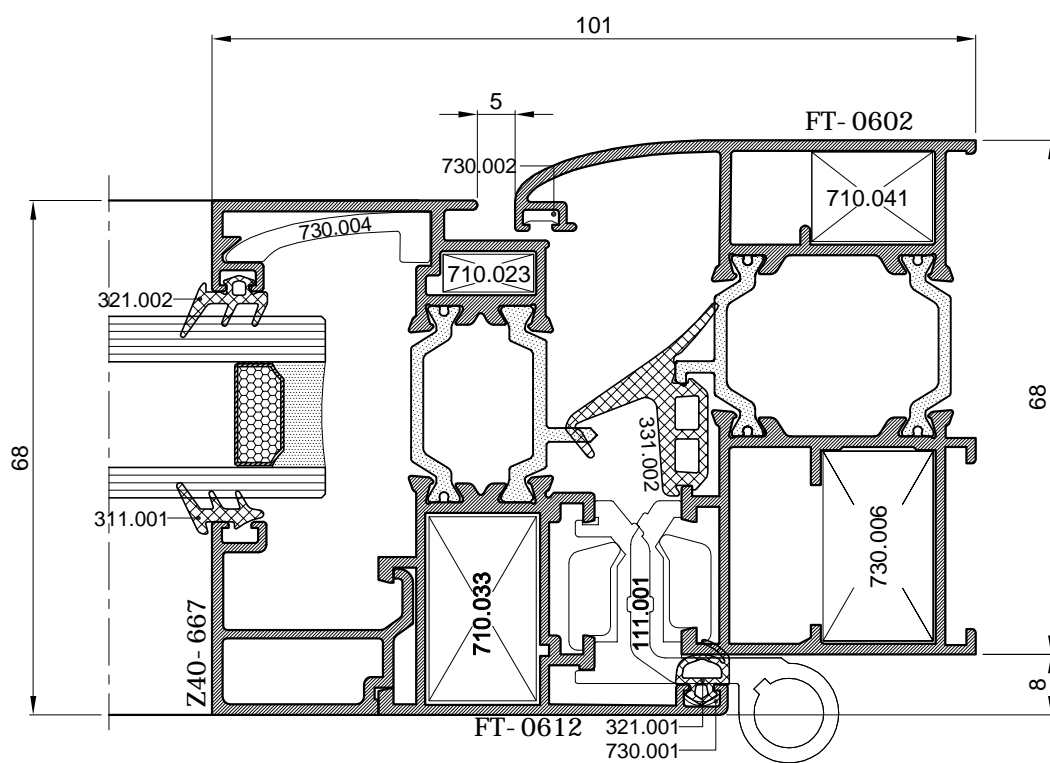
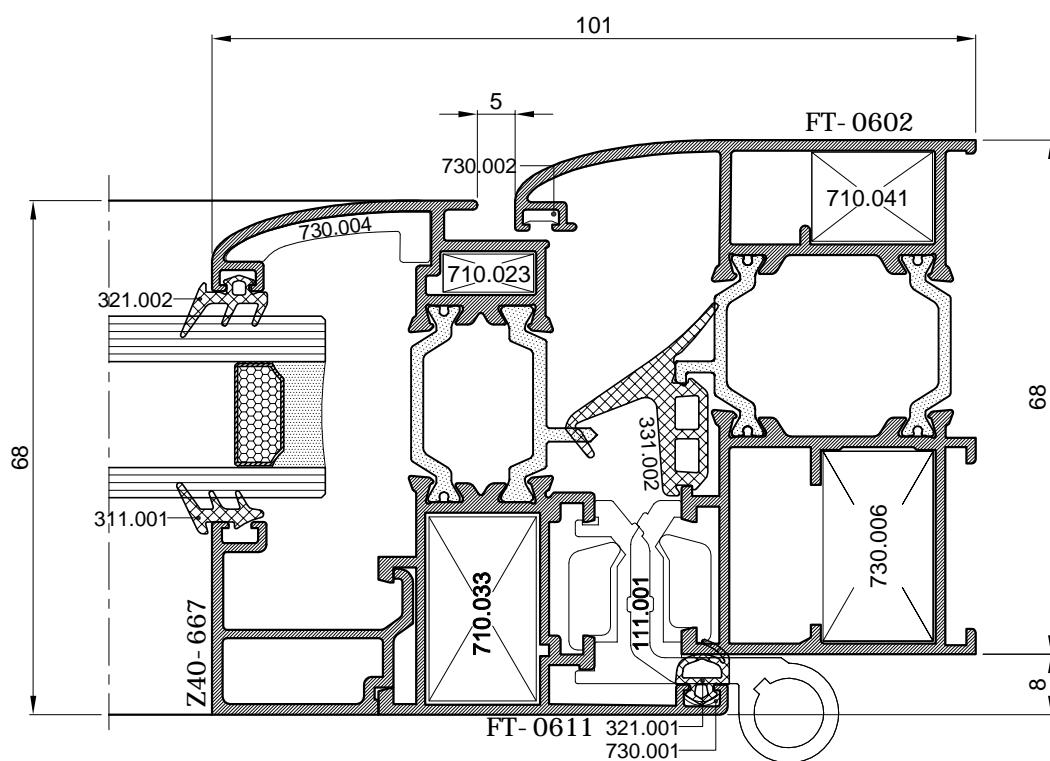


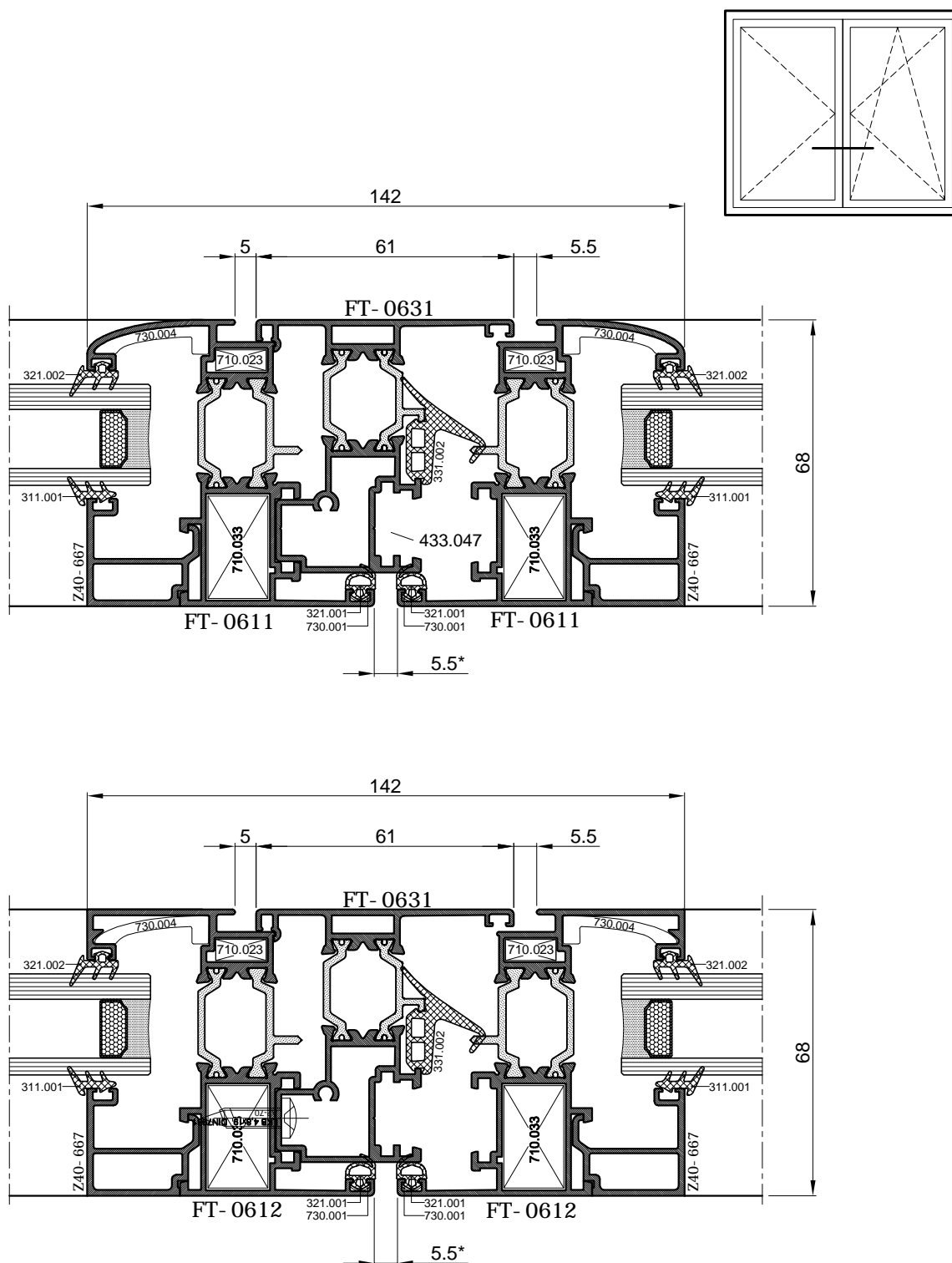




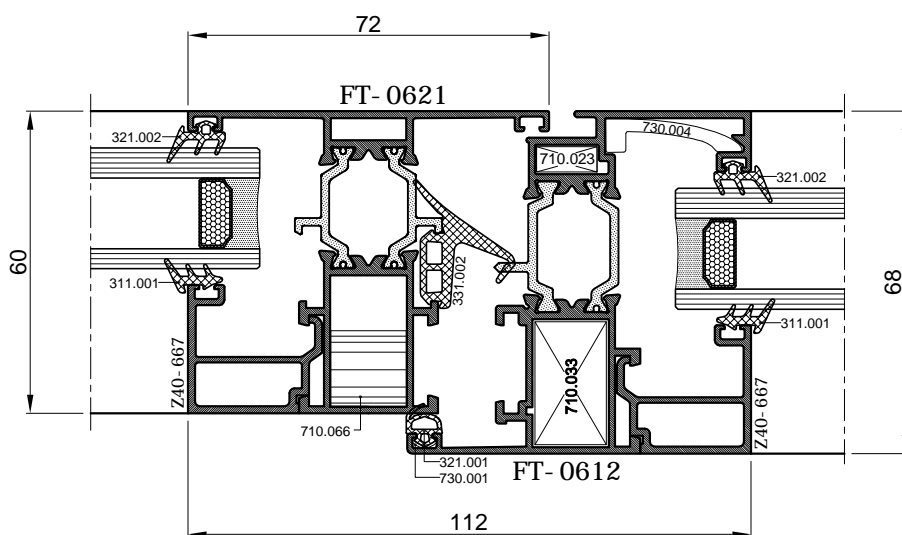
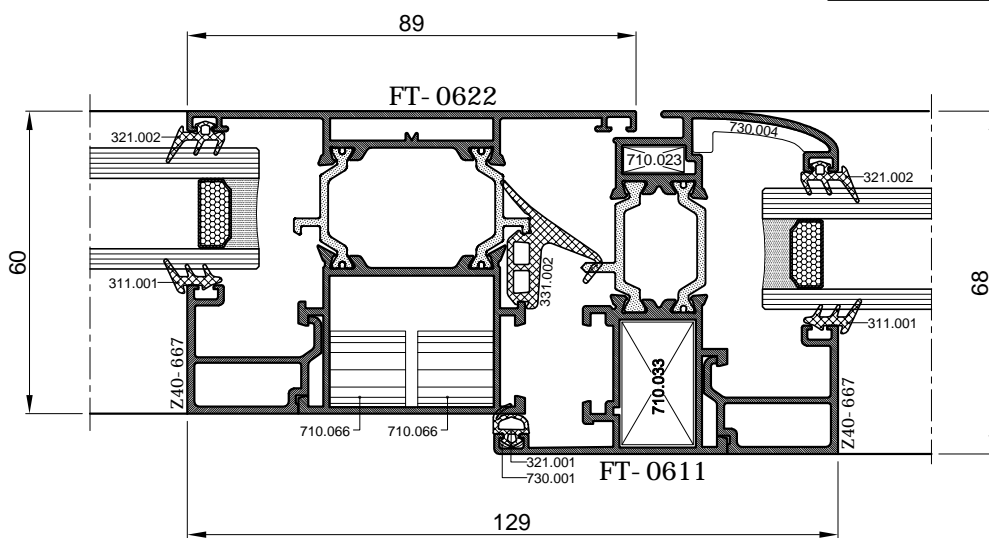
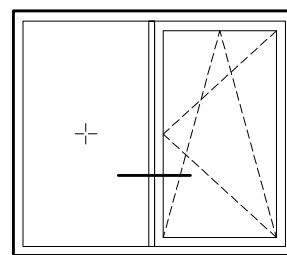




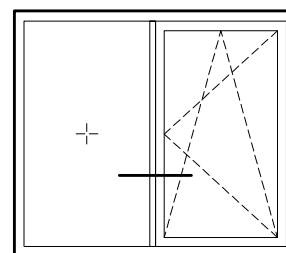
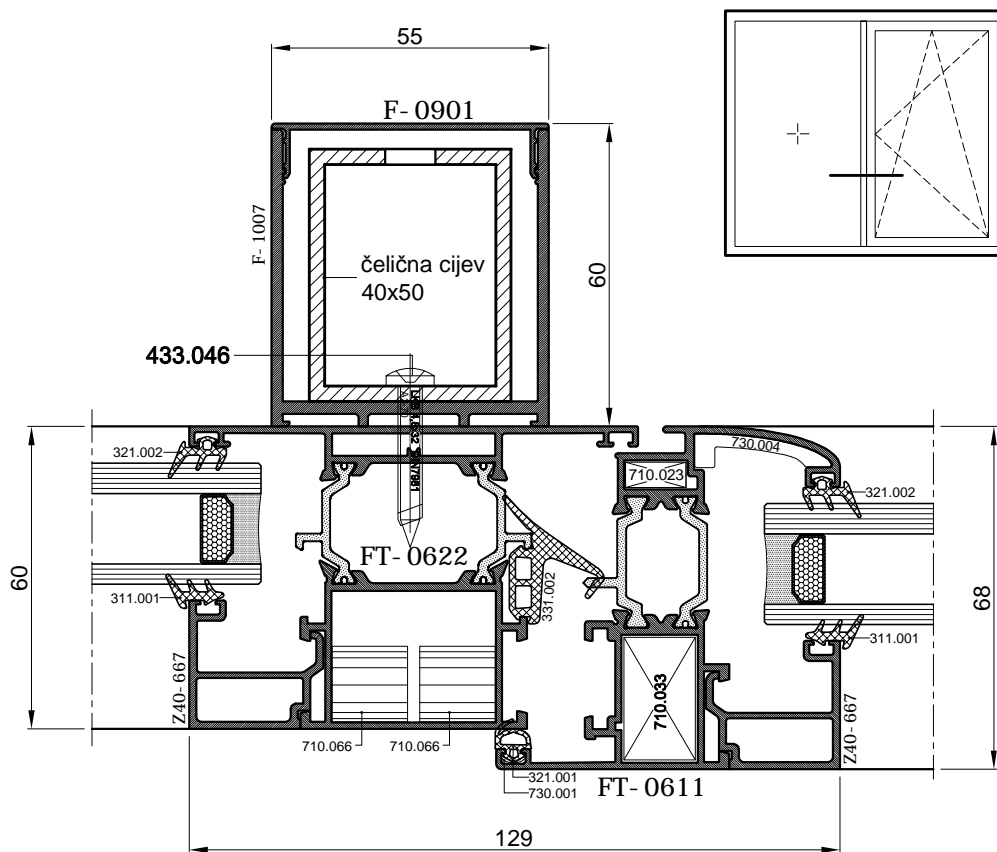




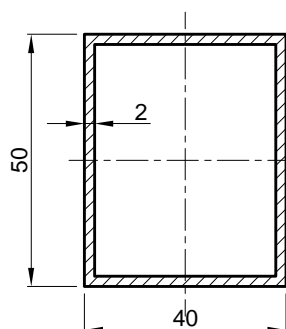
\* Napomena: Kod dvokrilnog prozora, za širine krila manje od 800 mm preporučuje se koristiti razmak između krila od 5.5 mm radi mogućeg dodira središnje brtve s glavnim krilom tijekom okretanja krila.



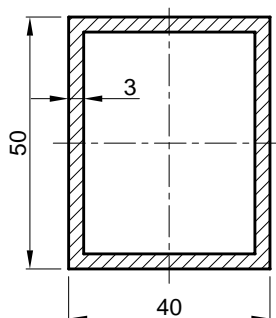




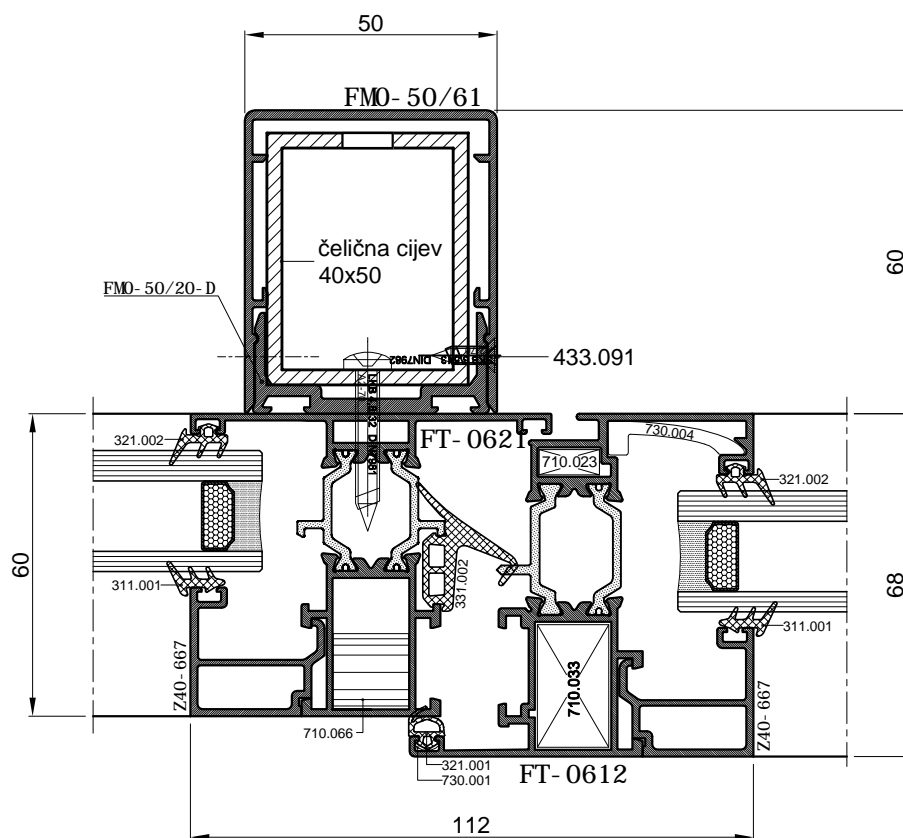
Čelična ojačanja



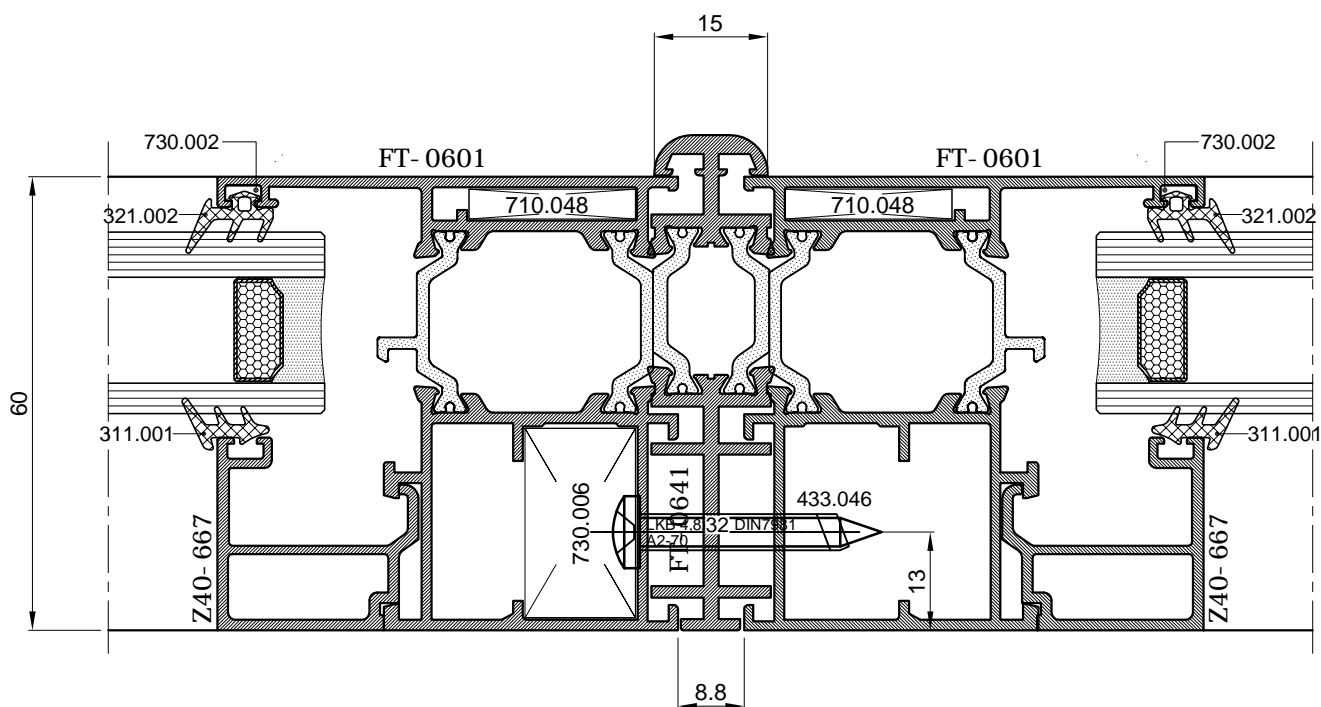
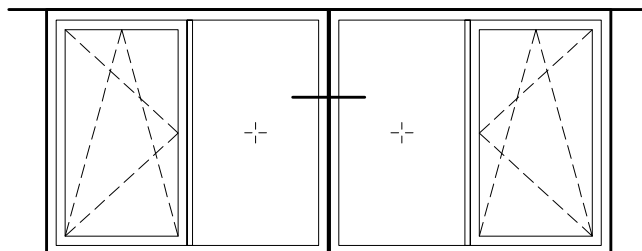
$I_x = 12.4658 \text{ cm}^4$   
 $I_y = 8.7818 \text{ cm}^4$



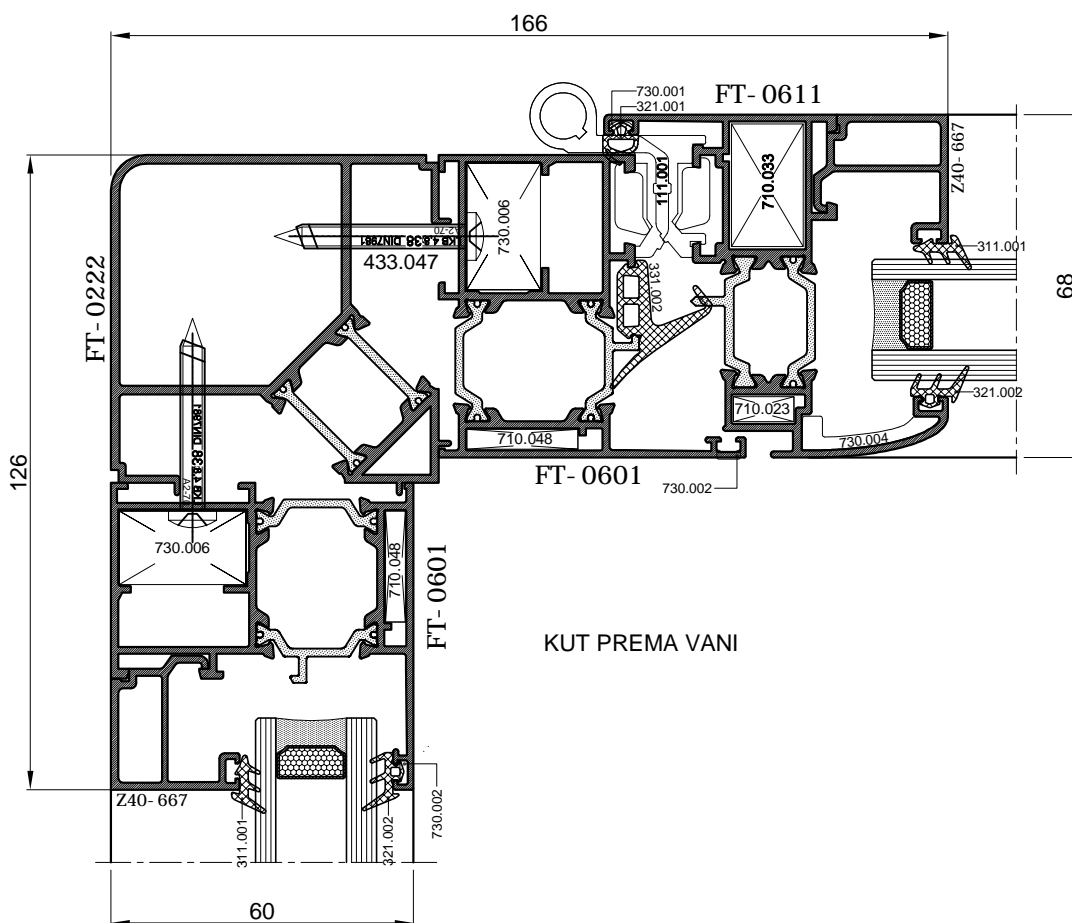
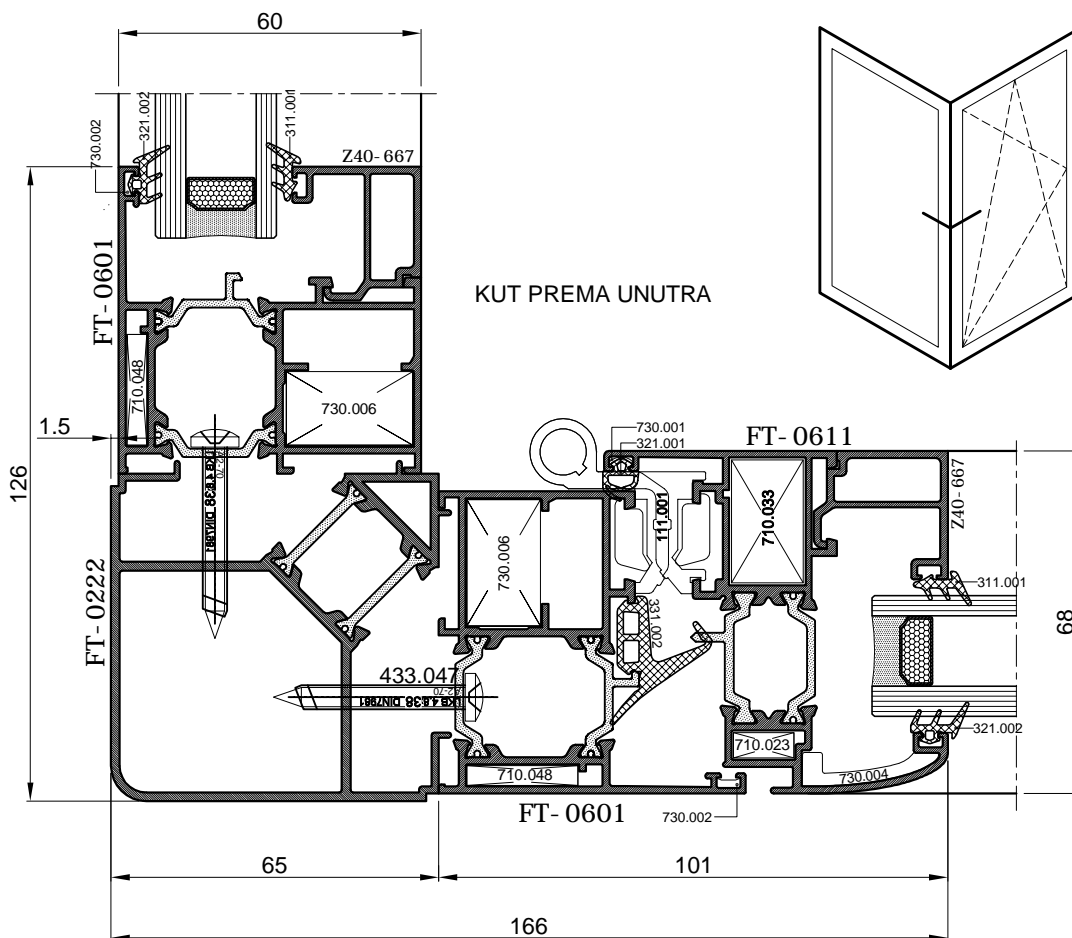
$I_x = 17.5312 \text{ cm}^4$   
 $I_y = 12.2552 \text{ cm}^4$

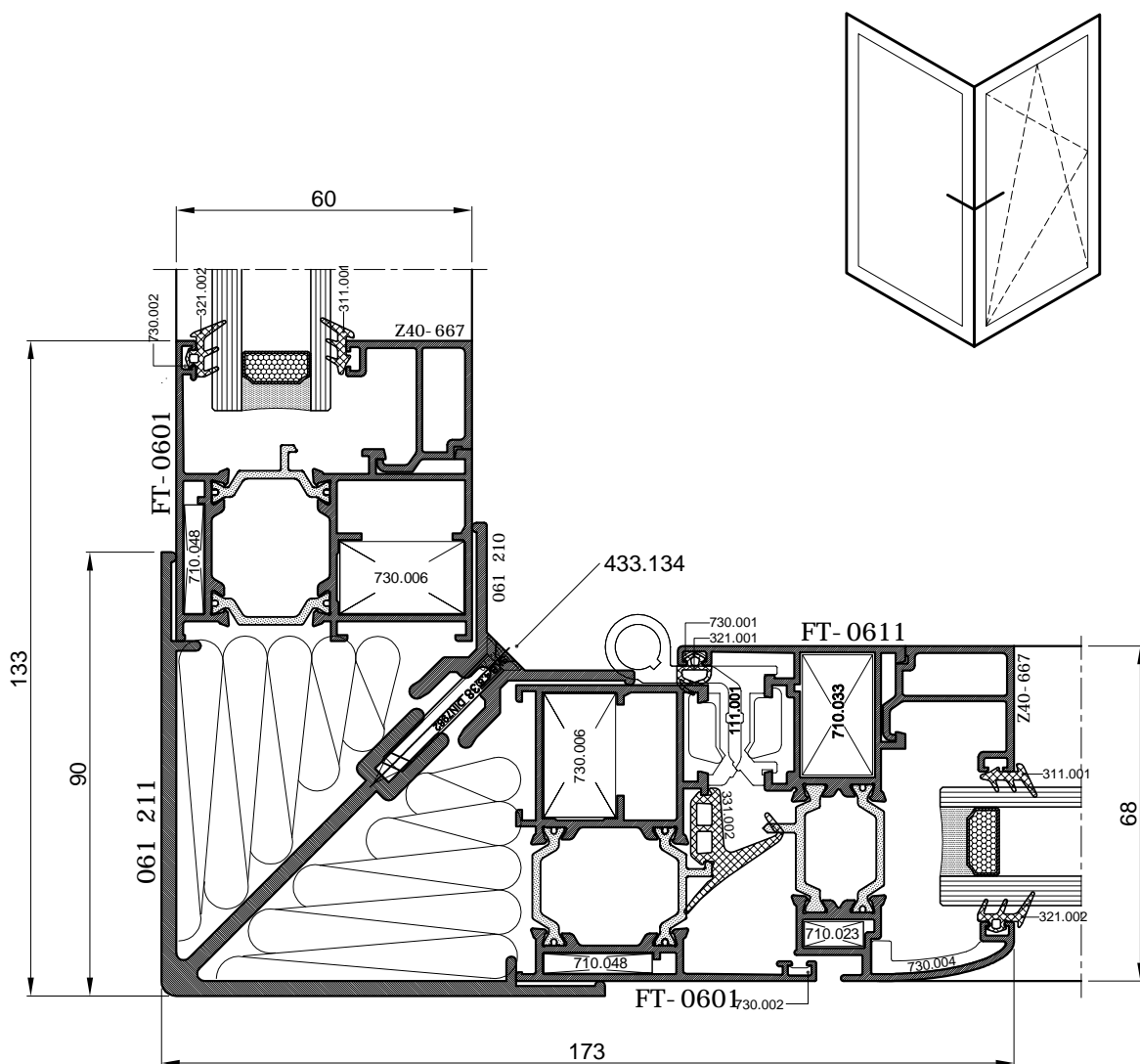


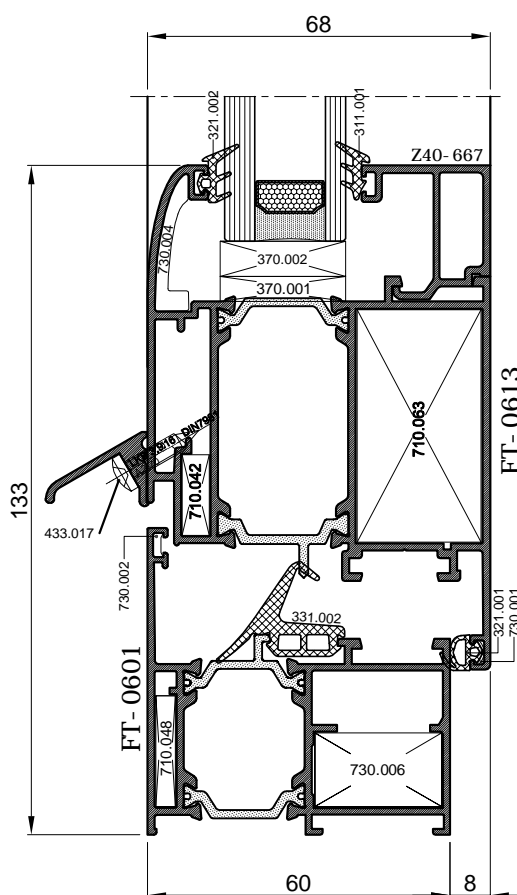
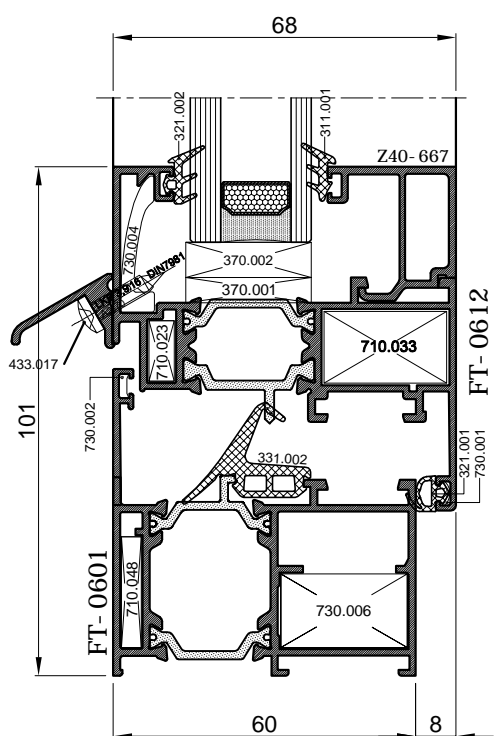
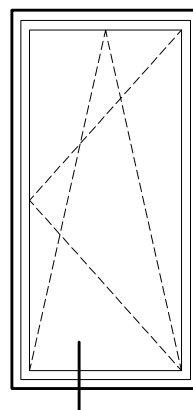
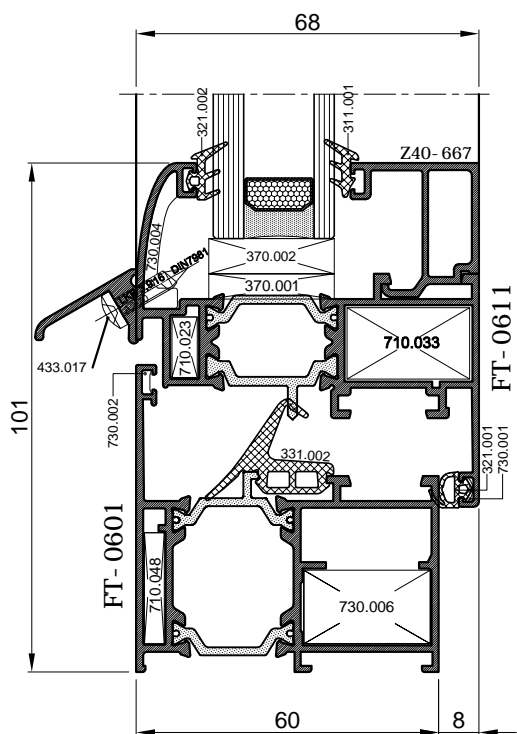


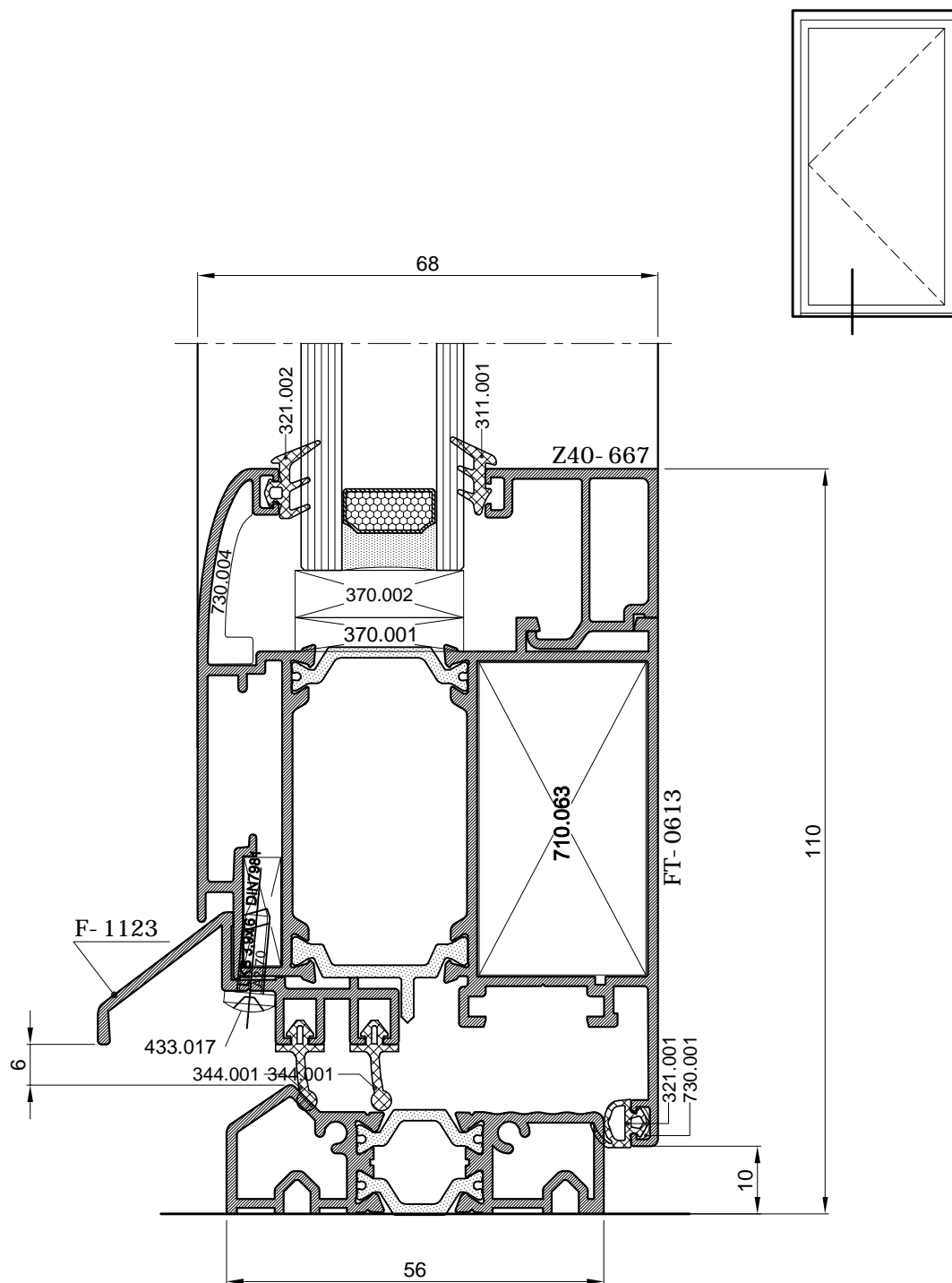


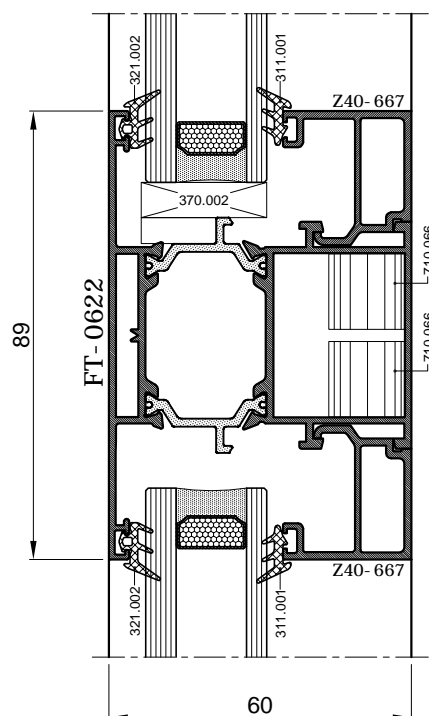
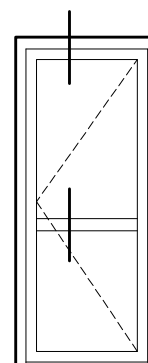
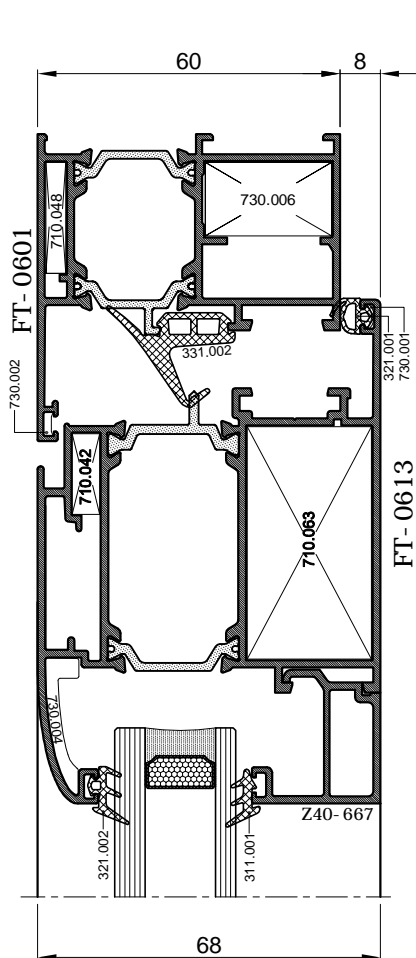


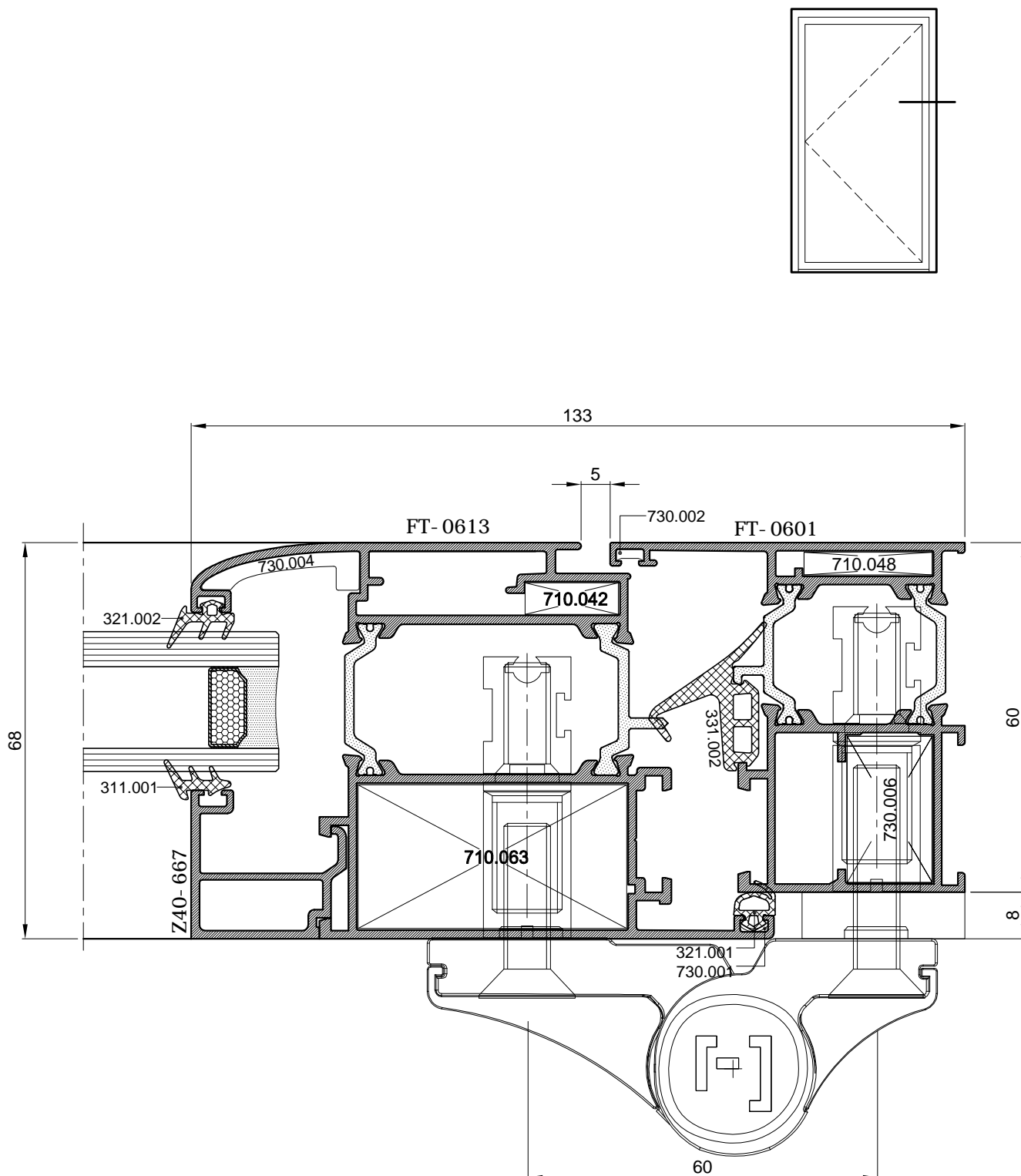




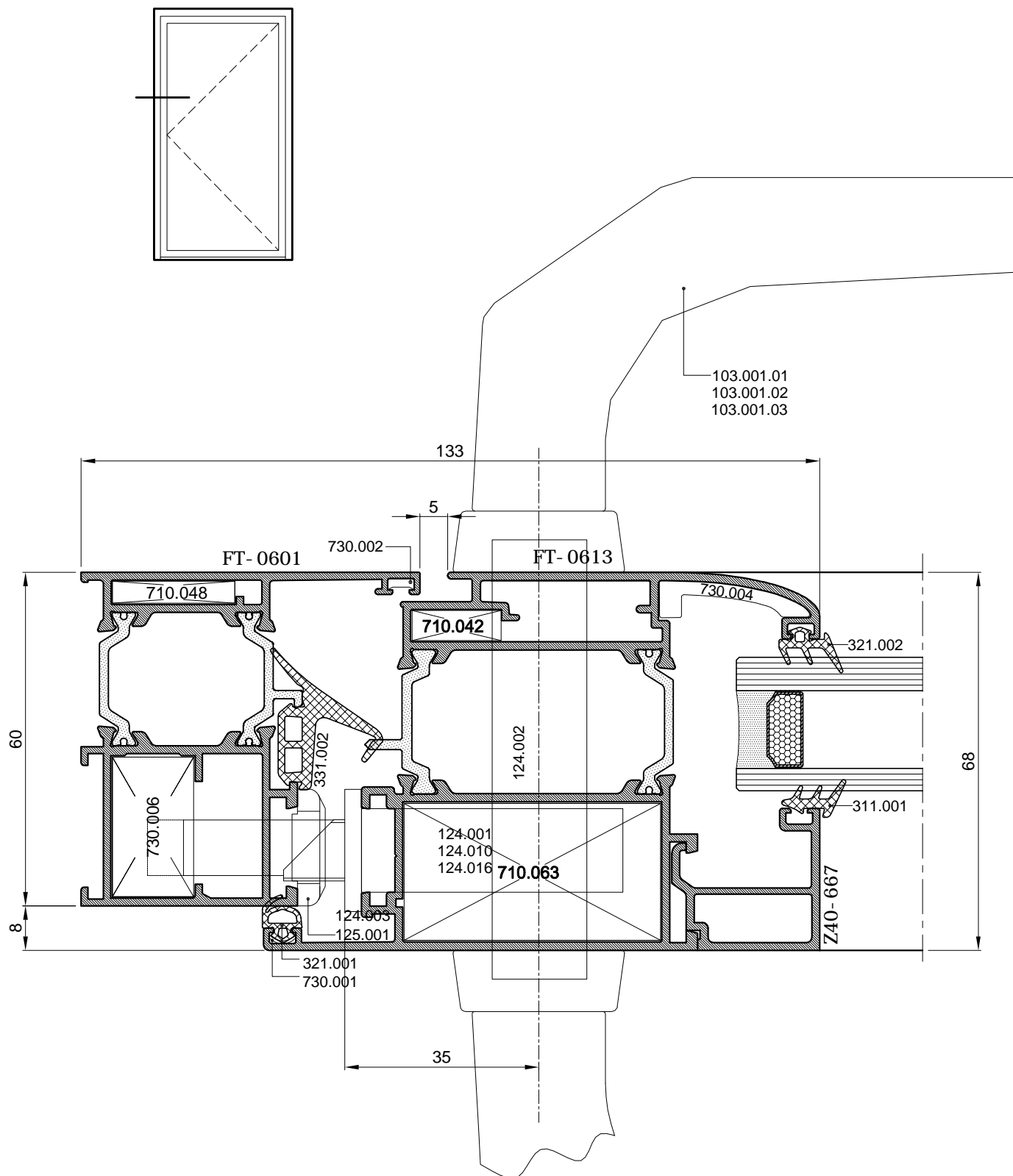


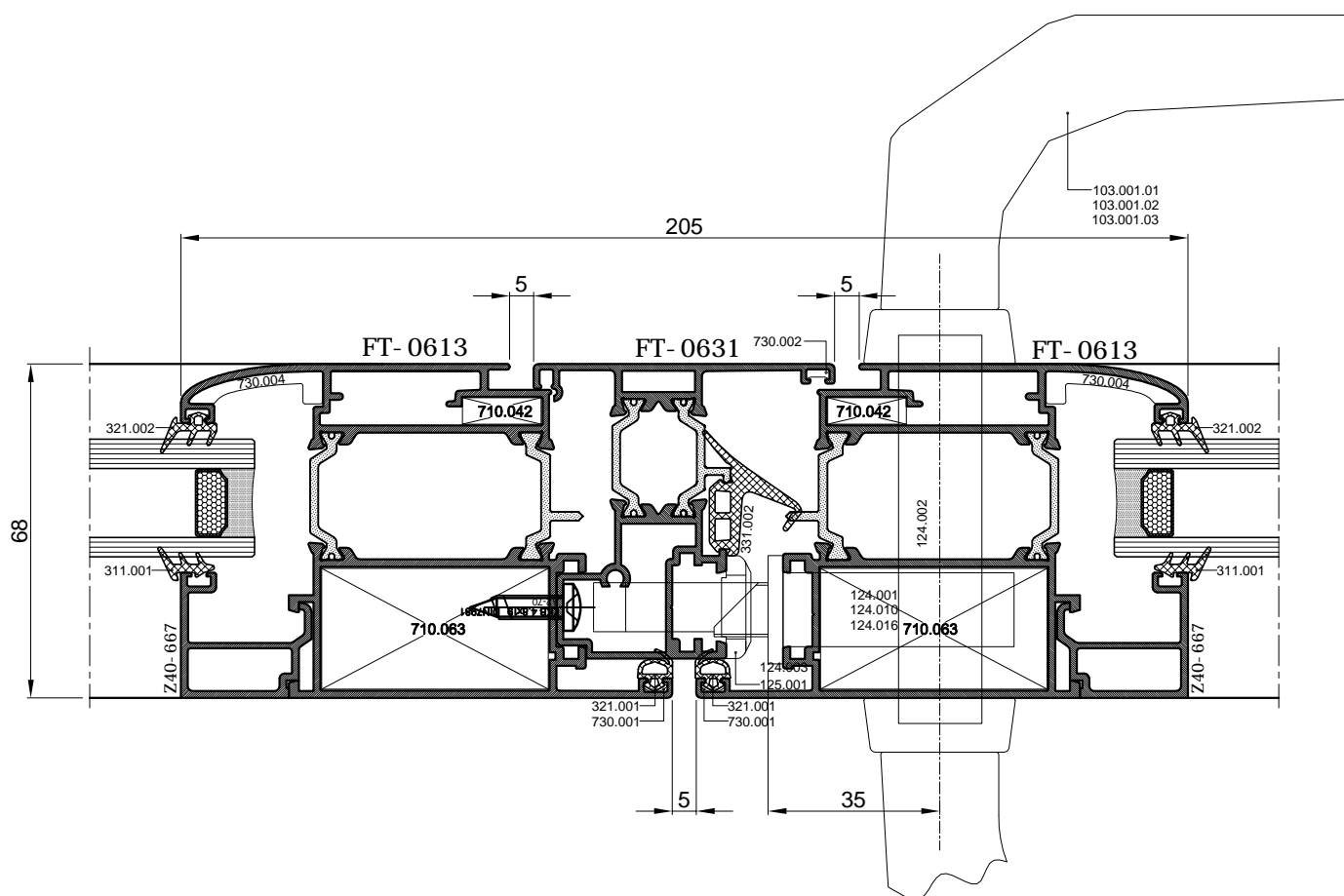
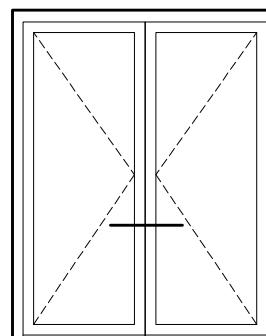




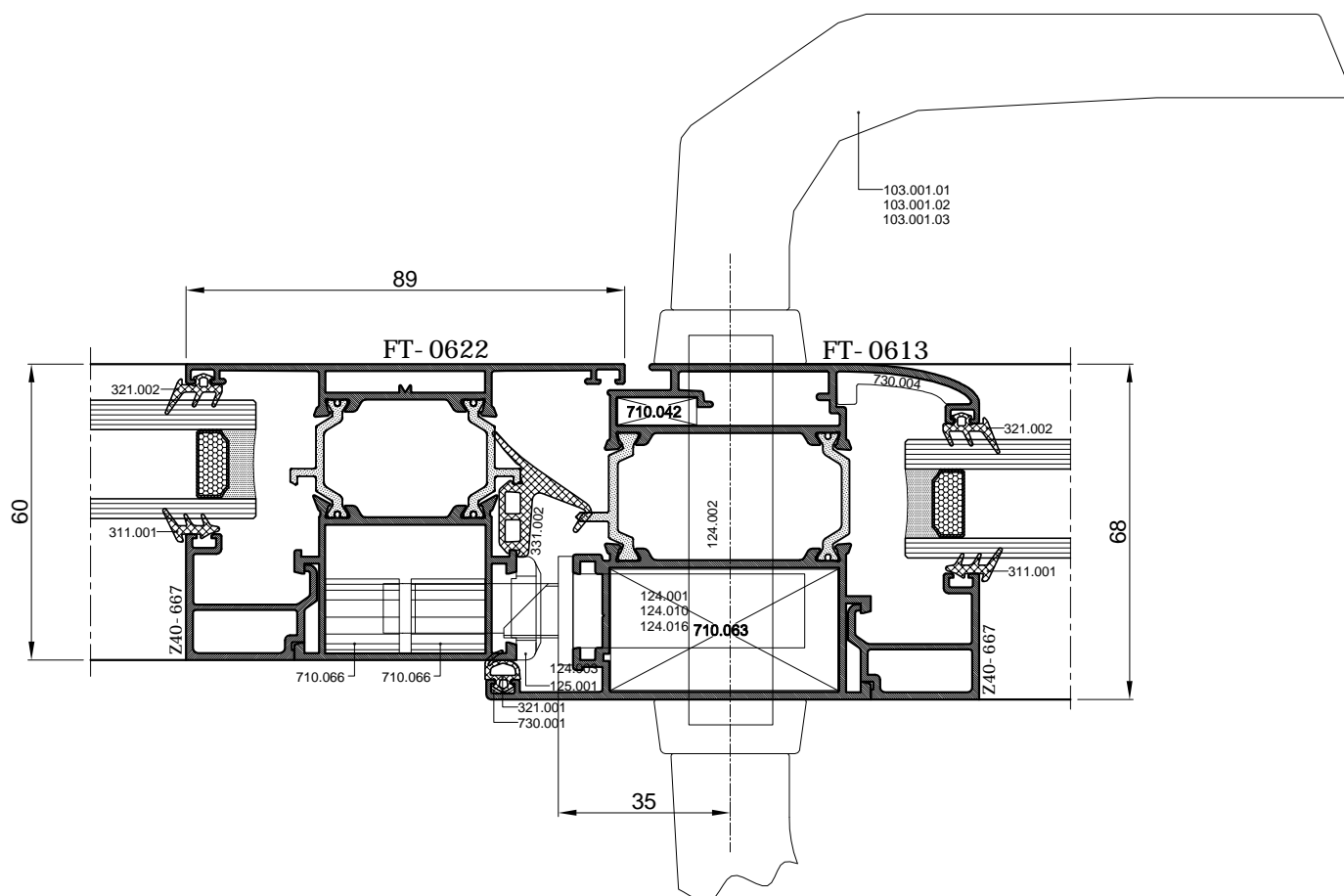
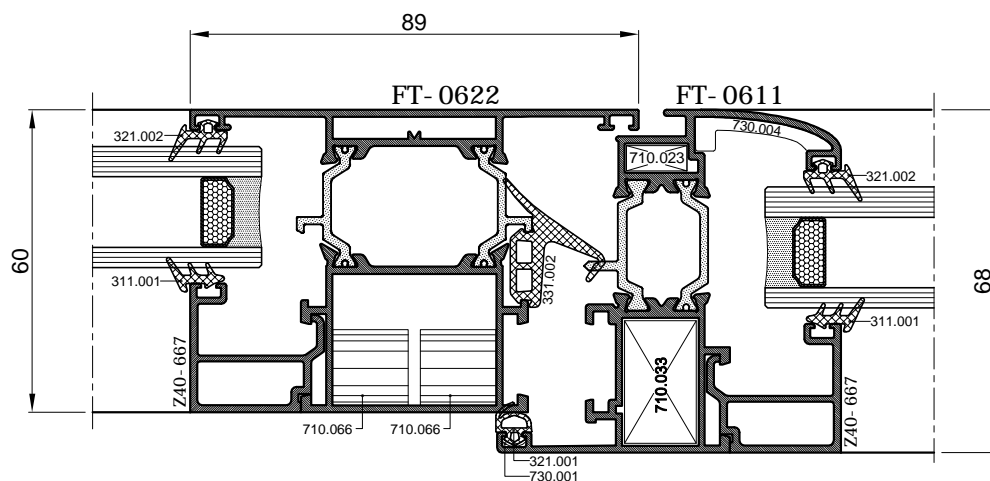
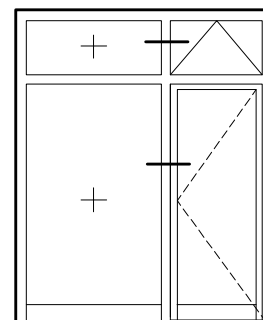




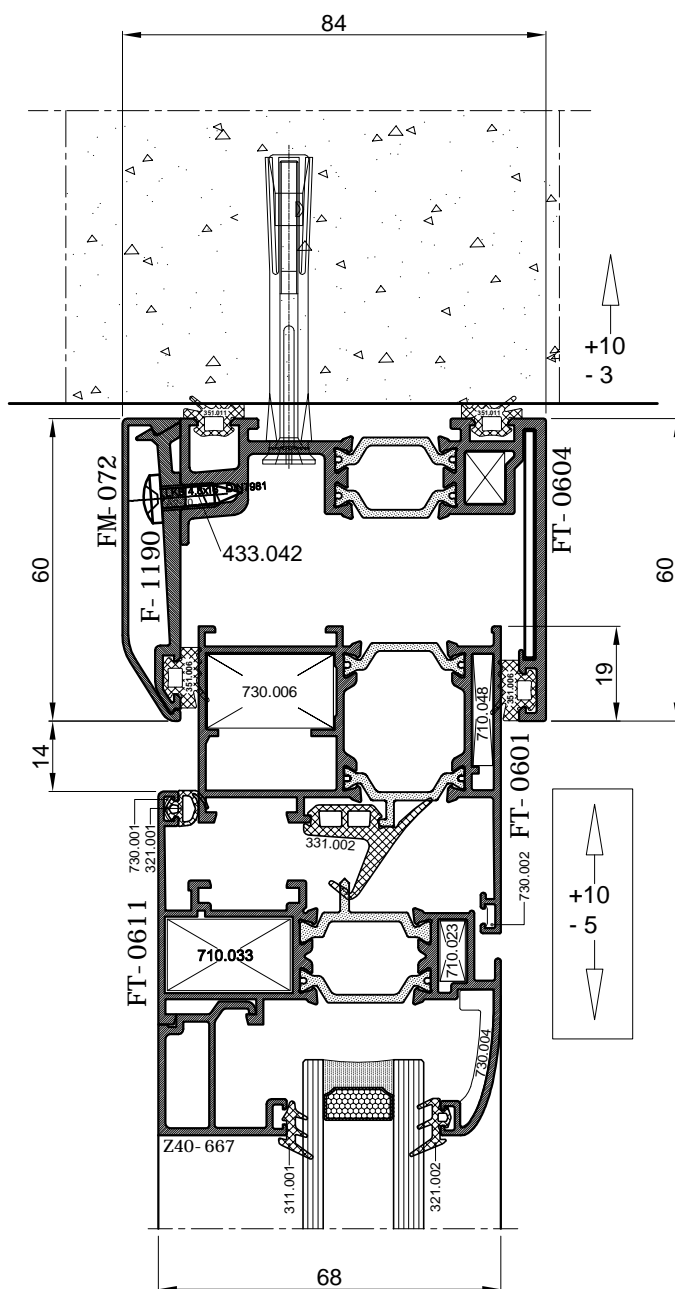
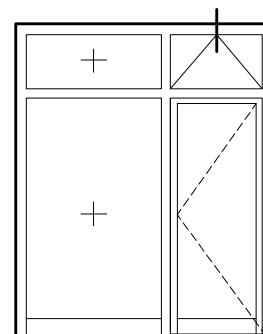


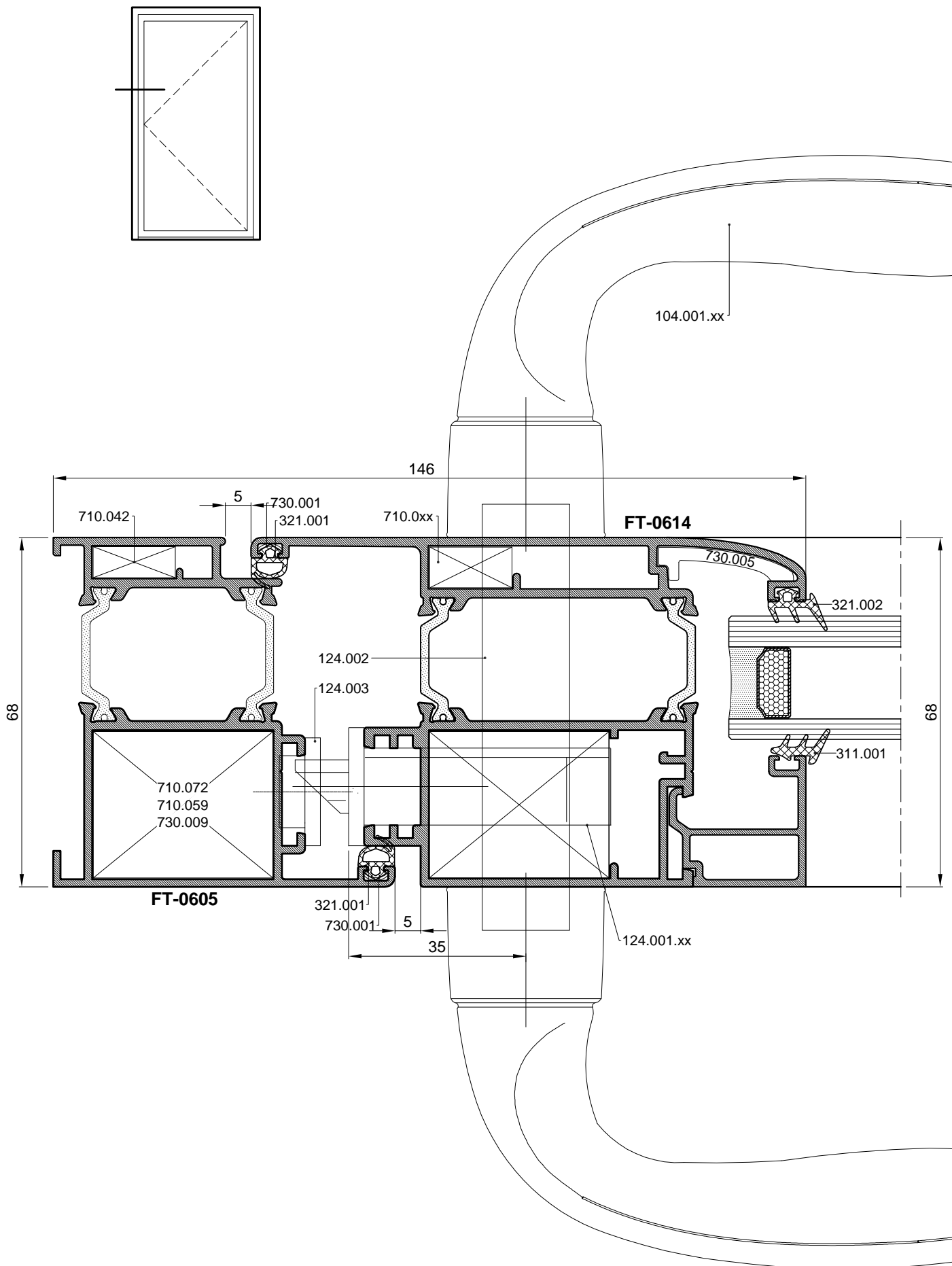


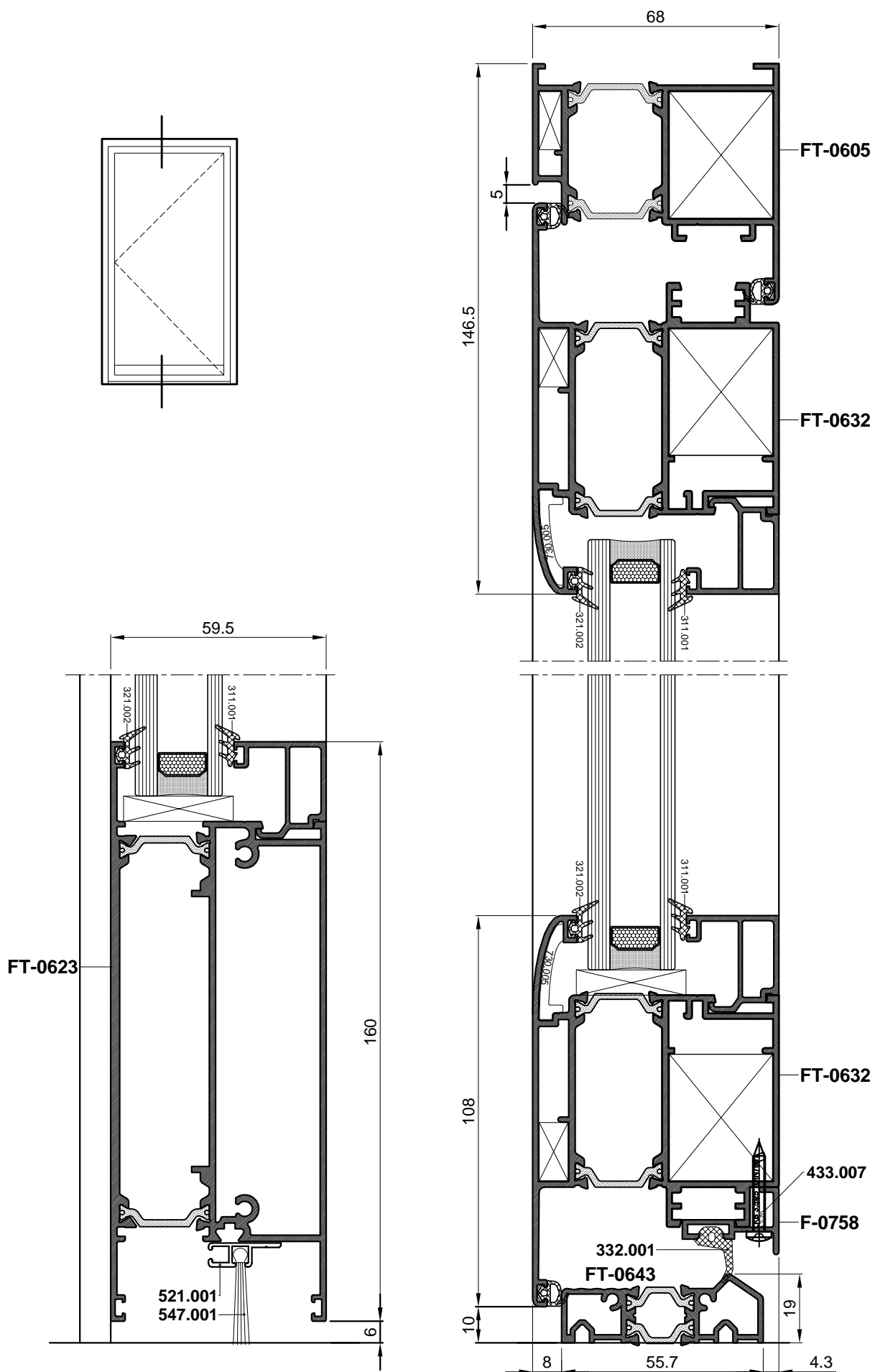


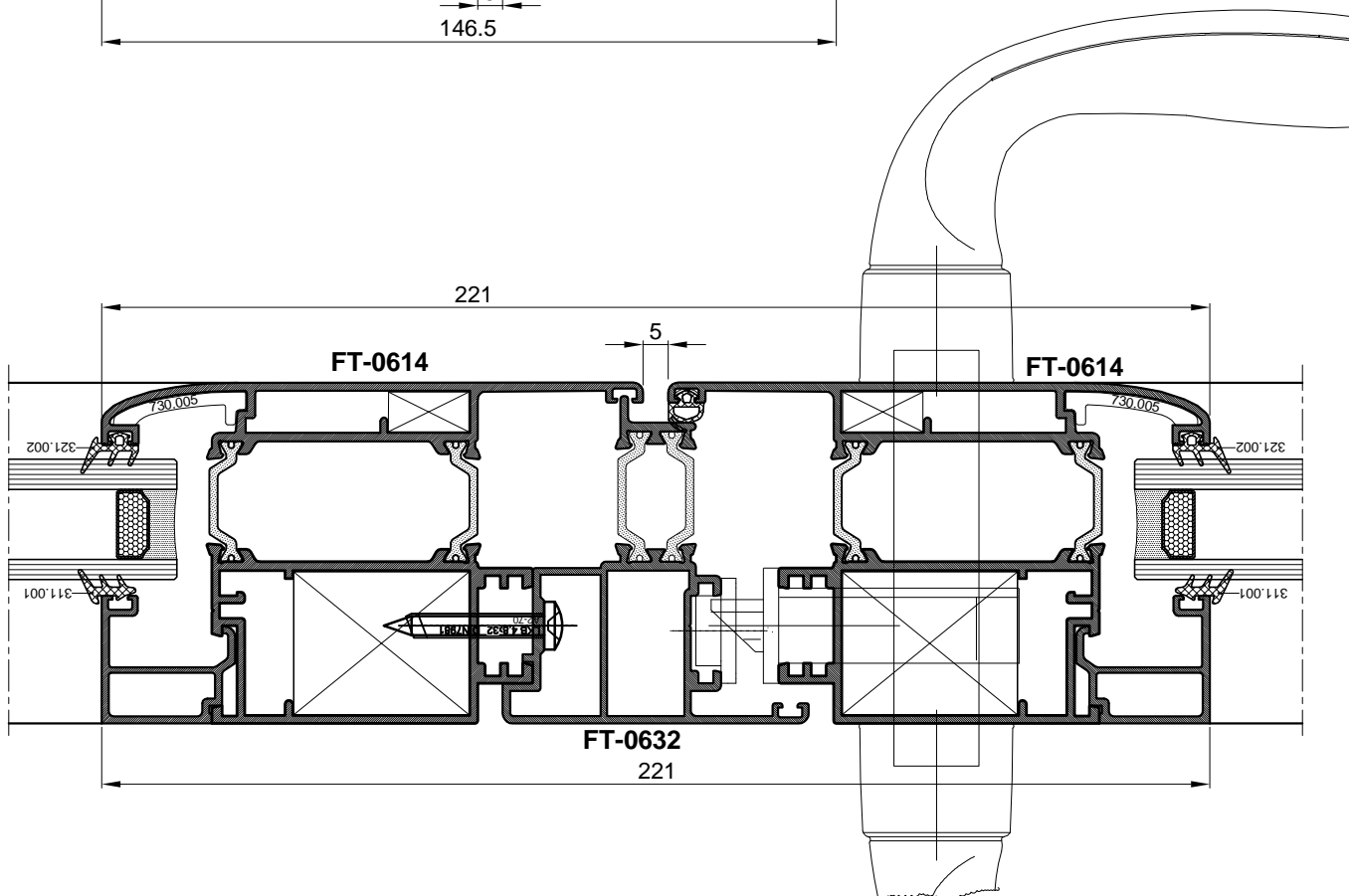
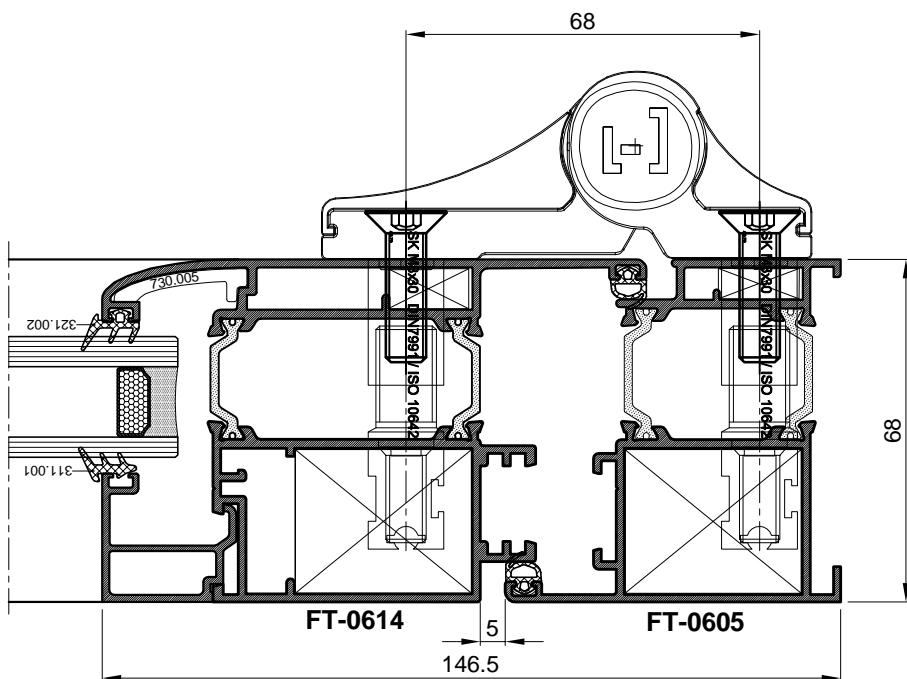
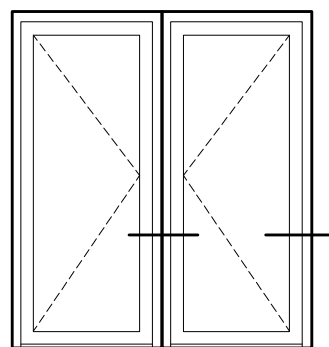


PROFIL ZA UGRADNJU

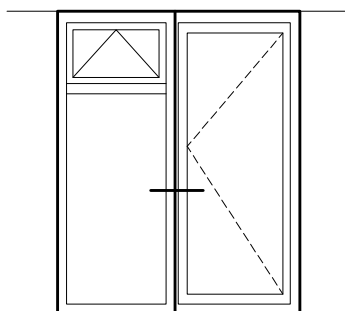




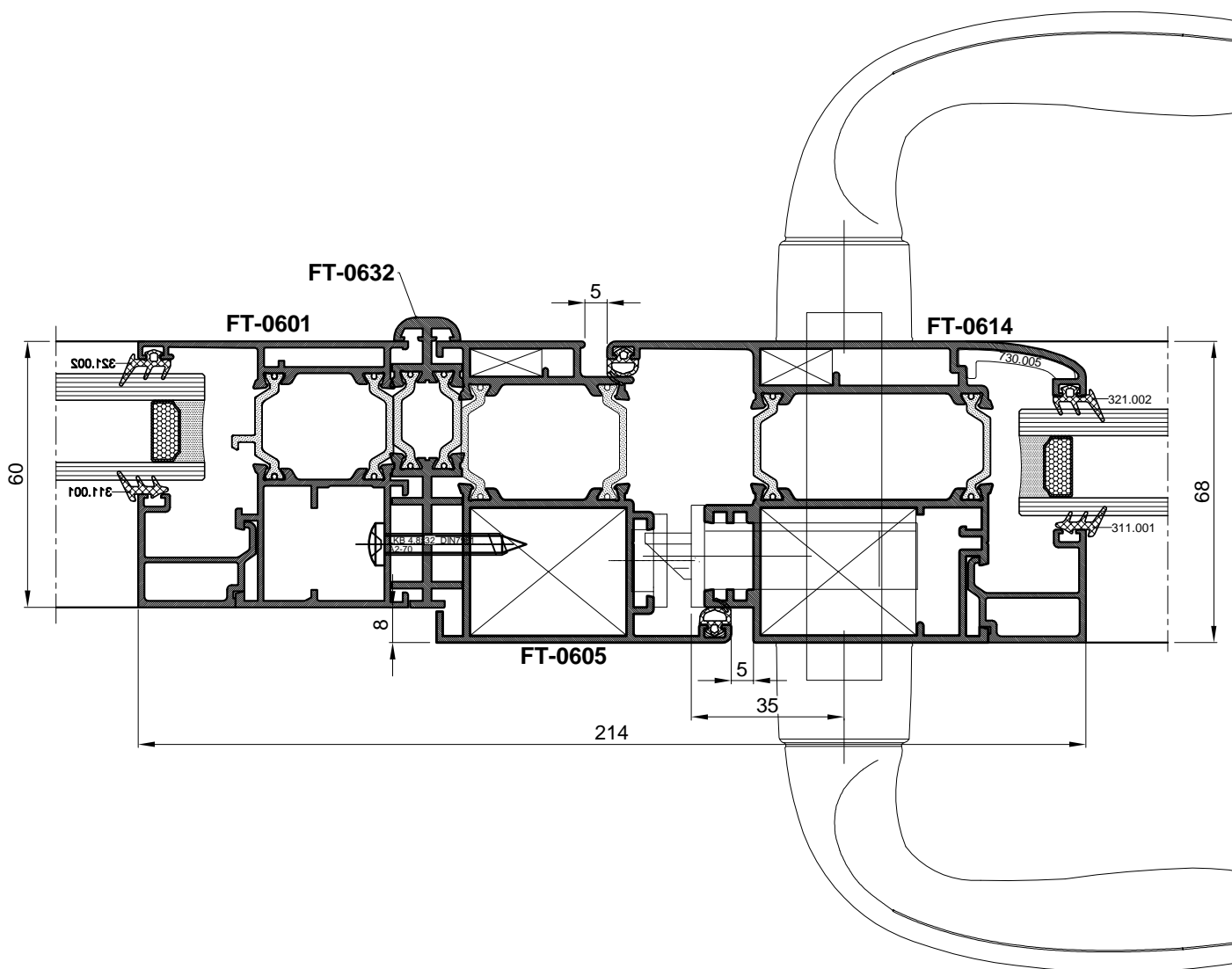




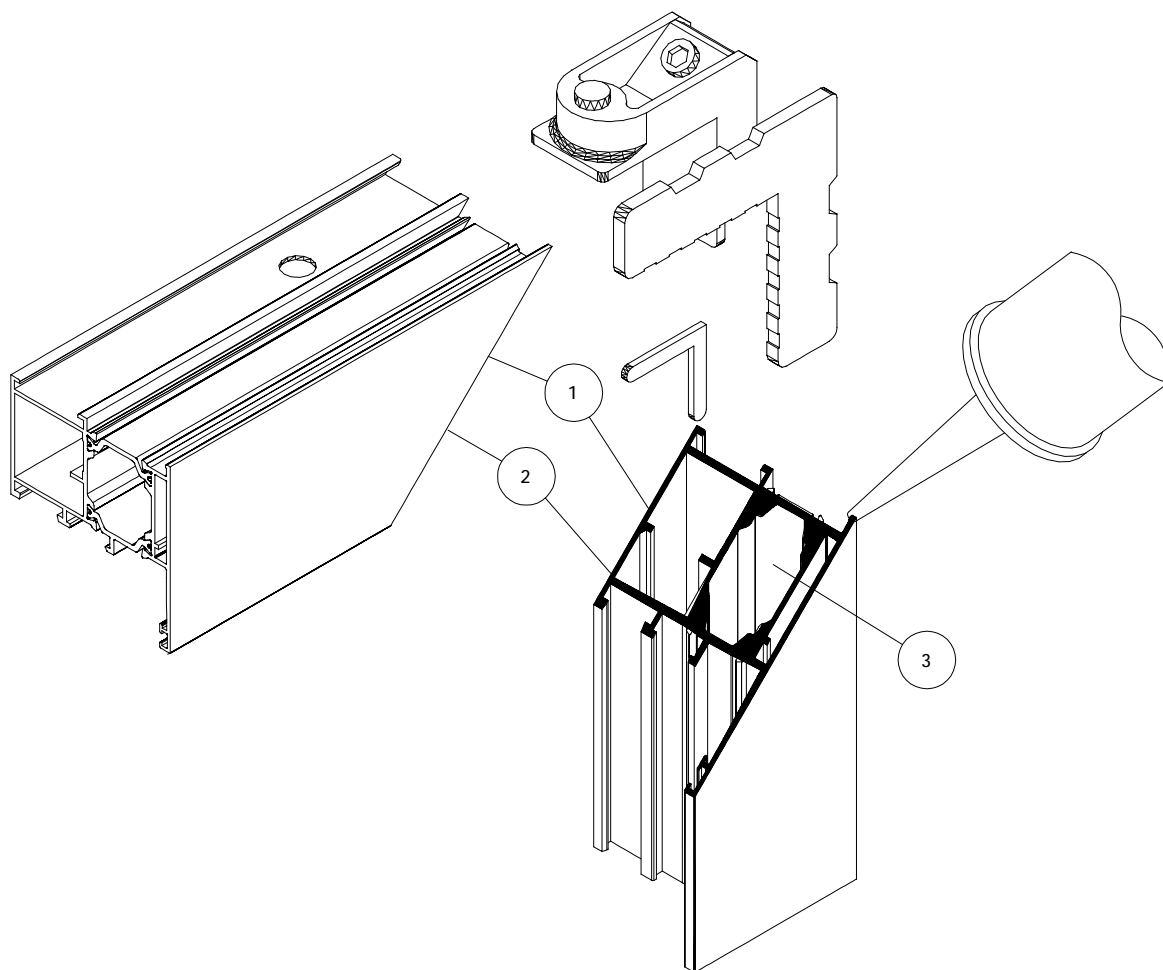




SPOJ DVIJU STIJENA



## SPAJANJE PROFILA KUTNICIMA POD 90°



## POSTUPAK SPAJANJA PROFILA:

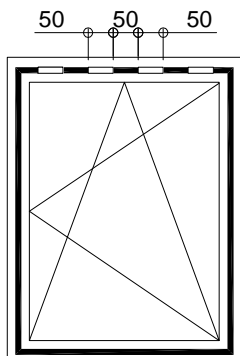
1. Površine koje se spajaju-rezove očistiti i odmastiti prikladnim sredstvom /npr. Sika Remover 208; Wurth-kat.br.:892 130 30/.
2. Premazati površine koje se spajaju ljepilom za metal /npr. Sika Force 7851; Wurth-kat.br.:892 130 010/.
3. Ljepilo za metal ušpricati u komoru za kutnik - po opsegu komore
4. Profile s kutnikom izravnati i spojiti
5. Dio ljepila koji iscuri između rezova očistiti sredstvom za čišćenje i odmašćivanje /npr. Sika Remover 208; Wurth-kat.br.:892 130 30/.

## NAPOMENA:

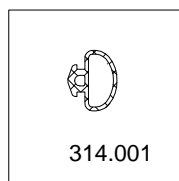
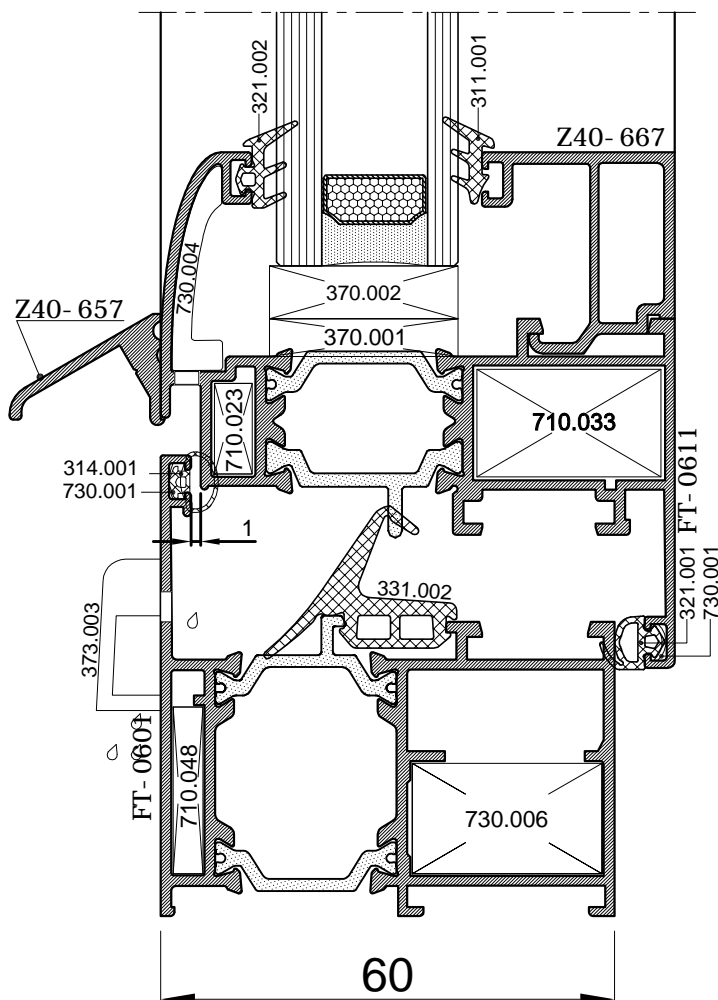
Ovaj postupak spajanja profila primjenjiv je za sve Feal-ove kutnike i njima odgovarajuće komore:

Lijepljenjem rezova i kutnika ljepilima za metal osigurava se potrebna zrako- i vodonepropusnosti spoja kao i dodatna mehanička čvrstoća spoja.

## UPORABA BRTVE 314.001



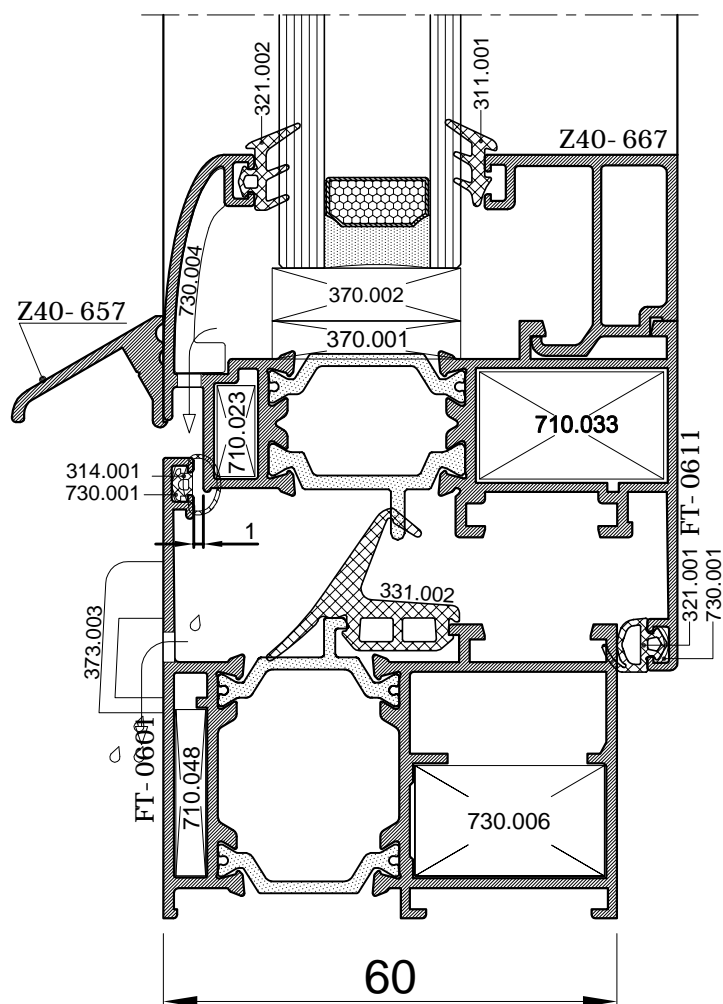
- Ako je prozor izložen većoj količini padalina, postoji mogućnost da dođe do "zagušenja" /otvori za kondenzat na profilu rama nemogu da odvedu sve kapljevine koje uđu u za to predviđeni prostor u profilu rama/, te postoji mogućnost ulaska vode u unutarnji dio profila tj. u objekt.  
Da bi se ovo spriječilo preporučuje se uporaba brtve **314.001** kao i uporaba profila okapnice **Z40-657**
- Brtvu 314.001 umetnuti po opsegu prozora osim u gornjem pojasu gdje se prekida radi omogućavanja ventilacije prozora /vidjeti skicu/.
- Korištenje brtve 314.001 zahtjeva uporabu kutnika 730.001 umjesto kutnika 730.002

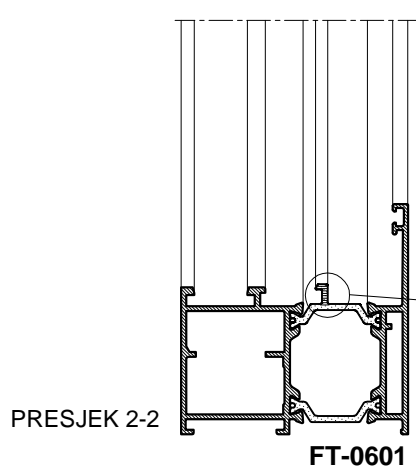


## ODVOD KAPLJEVINA IZ PROZORA

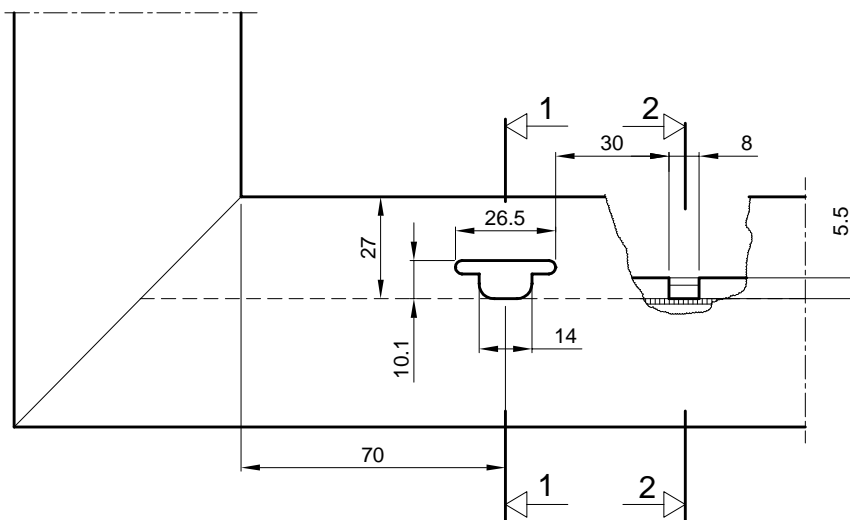
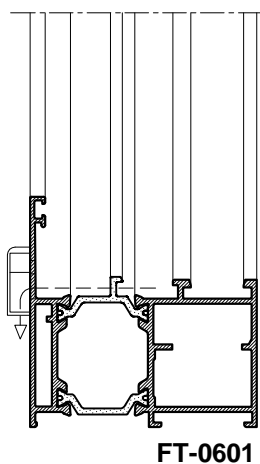
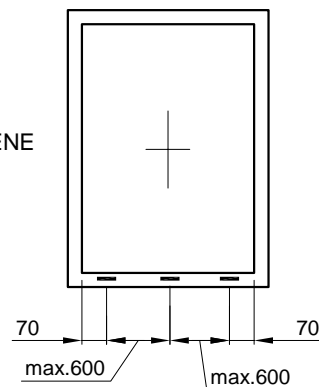
Kapljevine koje uđu u krilo prozora između brtve i ispune vode se kroz otvor na brtvi i profilu krila prema vani. Dio kapljevina iz krila i kapljevine s vana ulaze u predviđeni prostor u profilu rama te ga napuštaju kroz otvore u profilu koji se maskiraju čepom 373.003.

Napomena: Otvore na profilu rama i krila držati prohodnim.

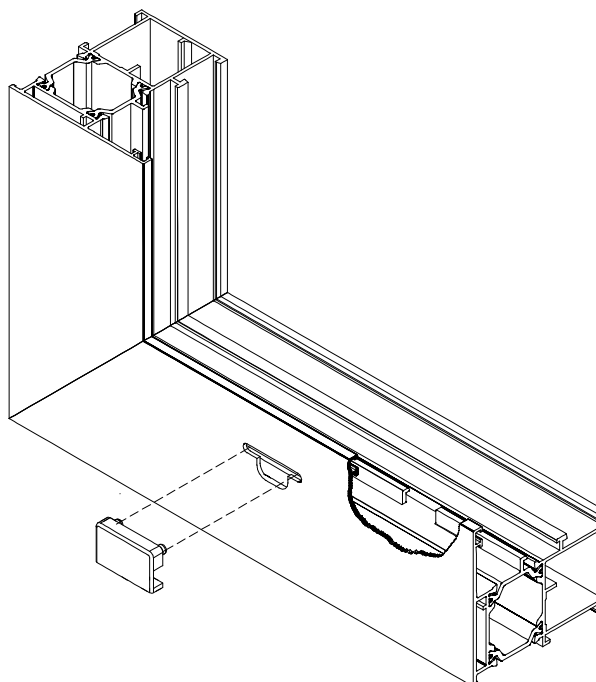


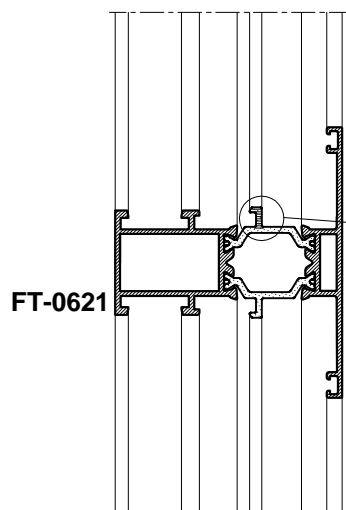


OBRADA NA PROFILU **FT-0601**  
RADI IZLAZA KAPLJEVINA KOD FIKSNE STIJENE

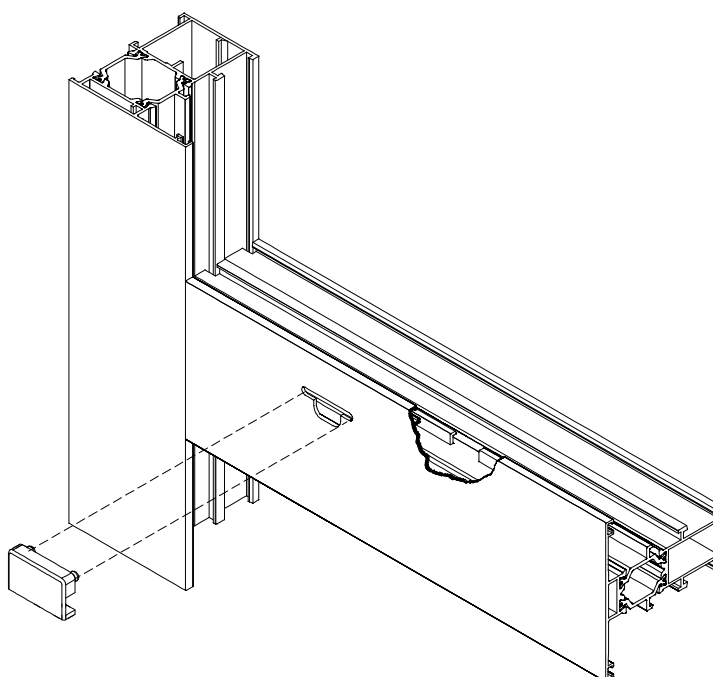
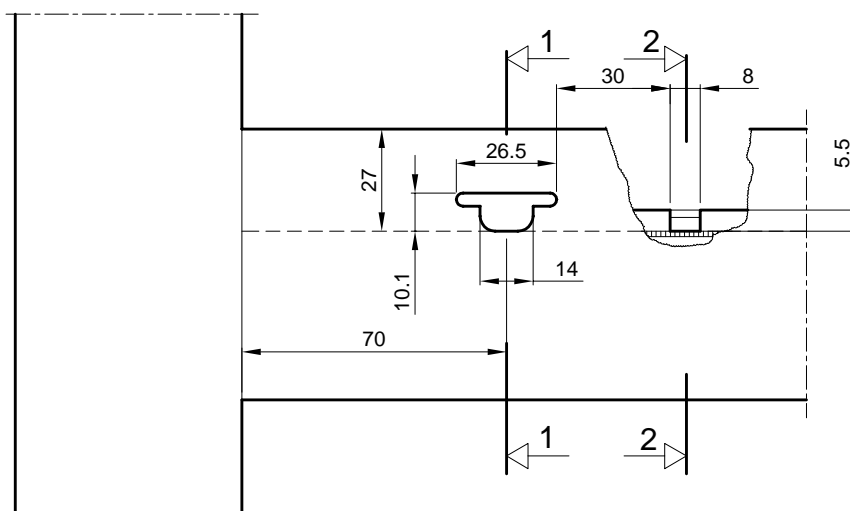
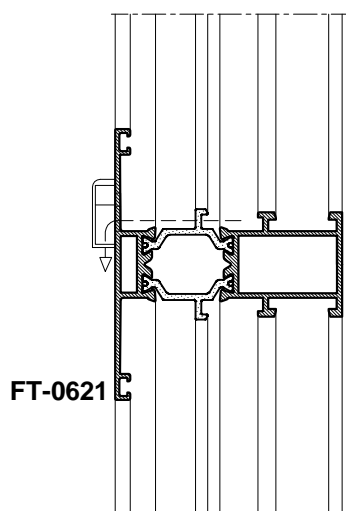
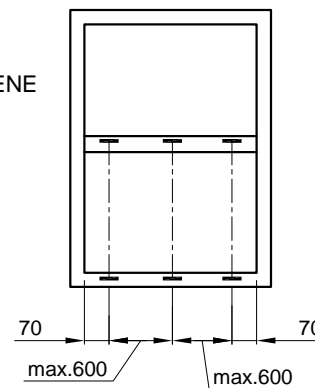
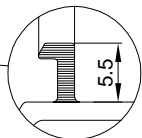


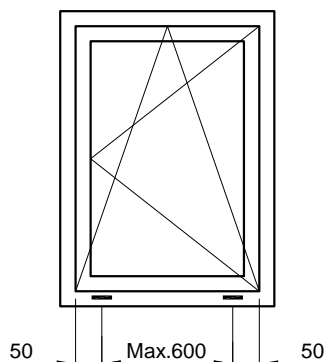
Za prozore širine do 800 mm raditi dva otvora za izlaz kapljevina a za širine preko 800 mm prema skici





OBRADA NA PROFILU **FT-06021** i **FT-0622**  
RADI IZLAZA KAPLJEVINA KOD FIKSNE STIJENE

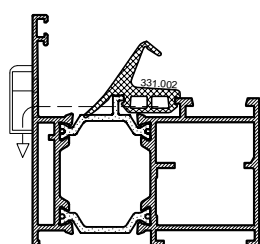




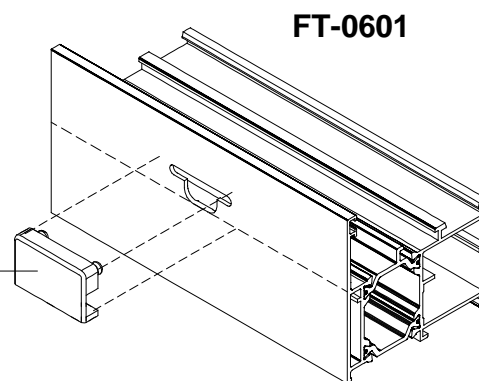
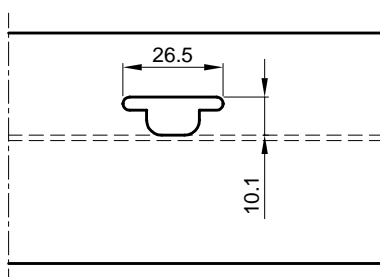
OBRADA ZA JEDNOKRILNI PROZOR

OBRADA NA PROFILU **FT-0601** RADI ODVODA KAPLJEVINA

- obrada donjeg pojasa krila /štancanjem/
- 373.003- pvc umetak na otvoru za odvod kapljevina

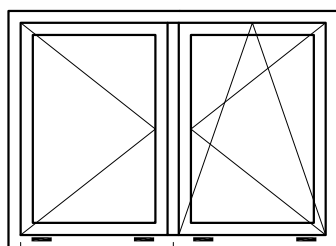


**FT-0601**



**FT-0601**

2328-  
umetak na otvoru za  
odvod kapljevina

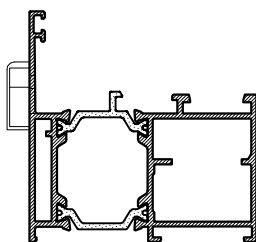


50      Max.600      100

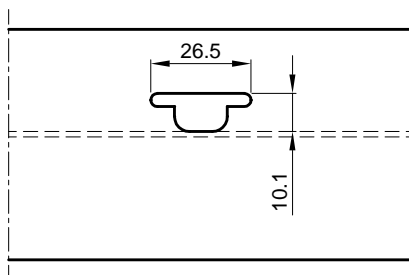
OBRADA ZA DVOKRILNI PROZOR

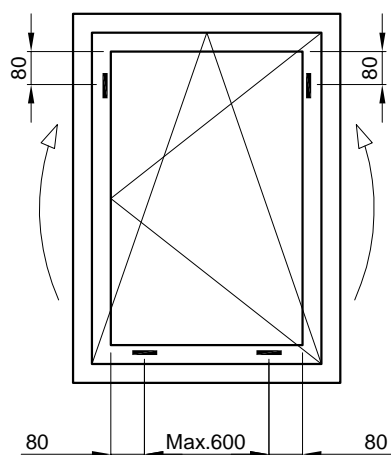
OBRADA NA PROFILU **FT-0601** RADI ODVODA KAPLJEVINA

- obrada donjeg pojasa krila /štancanjem/
- 373.003 - pvc umetak na otvoru za odvod kapljevina



**FT-0601**

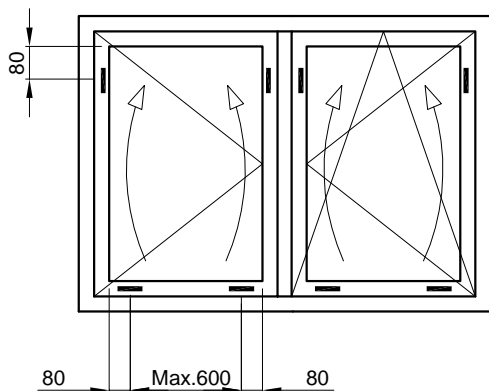
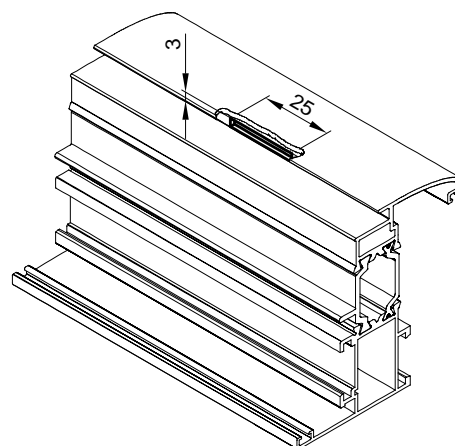
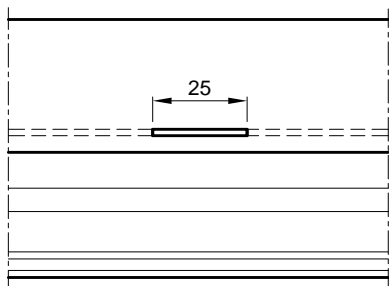
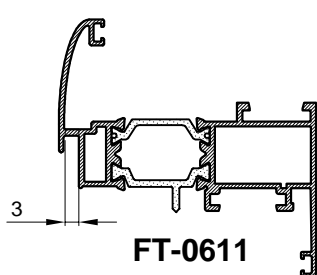




### OBRADA ZA JEDNOKRILNI PROZOR

#### OBRADA NA PROFILU KRILA **FT-0611** RADI ODVODA KAPLJEVINA I VENTILIRANJA PROZORA

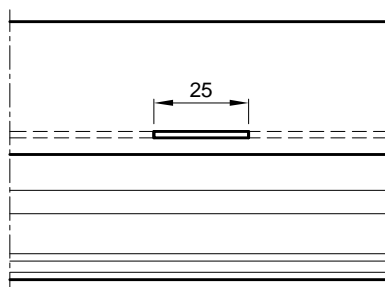
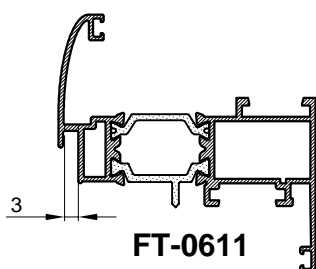
- obrada donjeg pojasa krila /štancanjem/
- obrada okomitih pojasa krila /štancanjem/
- usljed probijenih otvora unutar prozora dolazi do uspostave strujanja zraka i isušivanja mogućih kapljevina



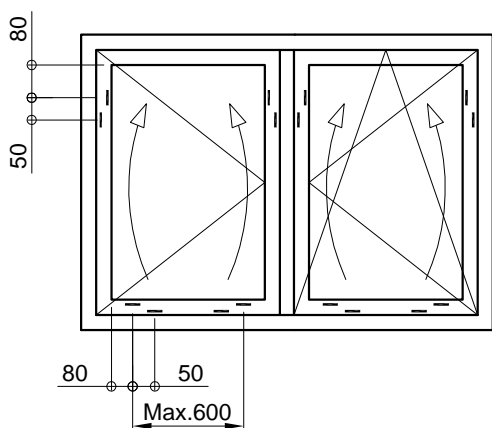
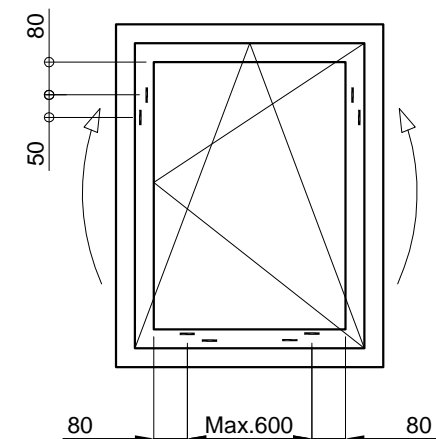
### OBRADA ZA DVOKRILNI PROZOR

#### OBRADA NA PROFILU KRILA **FT-0611** RADI ODVODA KAPLJEVINA I VENTILIRANJA PROZORA

- obrada donjeg pojasa krila /štancanjem/
- obrada okomitih pojasa krila /štancanjem/
- usljed probijenih otvora unutar prozora dolazi do uspostave strujanja zraka i isušivanja mogućih kapljevina



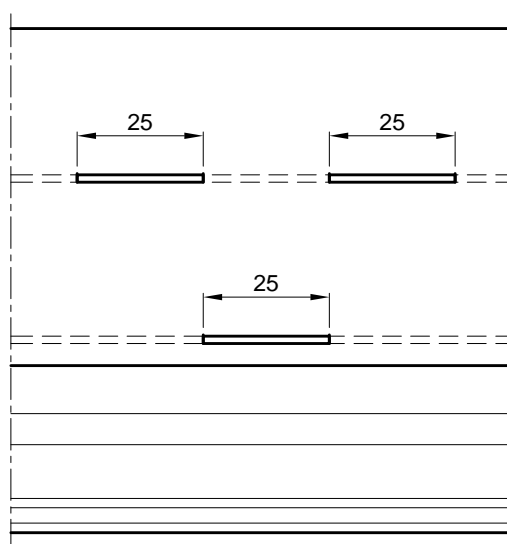
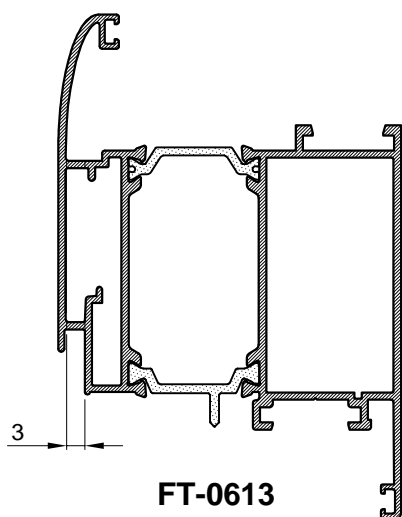


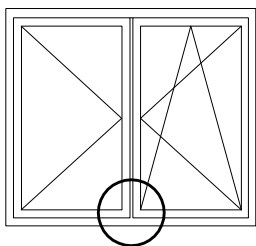


OBRADA ZA JEDNOKRILNI I DVOKRILNI PROZOR

OBRADA NA PROFILU KRILA **FT-0613** RADI ODVODA  
KAPLJEVINA I VENTILIRANJA PROZORA

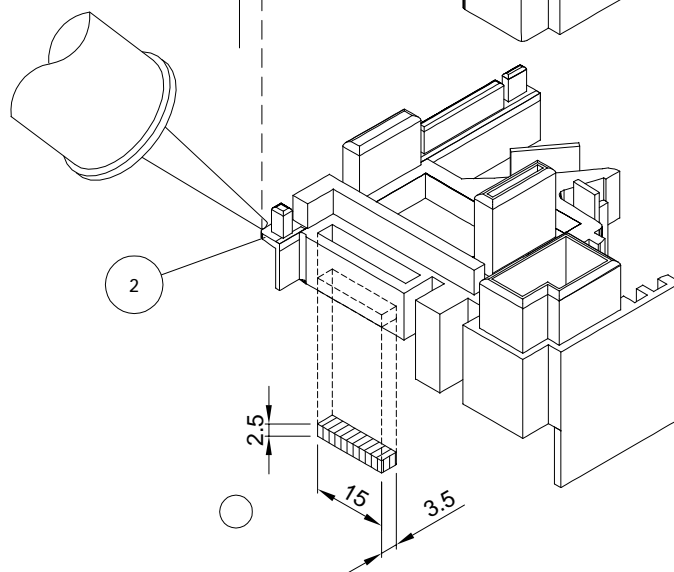
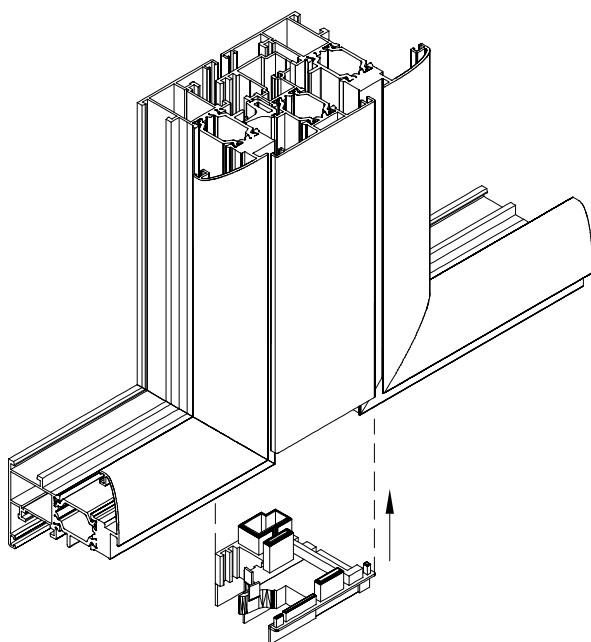
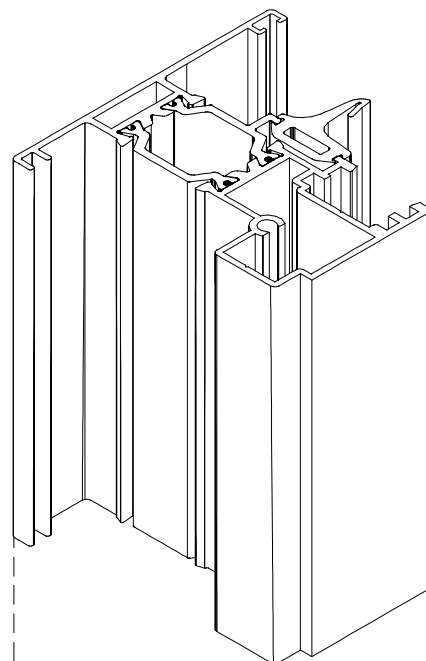
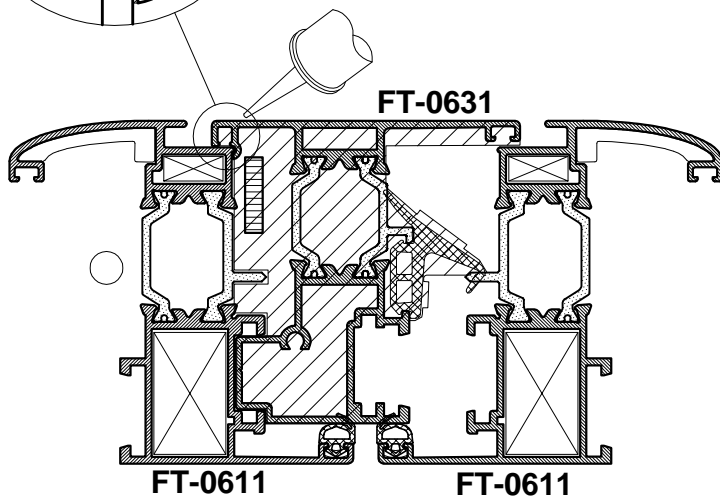
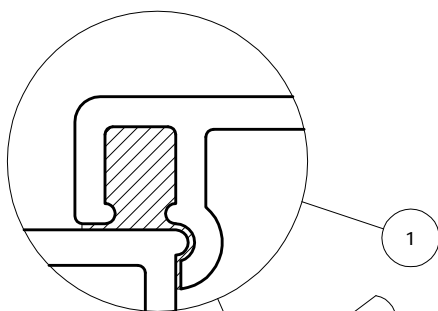
- obrada donjeg pojasa krila /štancanjem i glodanjem/
- obrada okomitih pojasa krila /štancanjem i glodanjem/
- usljed probijenih otvora unutar prozora dolazi do uspostave strujanja zraka i isušivanja mogućih kapljevina

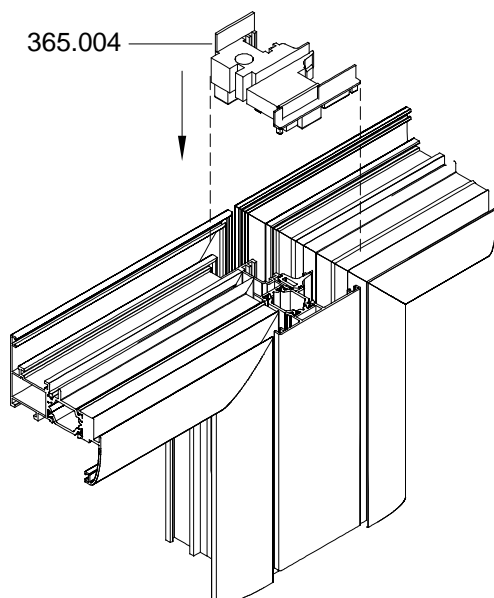
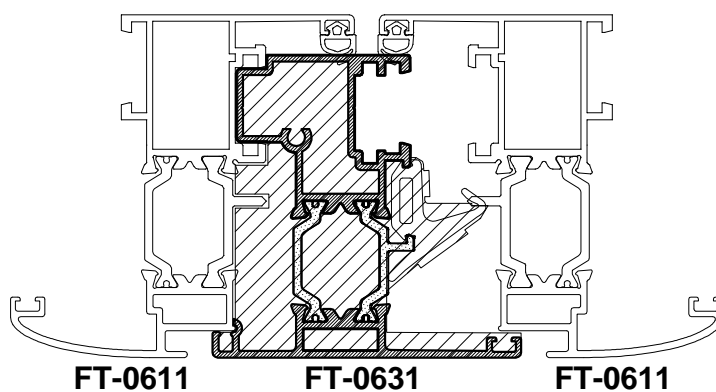
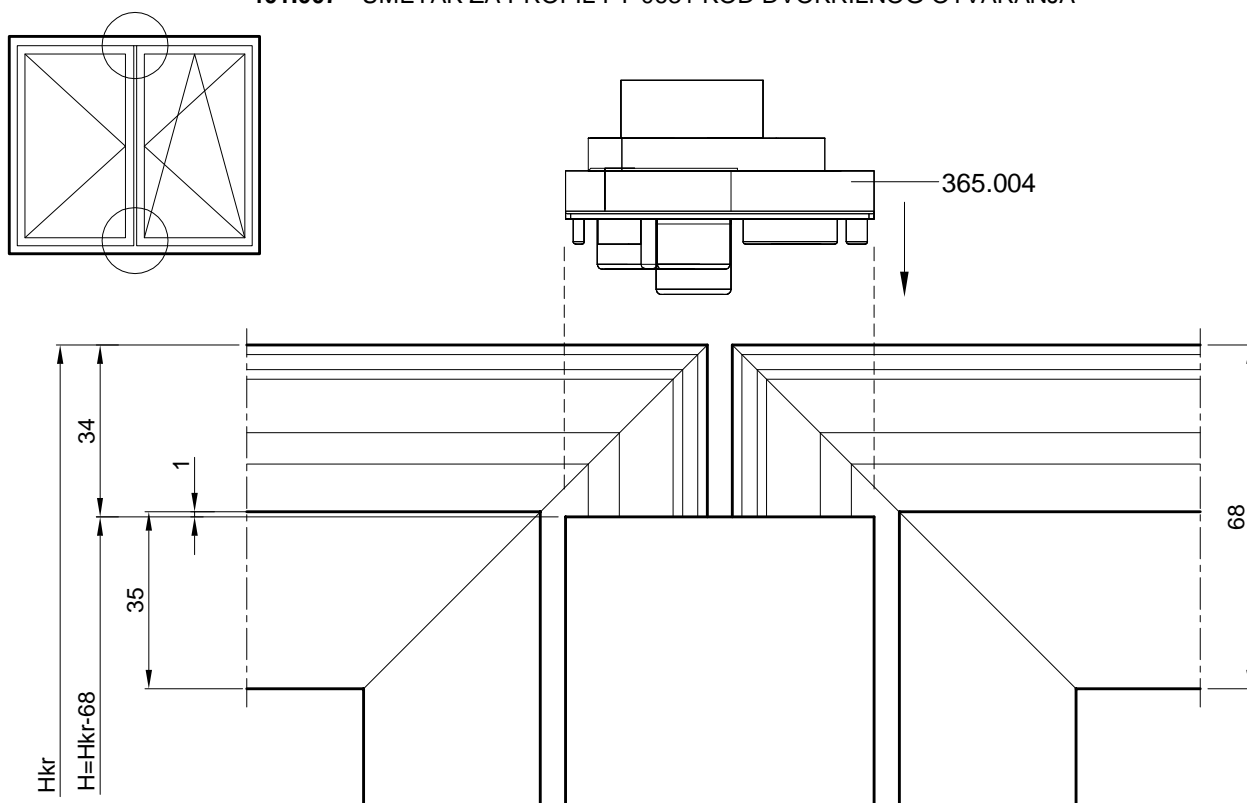




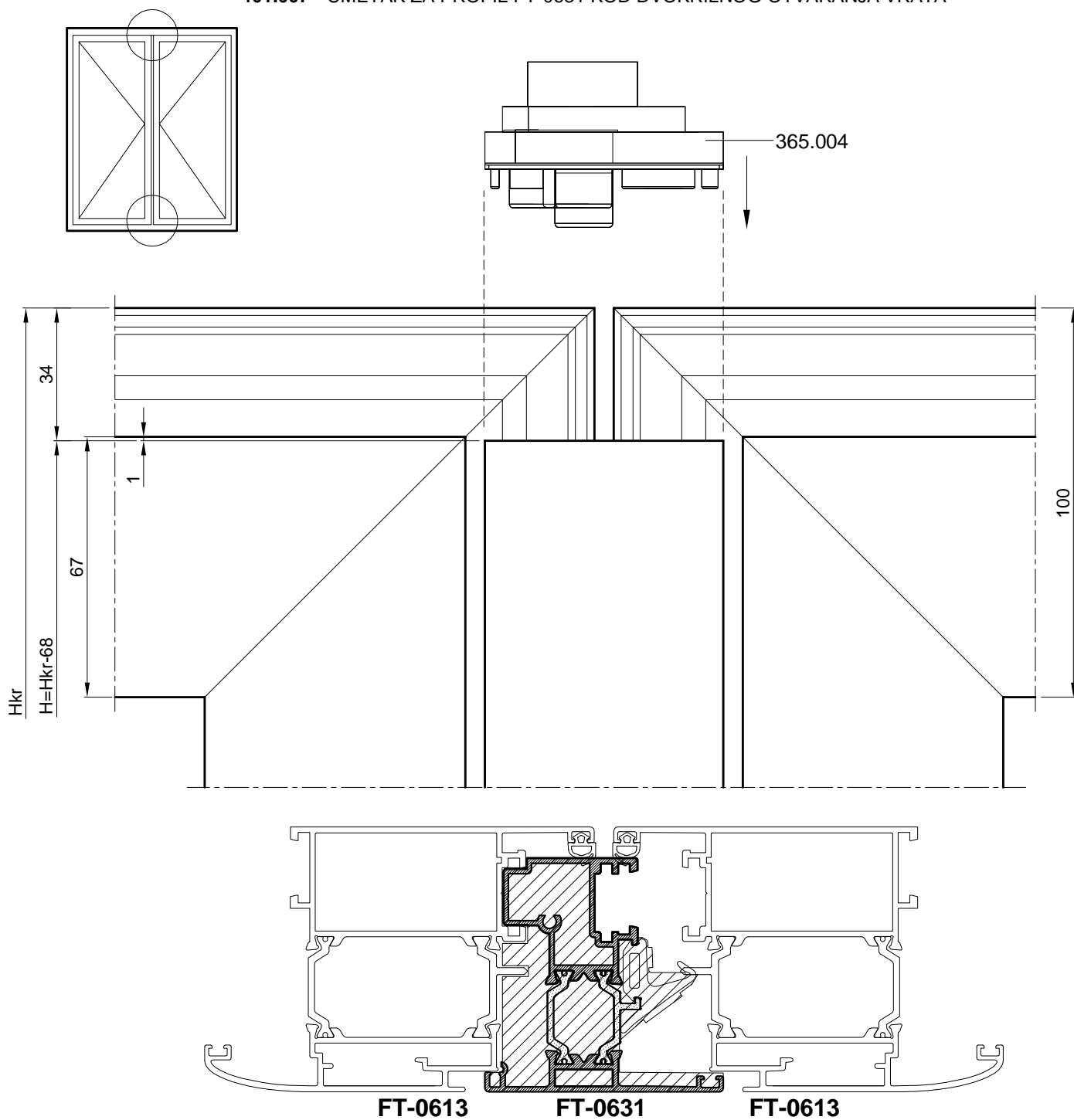
U slučaju korištenja prozora u nepovoljnim vremenskim uvjetima , radi onemogućavanja prodora vode u unutrašnjost, preporučuje se :

1. silikonirati spoj profila krila FT-0611 i profila komb. FT-0631
2. prije ugradnje čepa;
  - izrezati otvor na čepu 15x3.5 na mjestu oslabljenja (A)
  - donji čep silikonirati po rubovima, zapuniti rupu za vijak na njemu te silikonirati dio na al. profilu u koji ulazi čep, od srednje brtve prema unutra
  - nakon ugradnje čepa i vijka ponovno silikonirati otvor za vijak



**401.007 - UMETAK ZA PROFIL FT-0631 KOD DVOKRILNOG OTVARANJA**

**365.004**

- gornji i donji umetak-simetrično
  - materijal:PVC
  - mjera pilanja profila FT-0631
- H=Hkr - 68

**401.007 - UMETAK ZA PROFIL FT-0631 KOD DVOKRILNOG OTVARANJA VRATA**

**365.004**

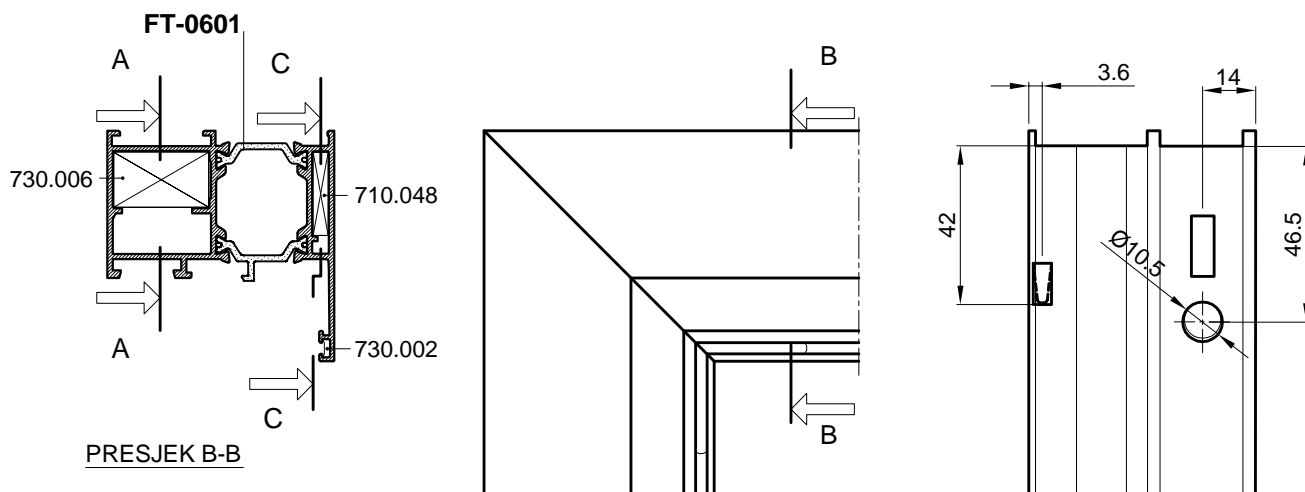
- gornji i donji umetak-simetrično
- materijal:PVC
- mjera pilanja profila FT-0631

H=Hkr - 68

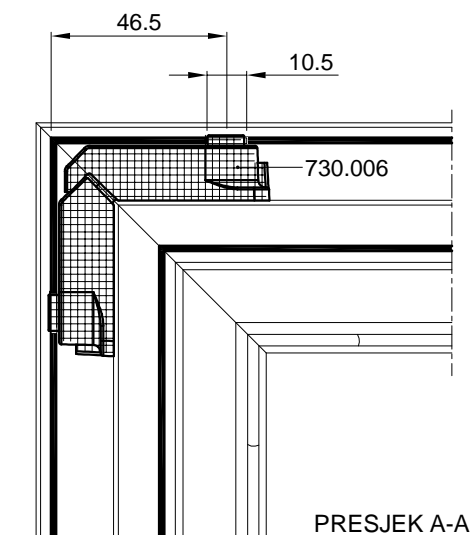
## PRIKAZ KUTNIKA U PROFILIMA

<b>FT-0601</b>		<table border="1"> <tbody> <tr> <td></td> <td>730.006</td> </tr> <tr> <td>①</td> <td>710.033</td> </tr> <tr> <td></td> <td>710.121</td> </tr> <tr> <td>②</td> <td>710.048</td> </tr> <tr> <td>③</td> <td>730.002</td> </tr> </tbody> </table>		730.006	①	710.033		710.121	②	710.048	③	730.002				
	730.006															
①	710.033															
	710.121															
②	710.048															
③	730.002															
<b>FT-0602</b>		<table border="1"> <tbody> <tr> <td></td> <td>730.006</td> </tr> <tr> <td>①</td> <td>710.033</td> </tr> <tr> <td></td> <td>710.121</td> </tr> <tr> <td>④</td> <td>710.041</td> </tr> <tr> <td>③</td> <td>730.002</td> </tr> </tbody> </table>		730.006	①	710.033		710.121	④	710.041	③	730.002				
	730.006															
①	710.033															
	710.121															
④	710.041															
③	730.002															
<b>FT-0603</b>		<table border="1"> <tbody> <tr> <td>⑤</td> <td>710.057</td> </tr> <tr> <td></td> <td>710.058</td> </tr> <tr> <td>②</td> <td>710.048</td> </tr> <tr> <td>③</td> <td>730.002</td> </tr> </tbody> </table>	⑤	710.057		710.058	②	710.048	③	730.002						
⑤	710.057															
	710.058															
②	710.048															
③	730.002															
<b>FT-0611</b>		<table border="1"> <tbody> <tr> <td></td> <td>730.006</td> </tr> <tr> <td>①</td> <td>710.033</td> </tr> <tr> <td></td> <td>710.121</td> </tr> <tr> <td>⑥</td> <td>710.023</td> </tr> <tr> <td>⑦</td> <td>730.004</td> </tr> <tr> <td>⑧</td> <td>730.001</td> </tr> </tbody> </table>		730.006	①	710.033		710.121	⑥	710.023	⑦	730.004	⑧	730.001		
	730.006															
①	710.033															
	710.121															
⑥	710.023															
⑦	730.004															
⑧	730.001															
<b>FT-0613</b>		<table border="1"> <tbody> <tr> <td>④</td> <td>710.063</td> </tr> <tr> <td></td> <td>710.064</td> </tr> <tr> <td>⑩</td> <td>710.042</td> </tr> <tr> <td>⑦</td> <td>730.004</td> </tr> <tr> <td>⑧</td> <td>730.001</td> </tr> </tbody> </table>	④	710.063		710.064	⑩	710.042	⑦	730.004	⑧	730.001				
④	710.063															
	710.064															
⑩	710.042															
⑦	730.004															
⑧	730.001															

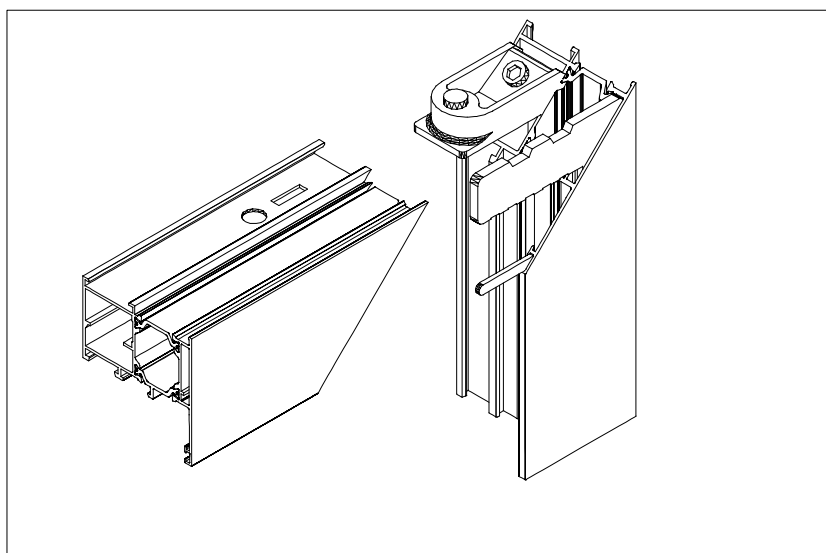
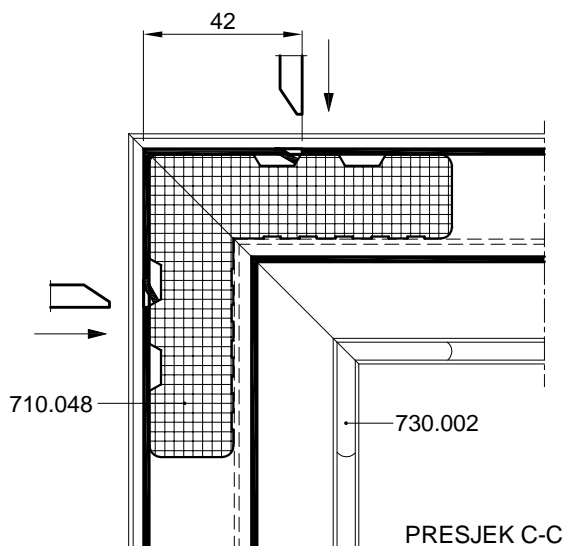
SPAJANJE PROFILA FT-0601; KUTNICIMA; 730.006, 710.048



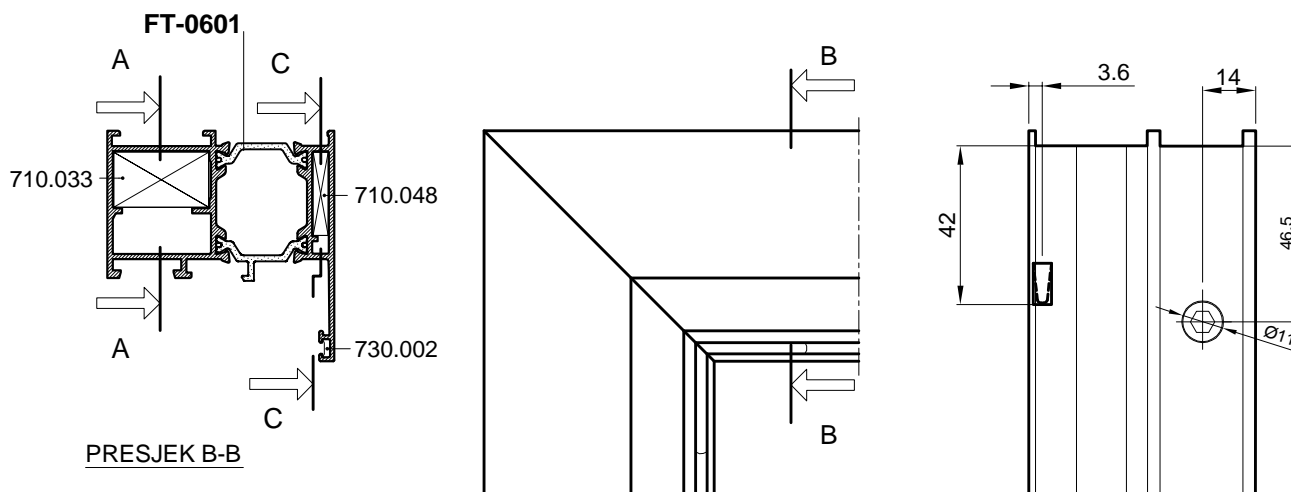
Spajanje kutnikom 730.006 s predobradom štancanja



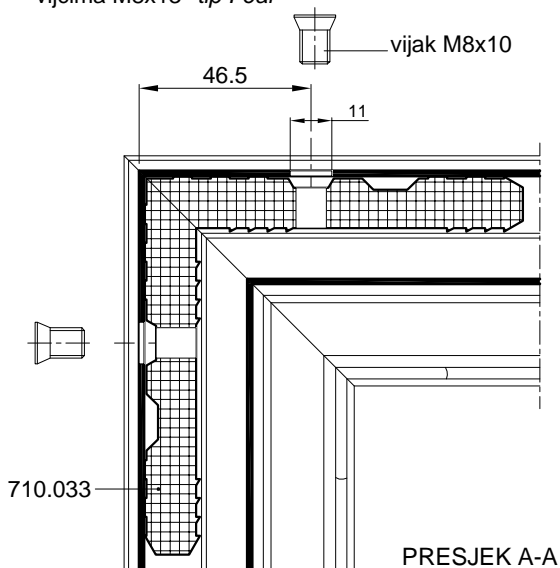
Spajanje kutnikom 710.048 uprešavanjem stijenke profila prema kutniku



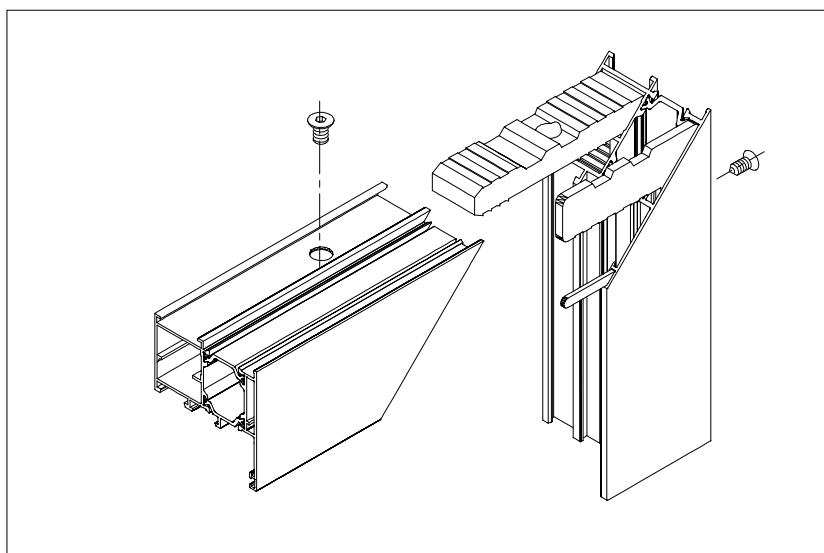
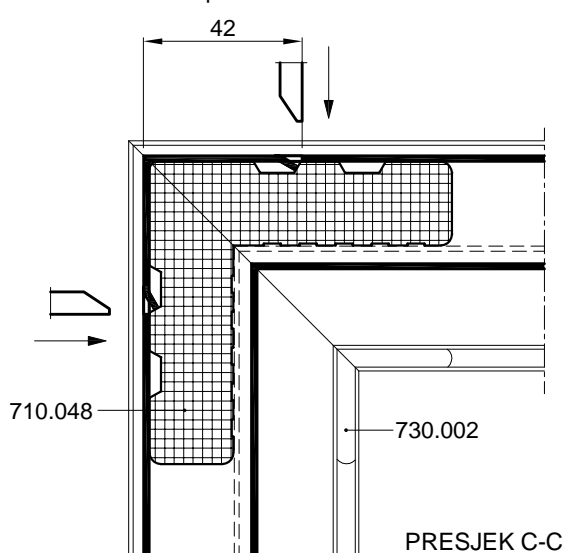
SPAJANJE PROFILA FT-0601; KUTNICIMA; 710.033, 710.048



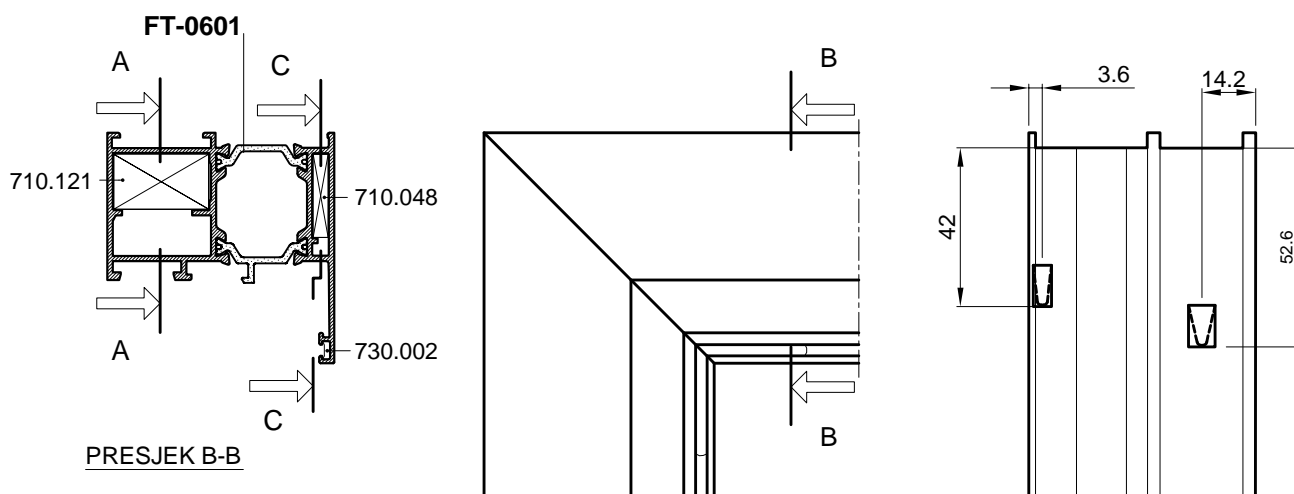
Spajanje kutnikom 710.033 vijcima M8x13 -tip Feal



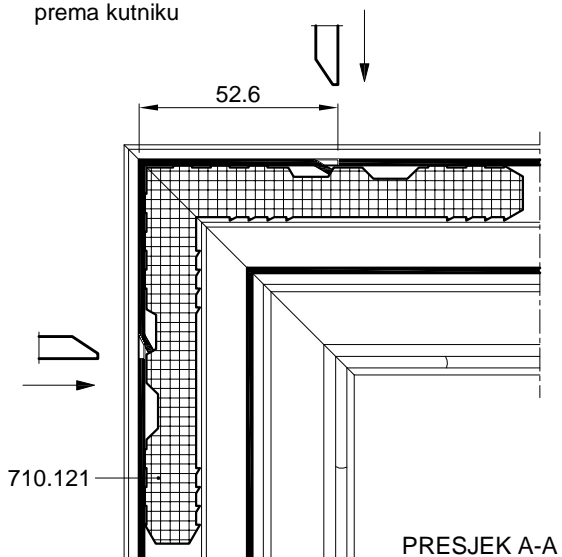
Spajanje kutnikom 710.048 uprešavanjem stijenke profila prema kutniku



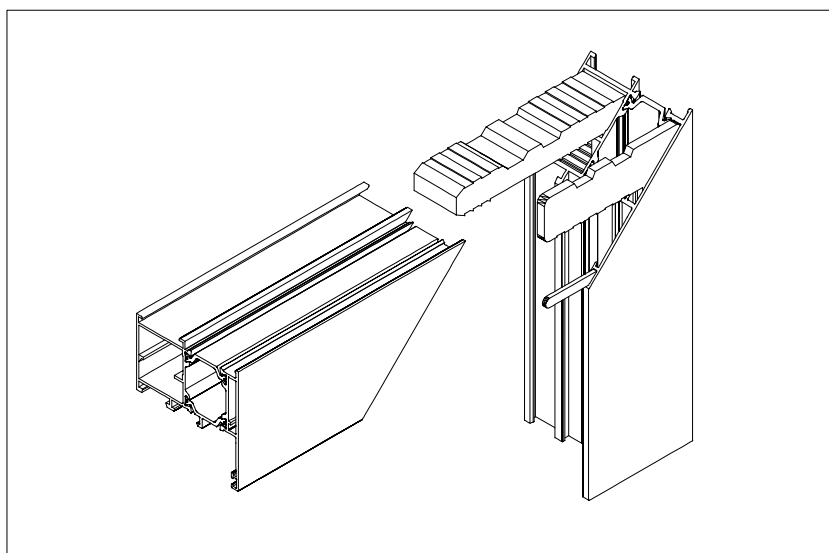
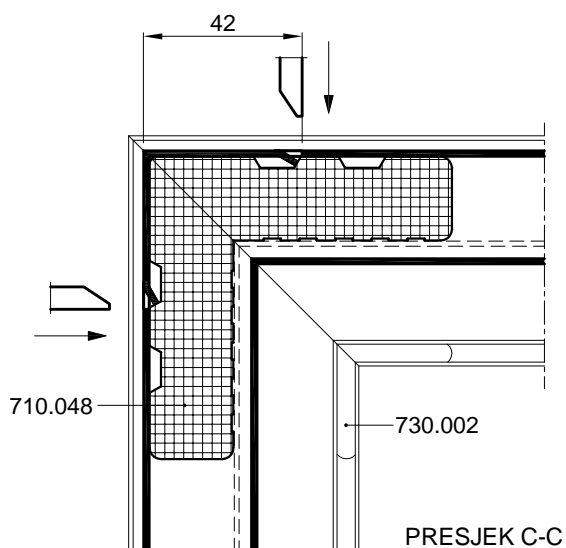
SPAJANJE PROFILA FT-0601; KUTNICIMA; 710.033, 710.121



Spajanje kutnikom 710.121  
uprešavanjem stijenke profila  
prema kutniku

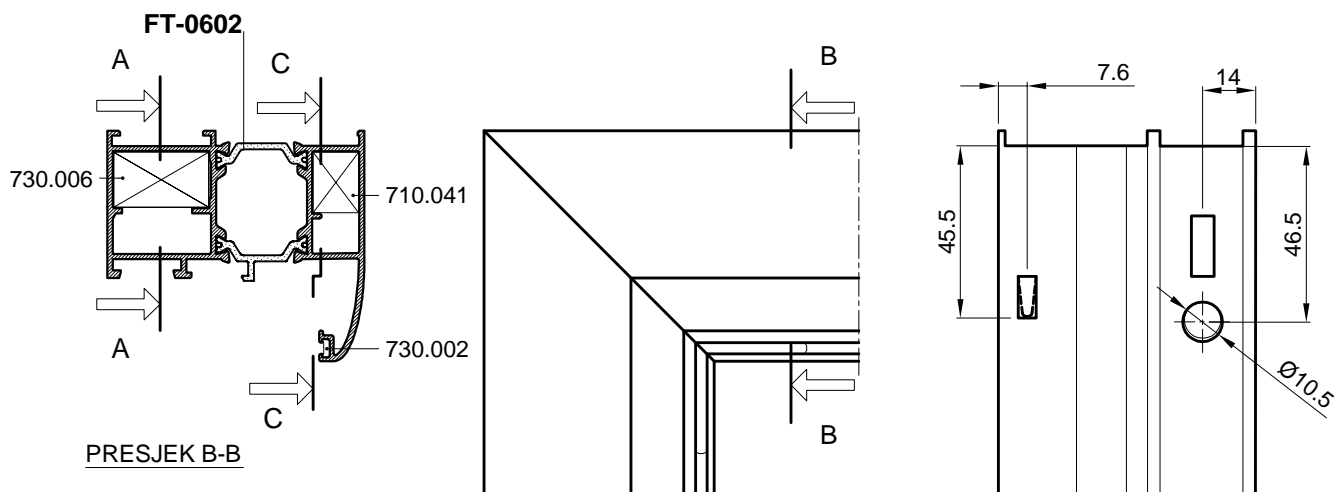
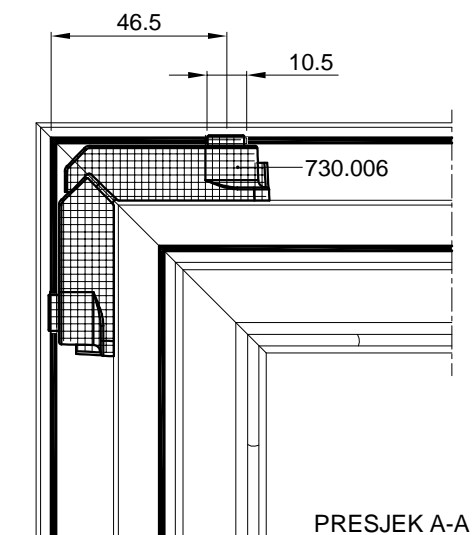
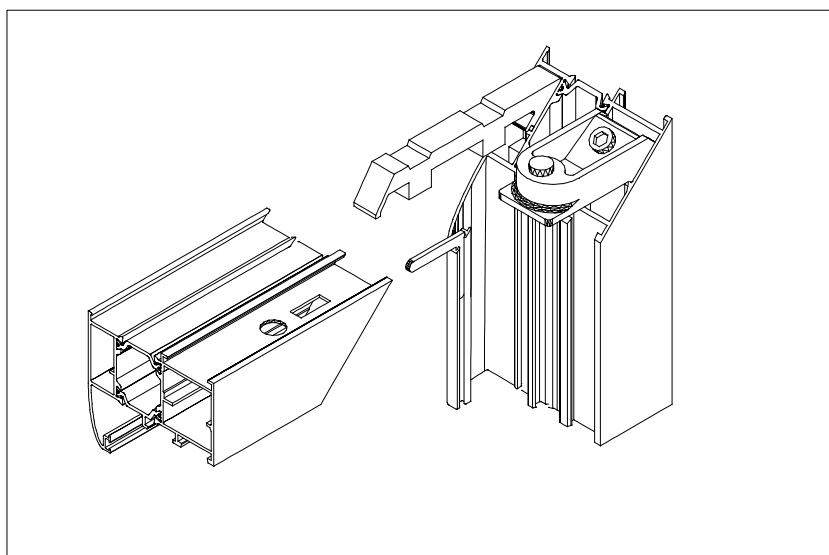
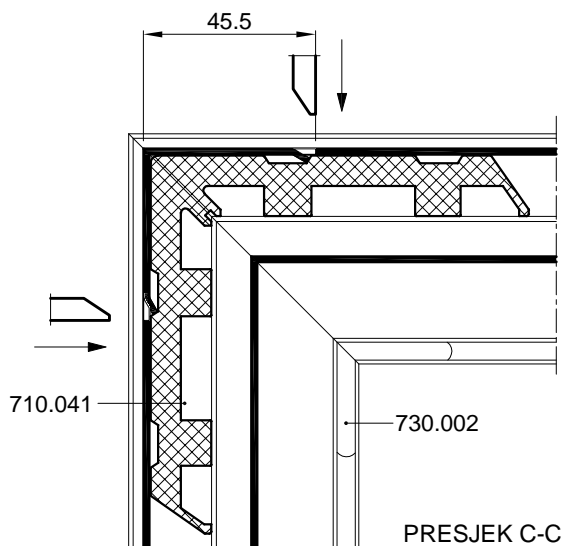


Spajanje kutnikom 710.048  
uprešavanjem stijenke profila  
prema kutniku

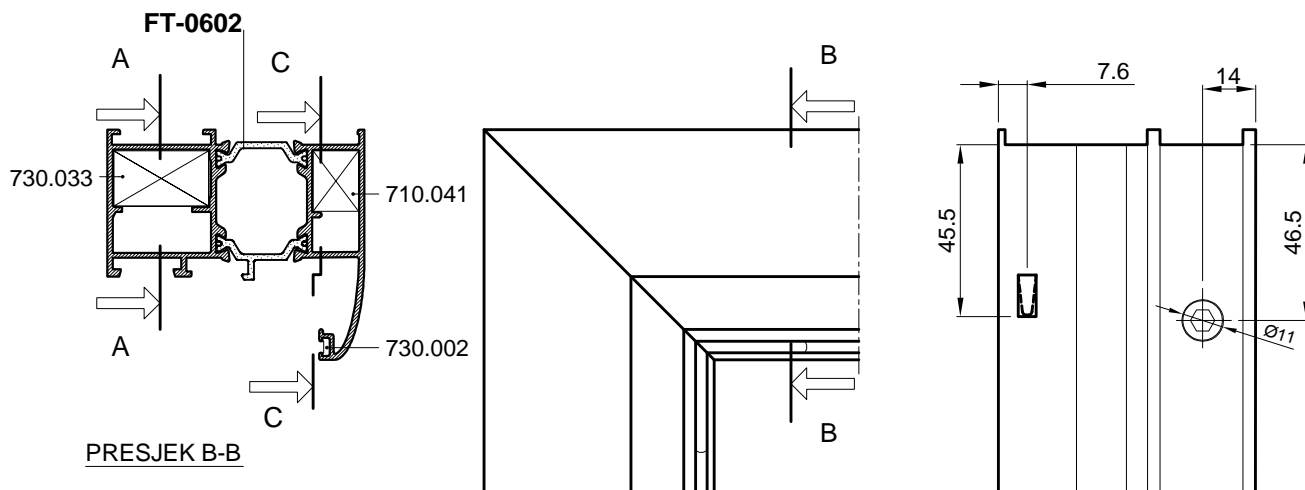




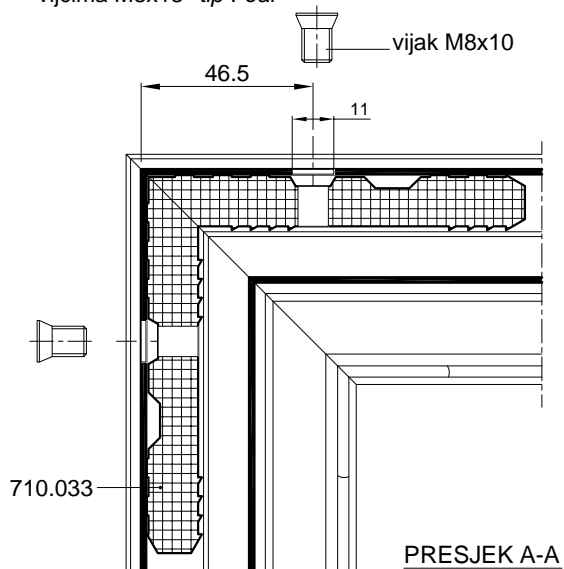
## SPAJANJE PROFILA FT-0602; KUTNICIMA; 730.006, 710.041


 Spajanje kutnikom 730.006  
s predobradom štancanja

 Spajanje kutnikom 710.041  
uprešavanjem stijenke profila  
prema kutniku


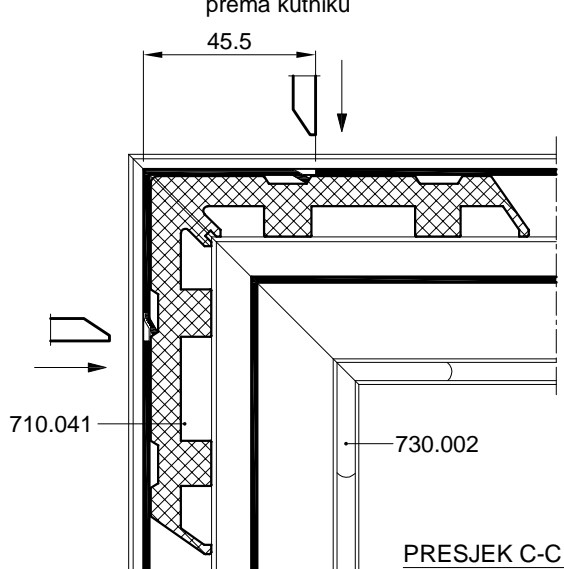
## SPAJANJE PROFILA FT-0602; KUTNICIMA; 710.033, 710.041



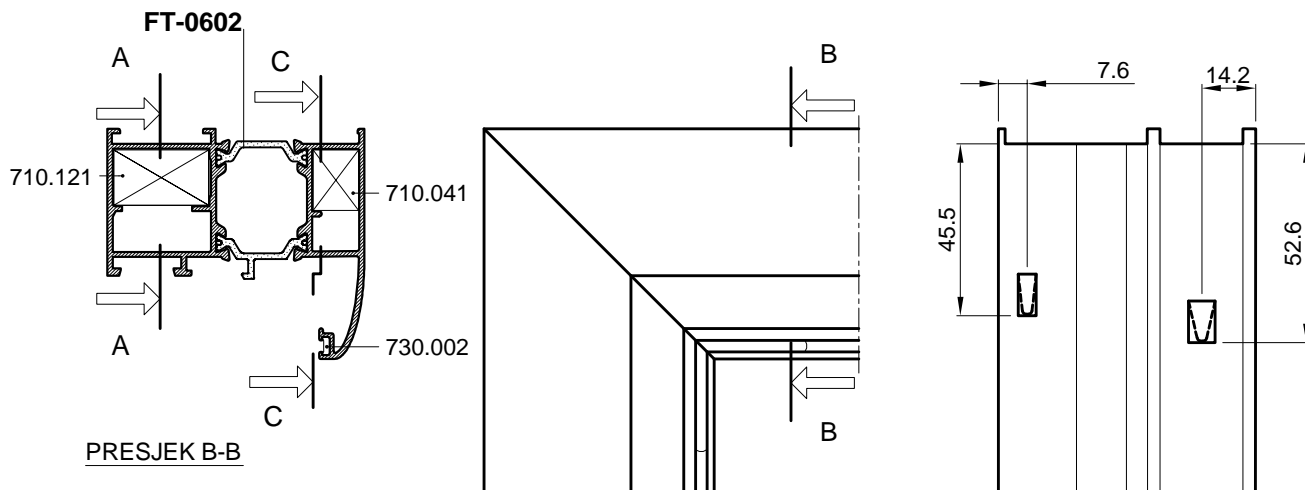
Spajanje kutnikom 710.033  
vijcima M8x13 -tip Feal



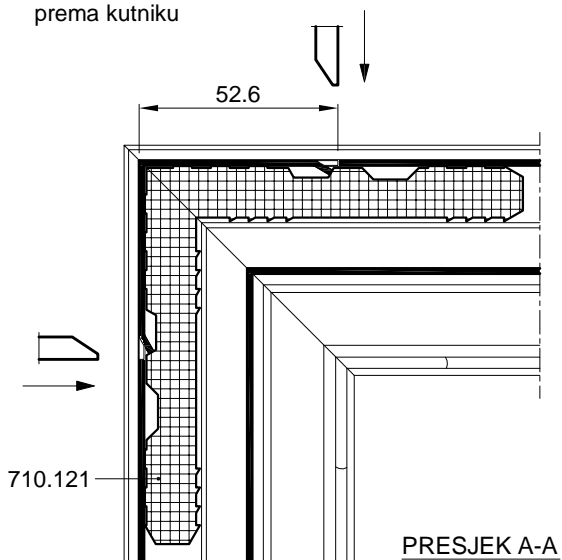
Spajanje kutnikom 710.041  
uprešavanjem stijenke profila  
prema kutniku



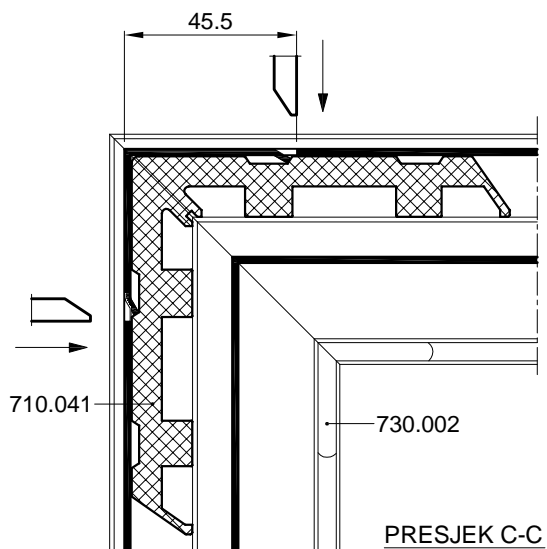
## SPAJANJE PROFILA FT-0602; KUTNICIMA; 710.121, 710.041



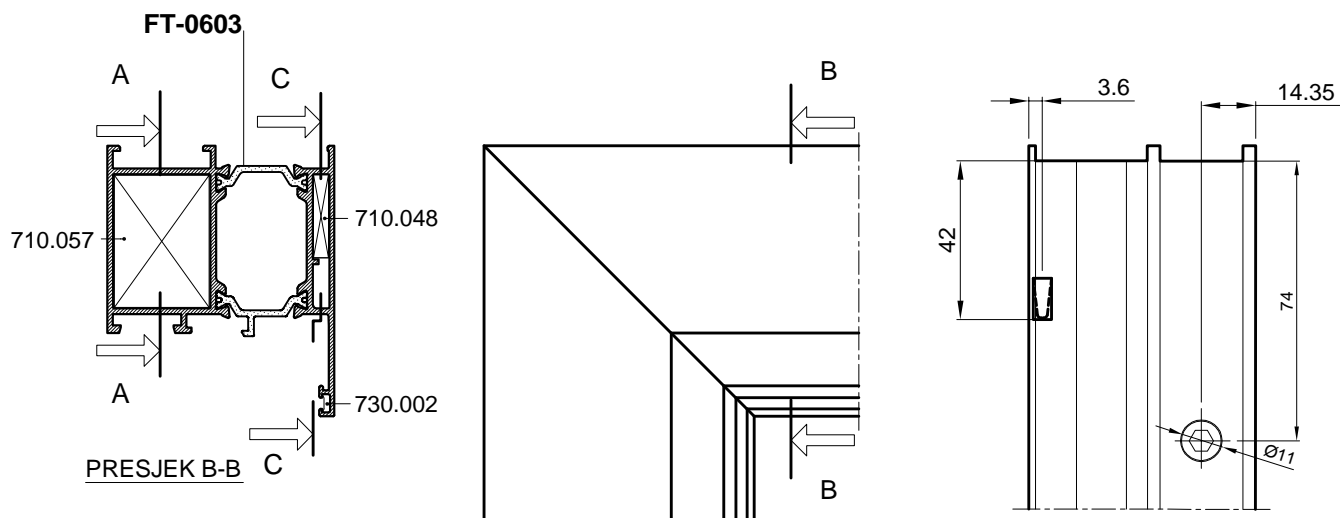
Spajanje kutnikom 710.121  
 uprešavanjem stijenke profila  
 prema kutniku



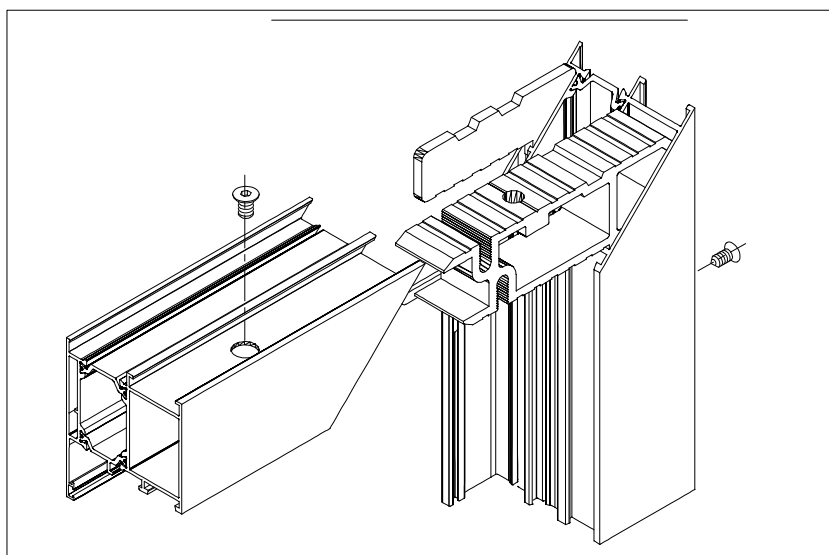
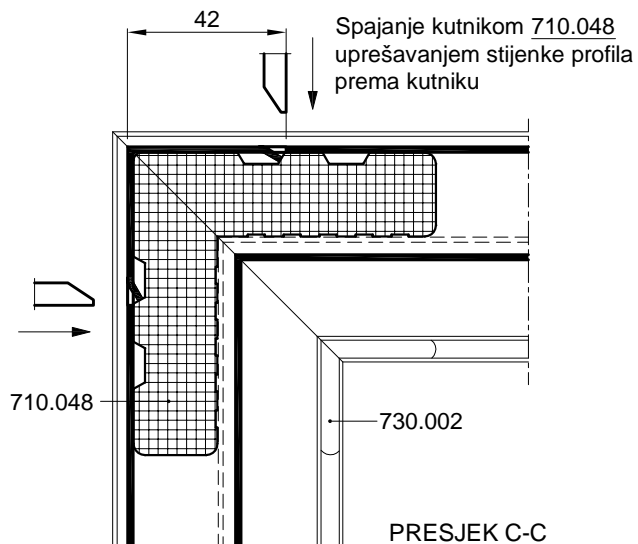
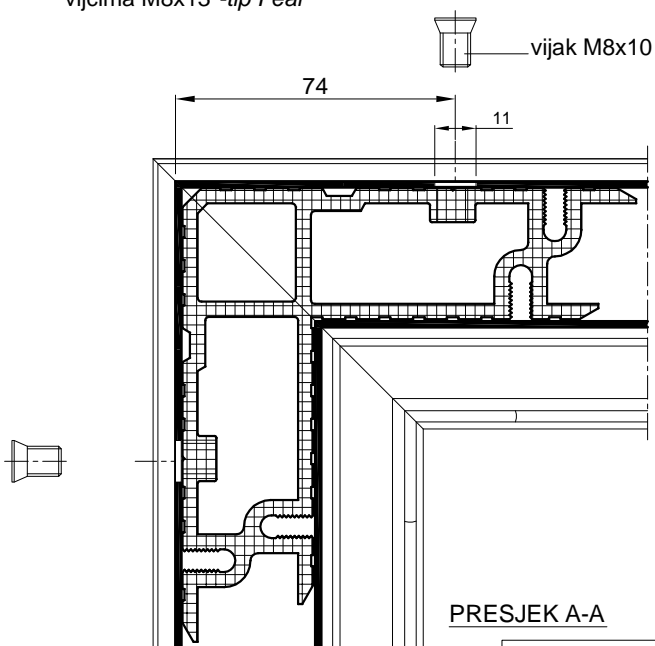
Spajanje kutnikom 710.041  
 uprešavanjem stijenke profila  
 prema kutniku



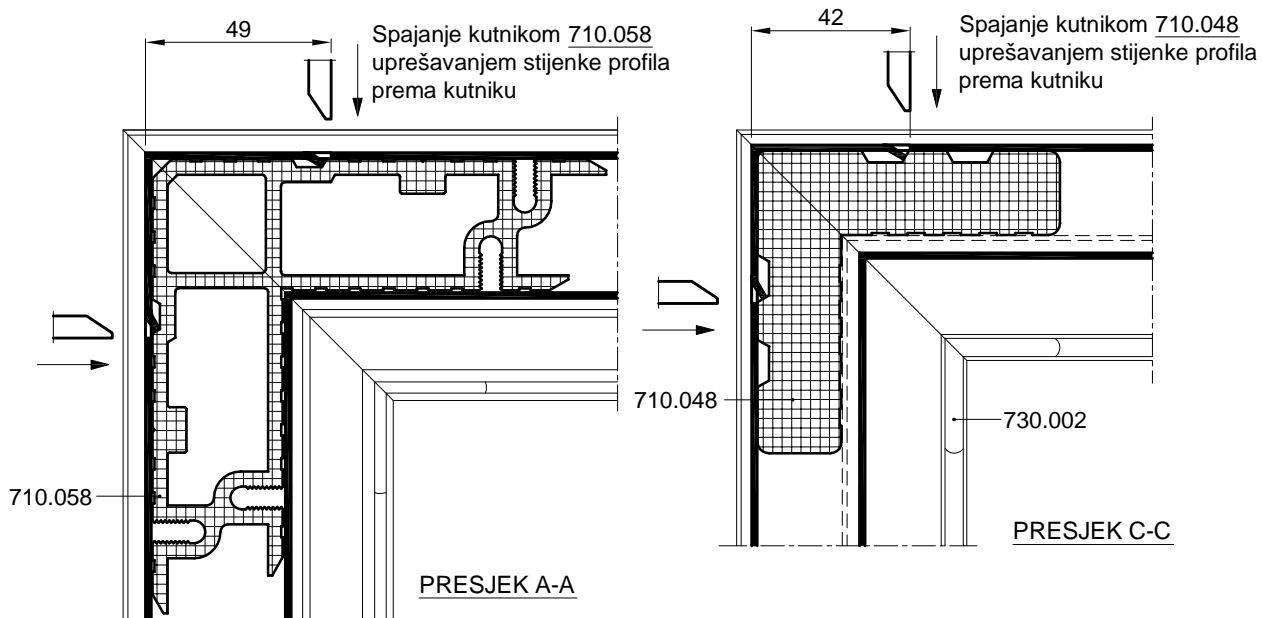
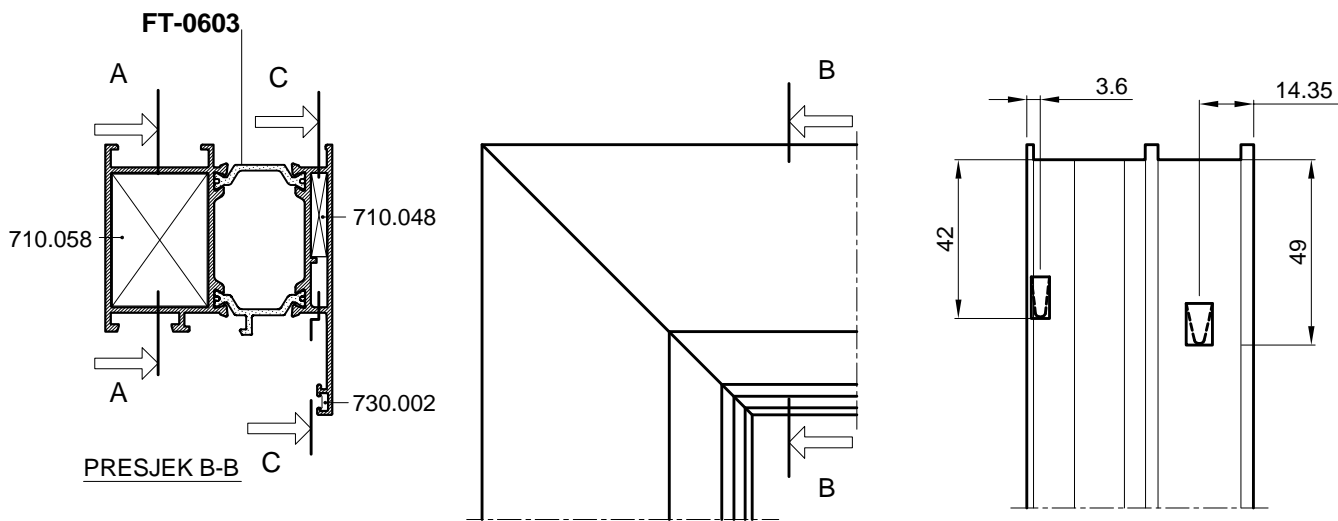
## SPAJANJE PROFILA FT-0603; KUTNICIMA; 710.057, 710.048



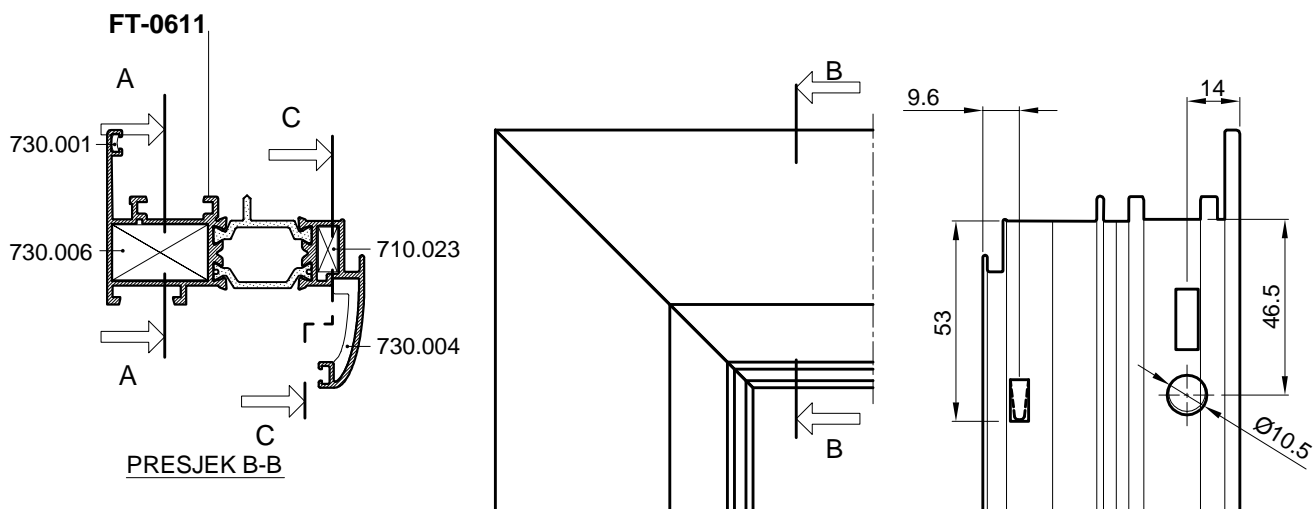
Spajanje kutnikom 710.057  
vijcima M8x13 -tip Feal



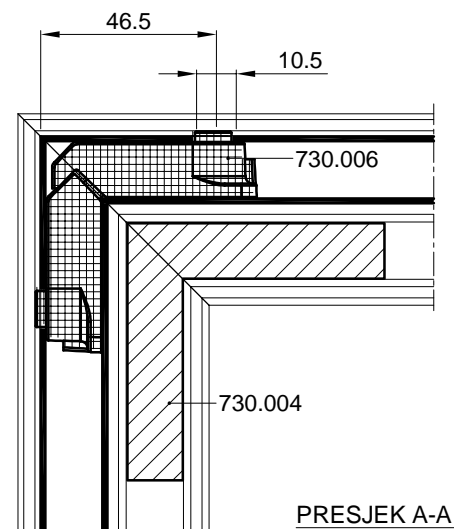
**SPAJANJE PROFILA FT-0603; KUTNICIMA; 710.058, 710.048**



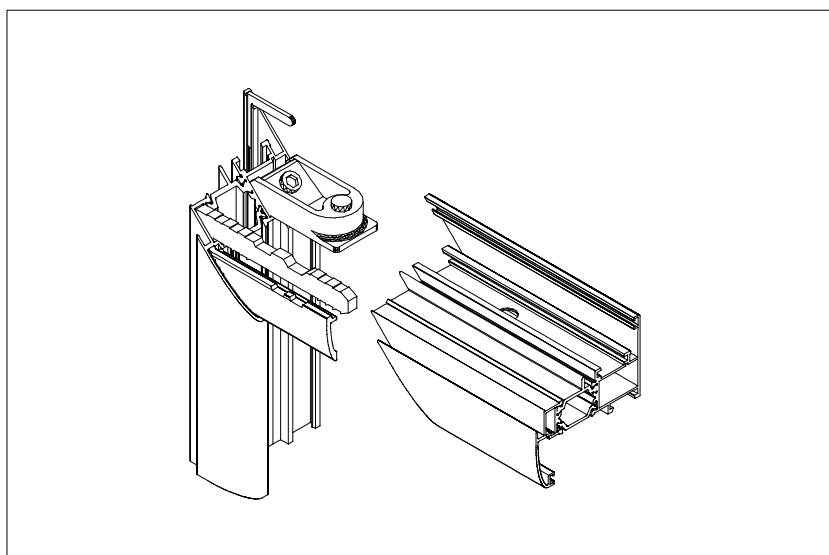
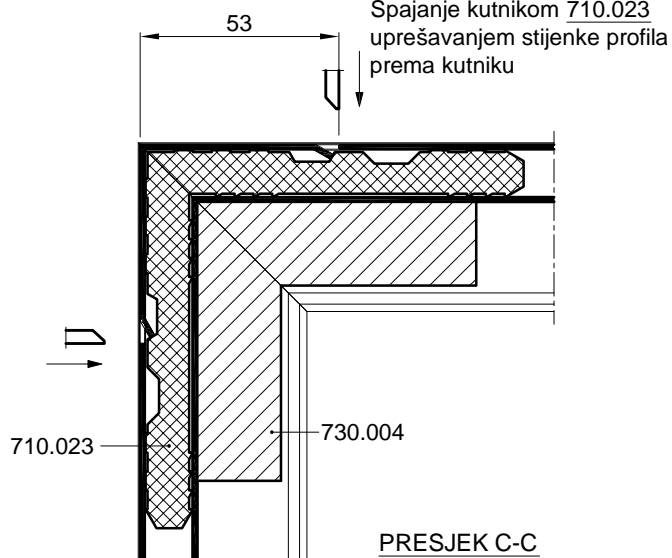
## SPAJANJE PROFILA FT-0611; KUTNICIMA; 730.006, 710.023



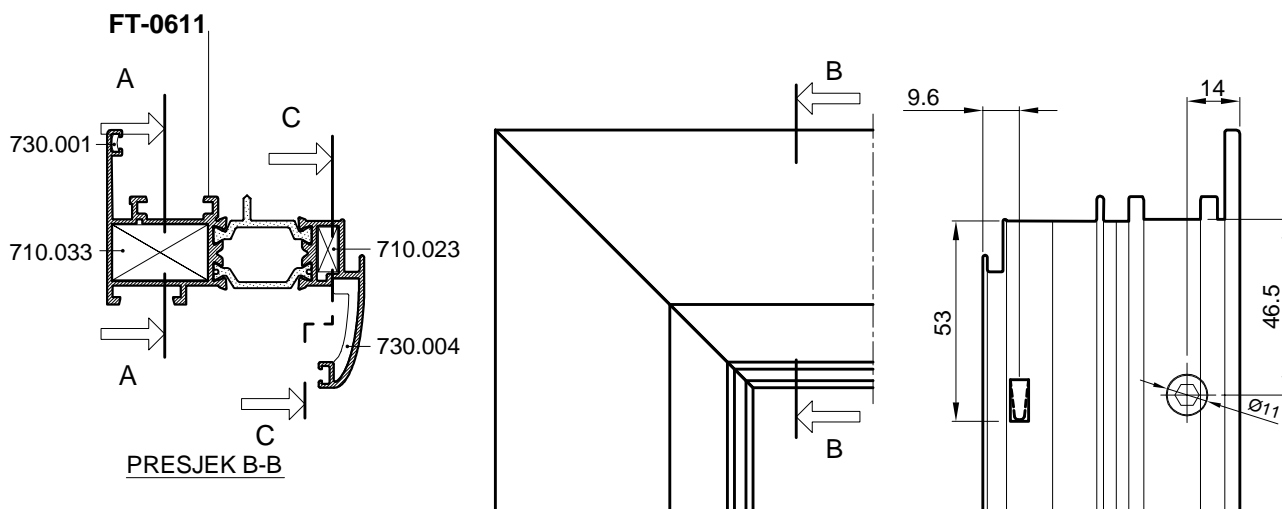
Spajanje kutnikom 730.006  
s predobradom štancanja



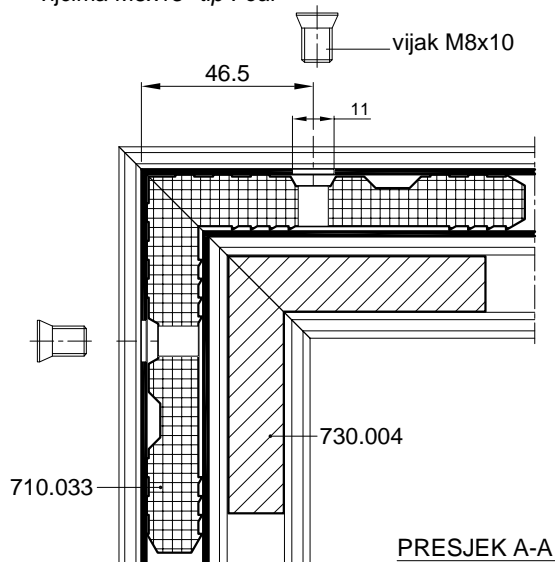
Spajanje kutnikom 710.023  
uprešavanjem stijenke profila  
prema kutniku



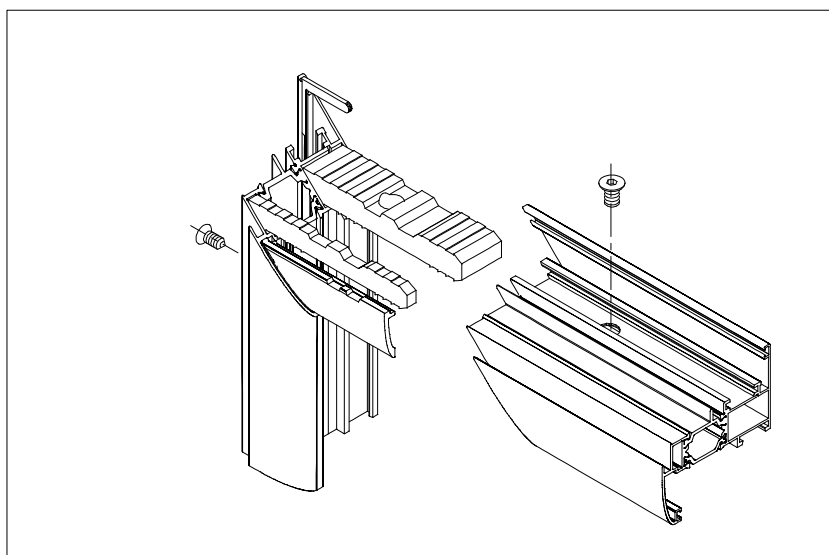
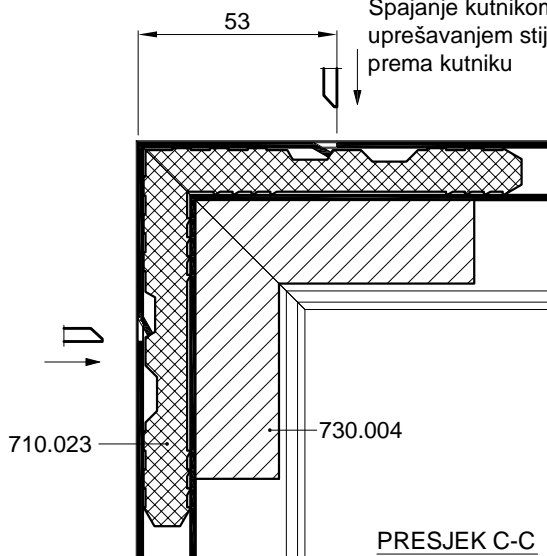
SPAJANJE PROFILA FT-0611; KUTNICIMA; 710.033, 710.023



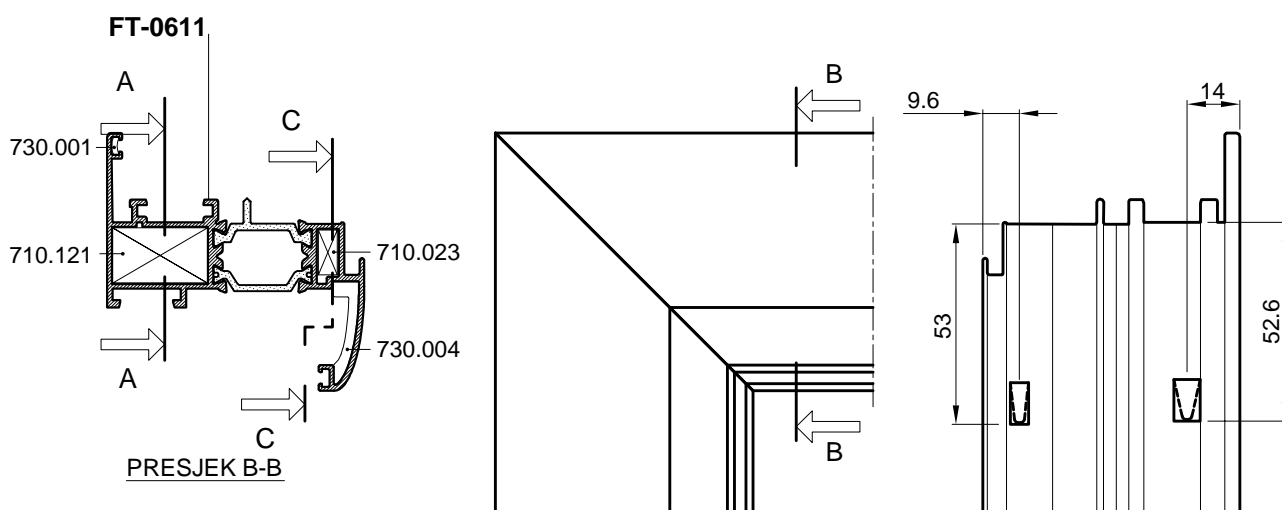
Spajanje kutnikom 710.033 vijcima M8x13 -tip Feal



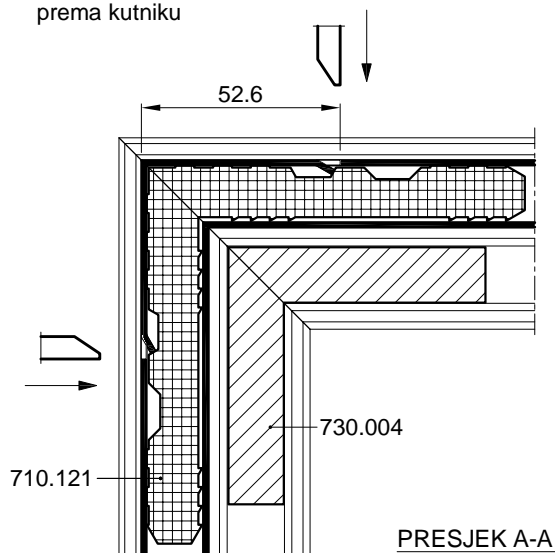
Spajanje kutnikom 710.023 uprešavanjem stijenke profila prema kutniku



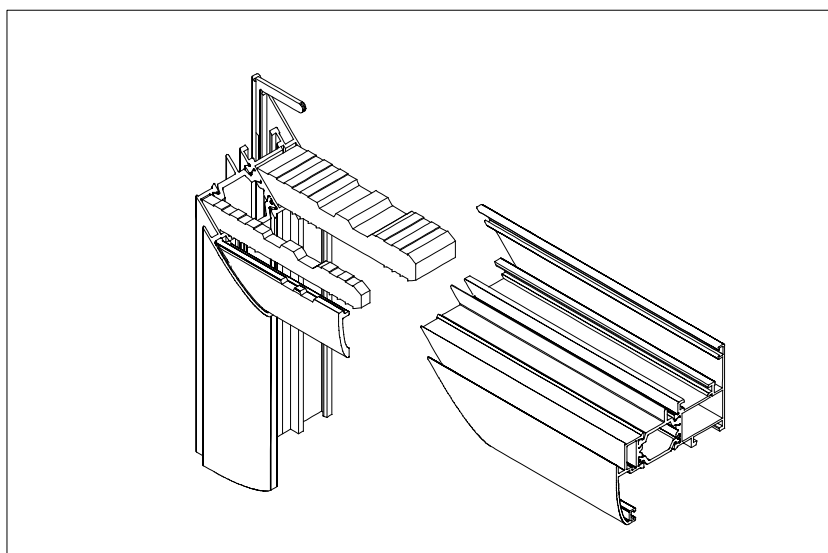
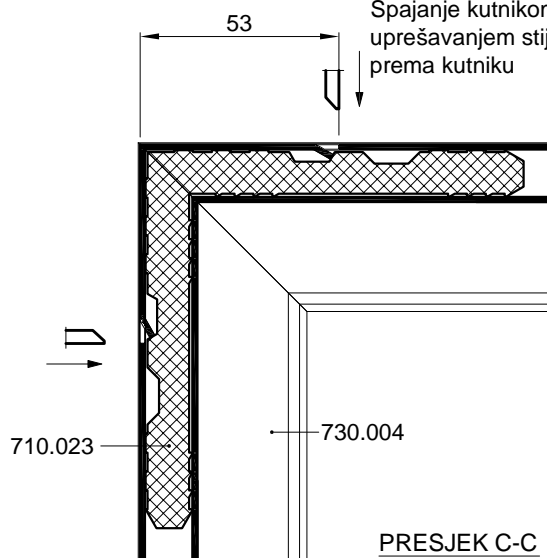
## SPAJANJE PROFILA FT-0611; KUTNICIMA; 710.121, 710.023



Spajanje kutnikom 710.121  
uprešavanjem stijenke profila  
prema kutniku

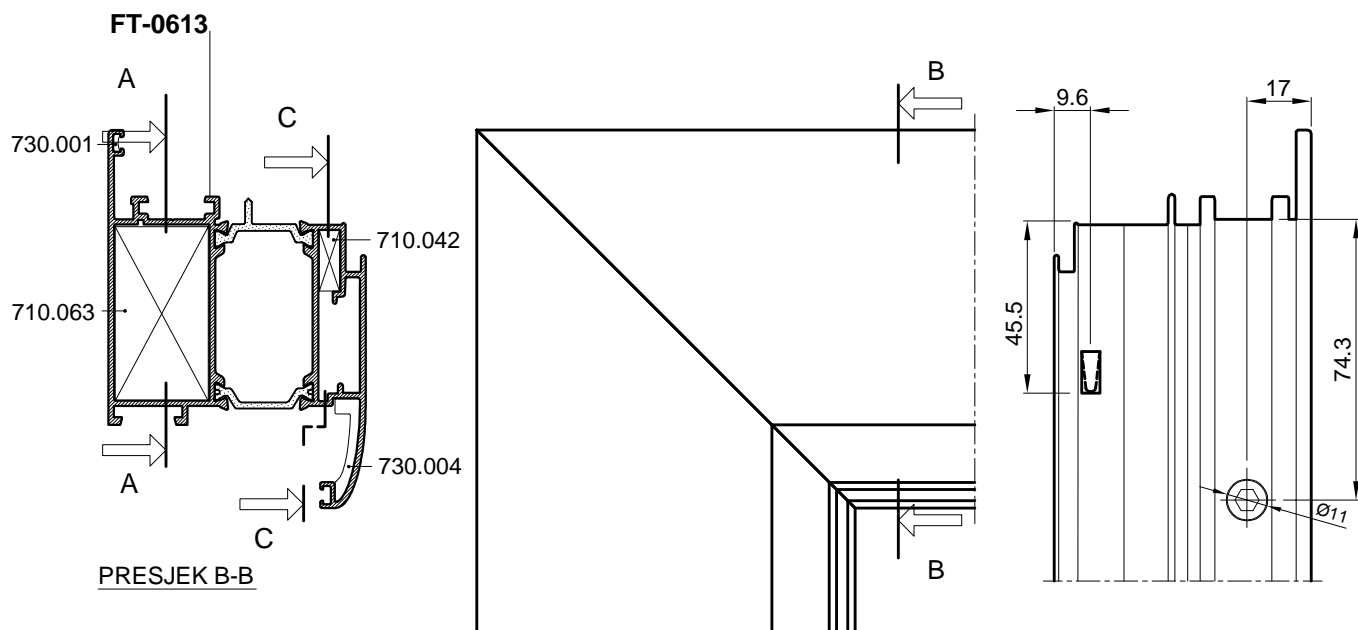


Spajanje kutnikom 710.023  
uprešavanjem stijenke profila  
prema kutniku

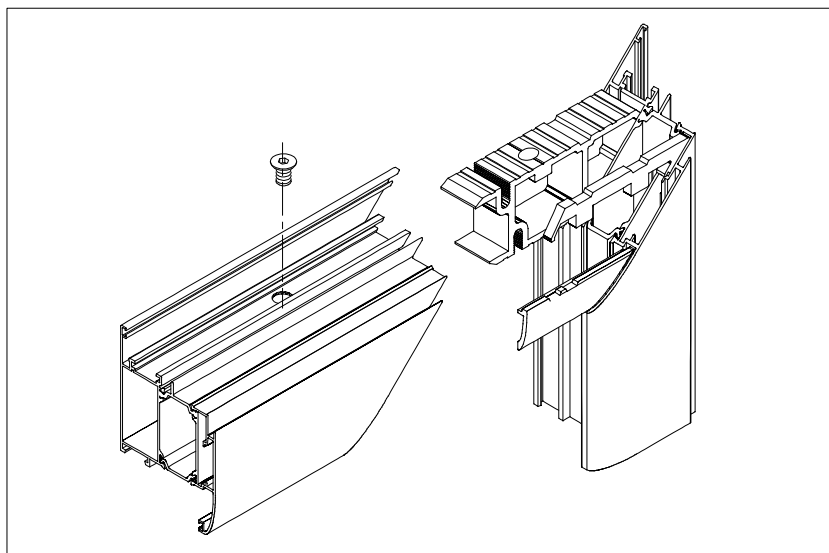
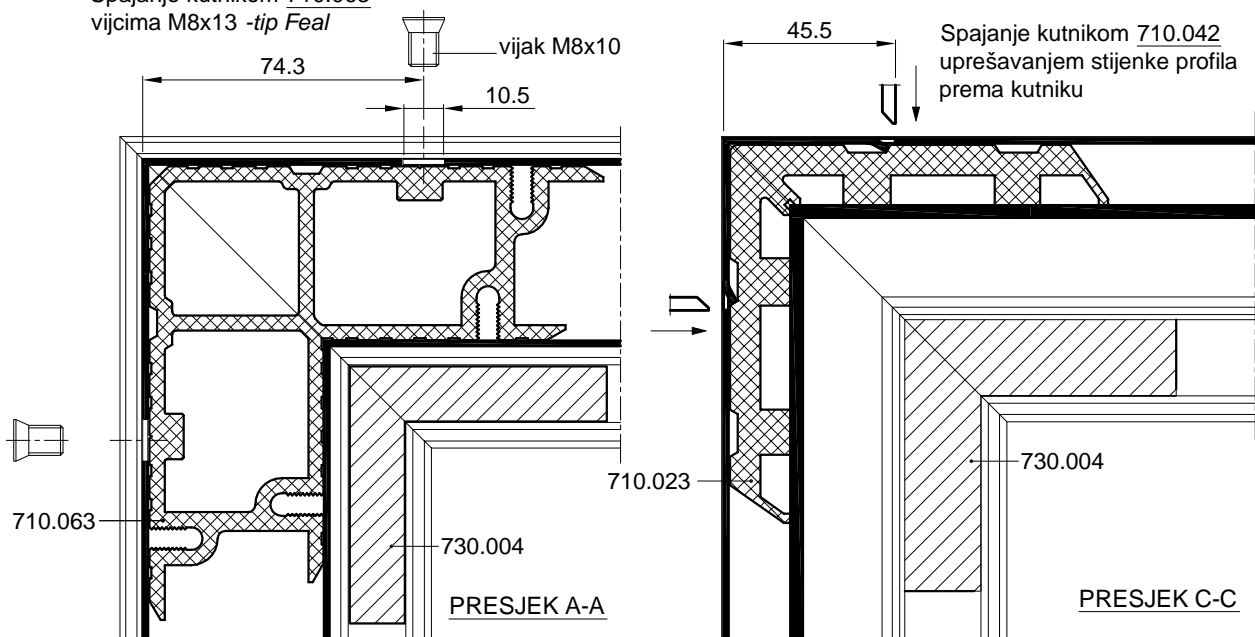




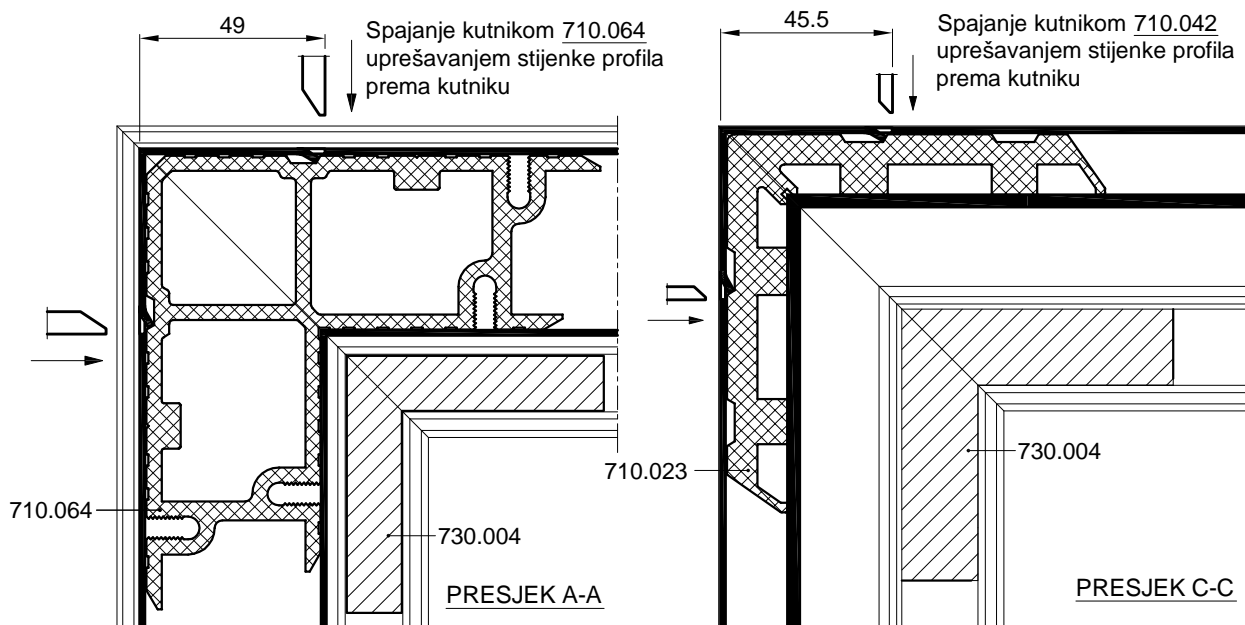
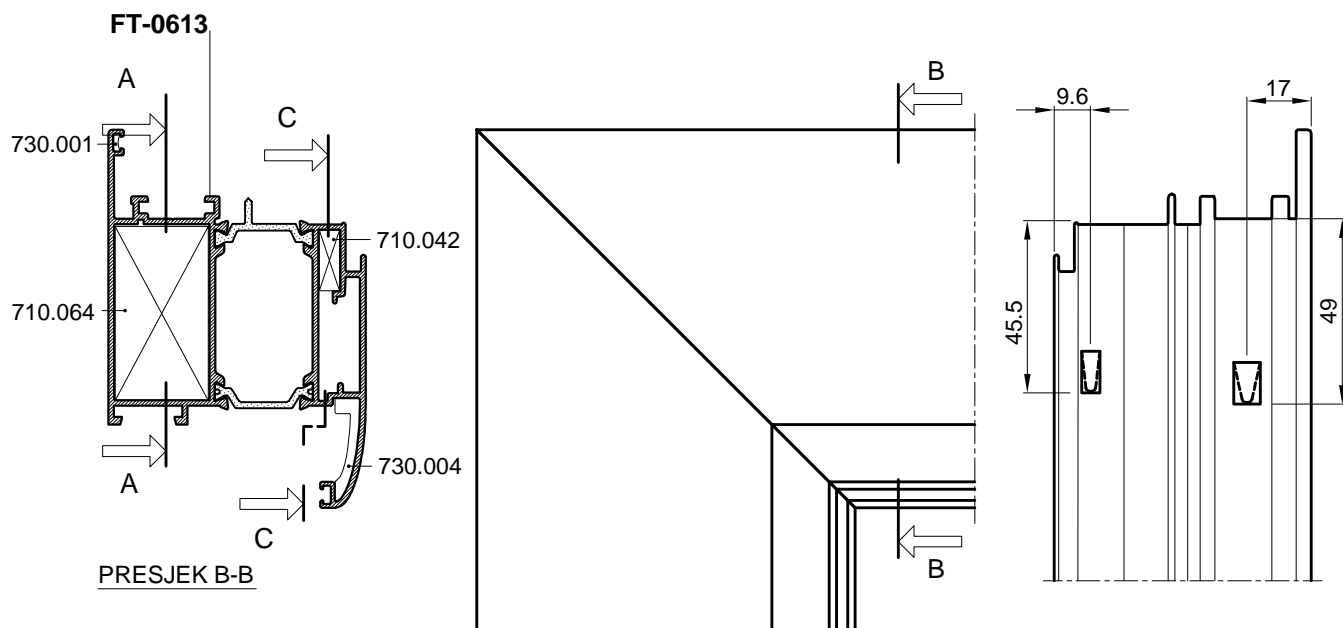
## SPAJANJE PROFILA FT-0613; KUTNICIMA; 710.063, 710.042



Spajanje kutnikom 710.063 vijcima M8x13 -tip Feal

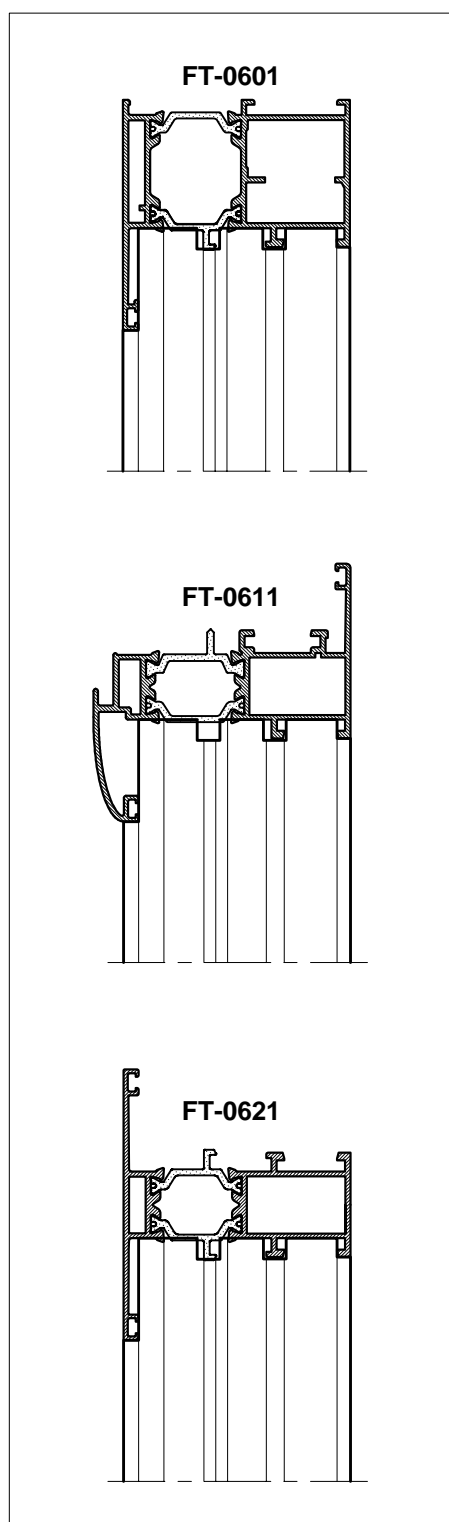
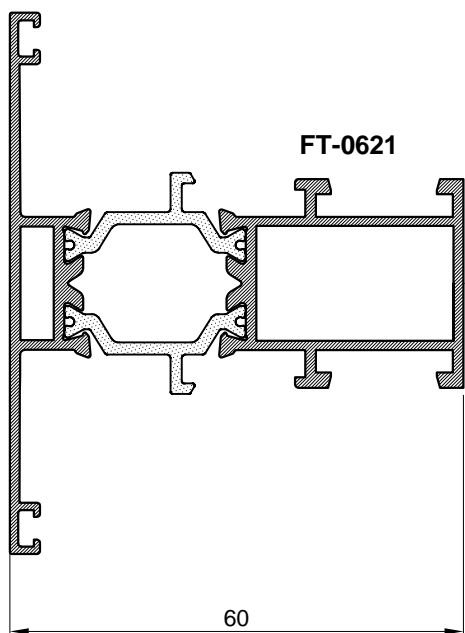
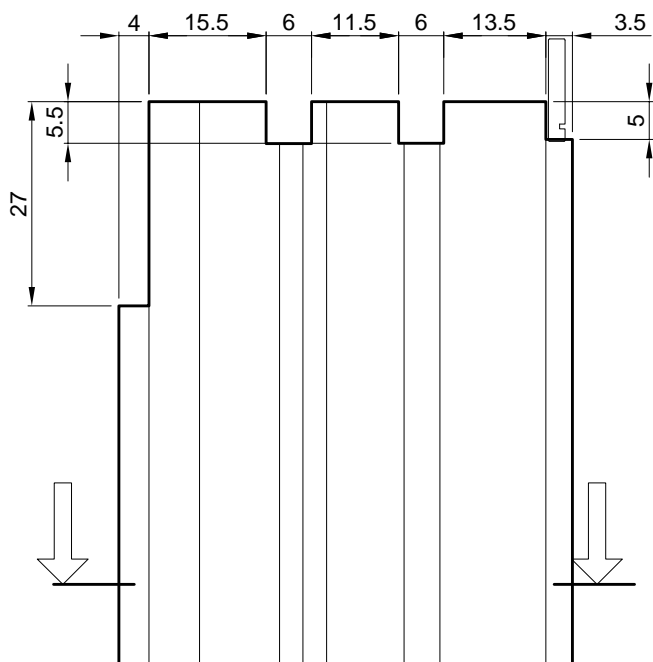


**SPAJANJE PROFILA FT-0613; KUTNICIMA; 710.064, 710.042**



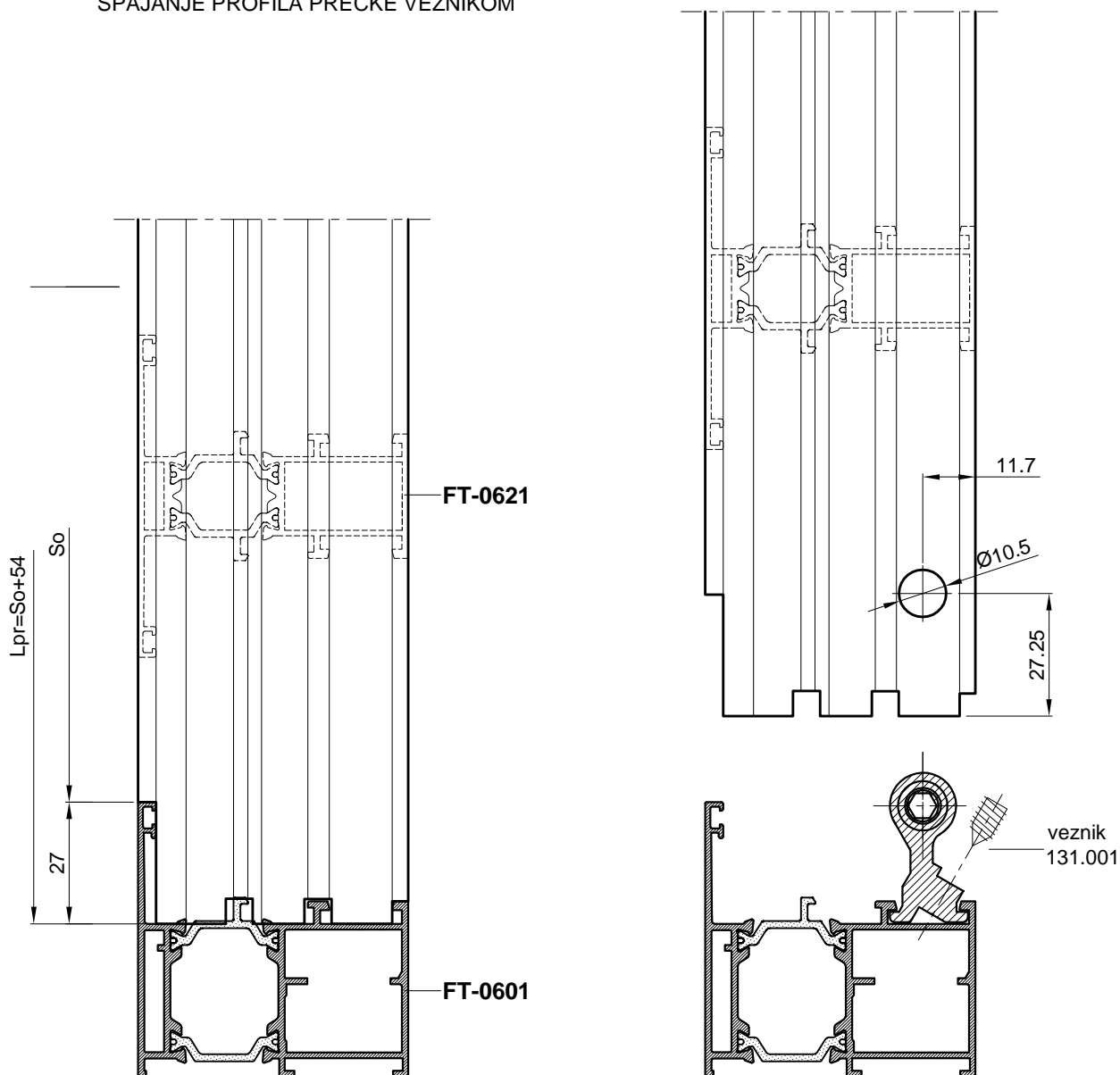
OBRADA PROFILA PREČKE **FT-0621**

PREMA PROFILIMA KRILA I RAMA I PREČKE



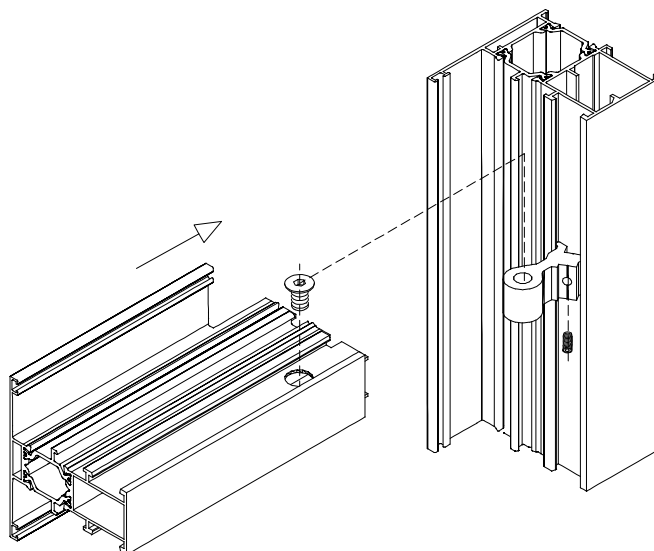
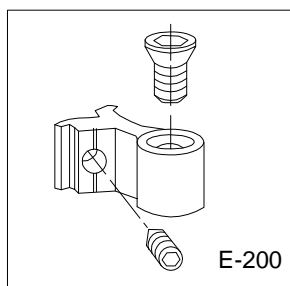
365.004 - UMETAK ZA PROFIL FT-0631 KOD DVOKRILNOG OTVARANJA VRATA

SPAJANJE PROFILA PREČKE VEZNIKOM



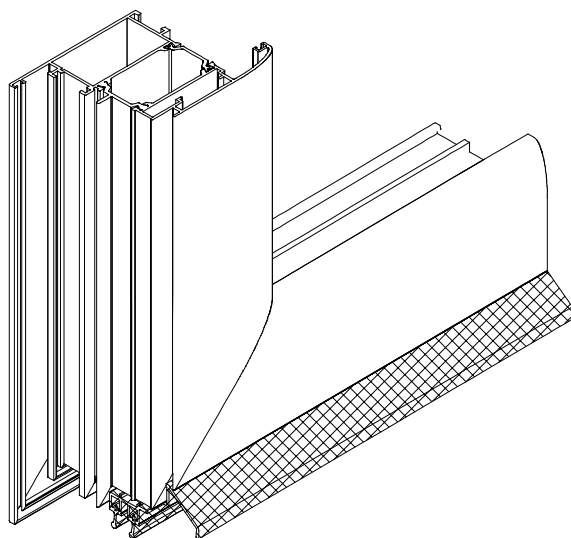
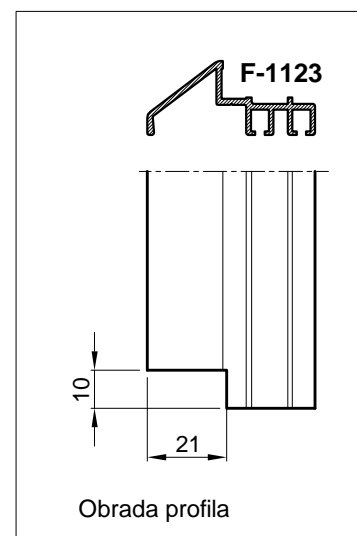
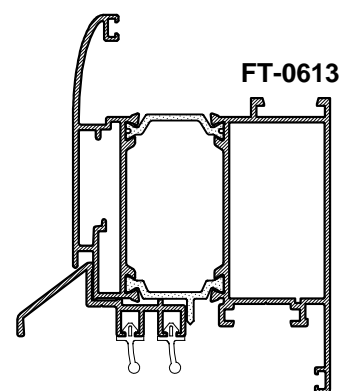
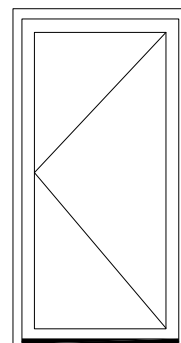
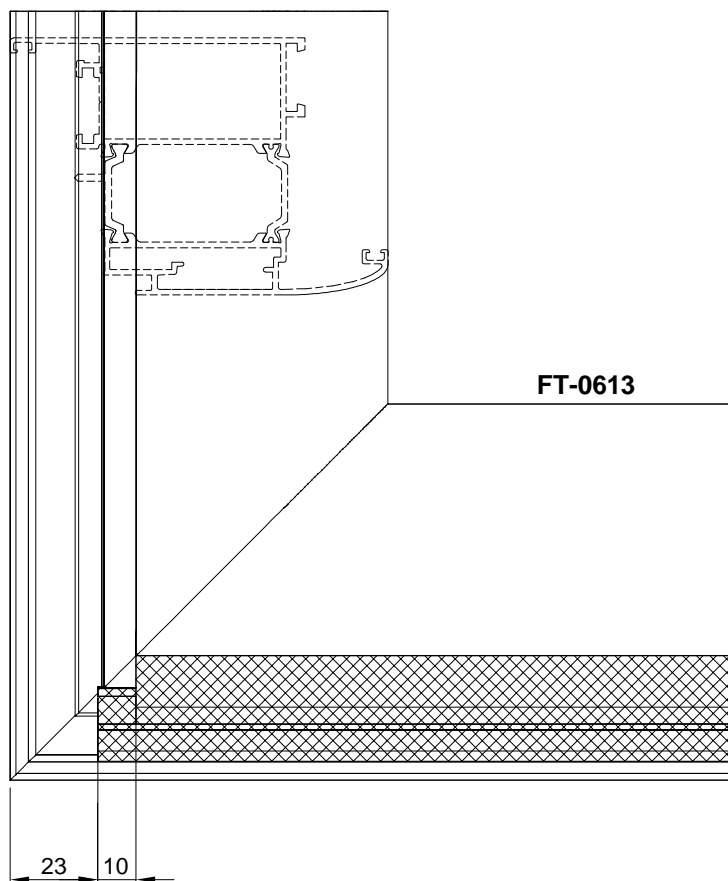
Mjera pilanja prečke:

$L_{pr} = S_o / \text{svijetli otvor} / + 54 \text{ mm}$

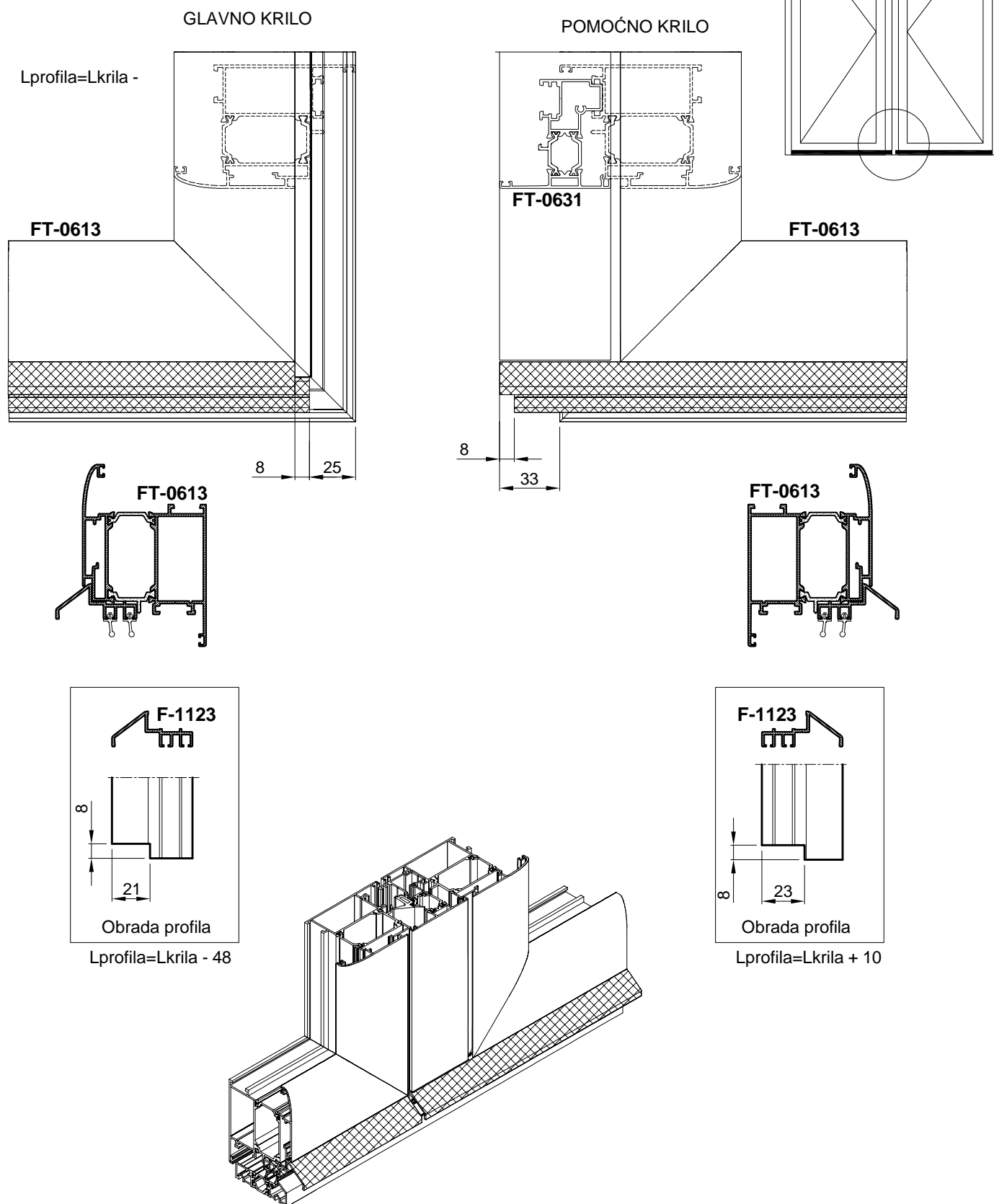


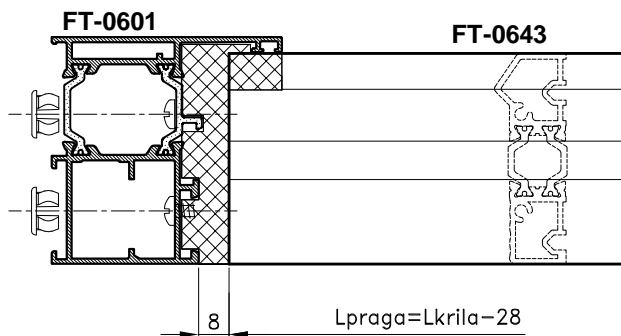
MJERA REZANJA PROFILA F-1123 I BRTVE V65-113 PREMA PROFILU KRILA

Lprofila=Lkrila - 46

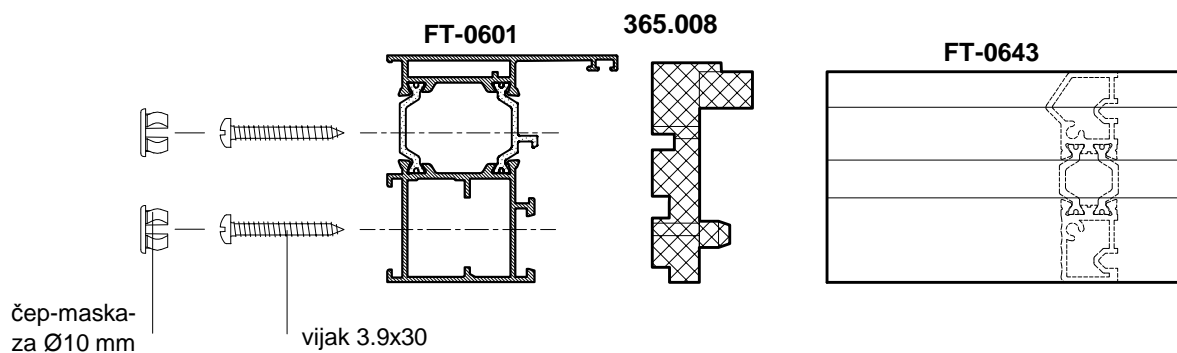


MJERA REZANJA PROFILA F-1123 | BRTVE V65-113  
PREMA PROFILU KRILA



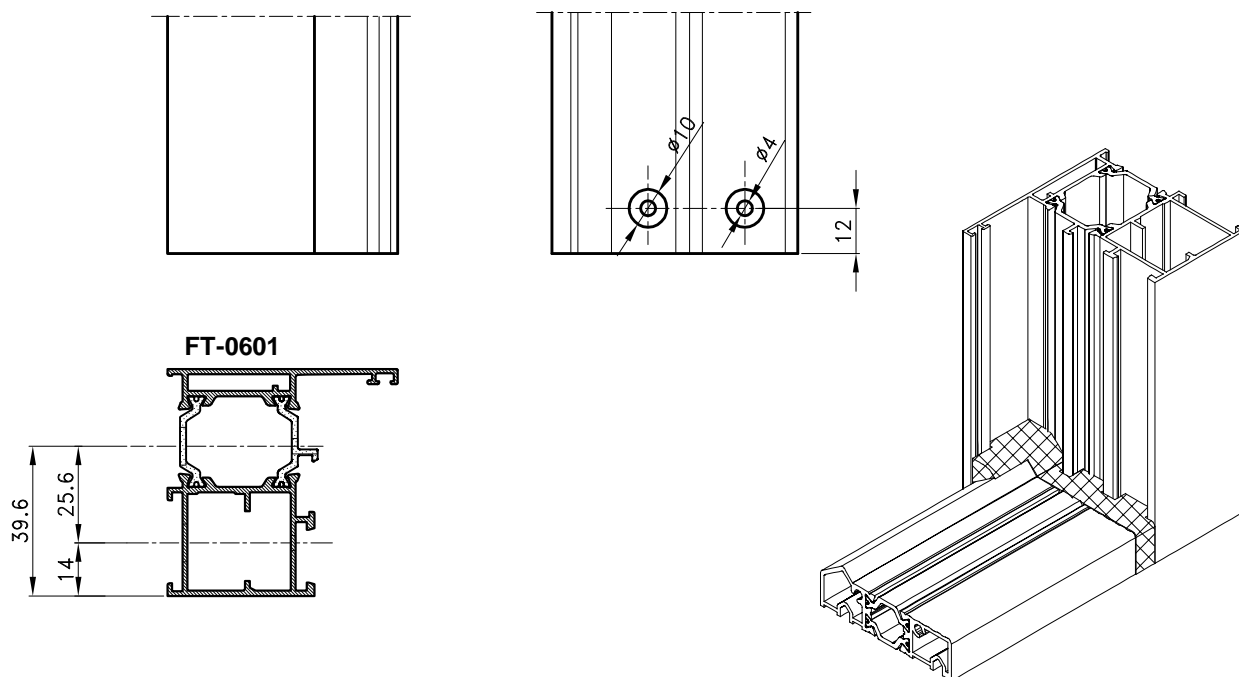


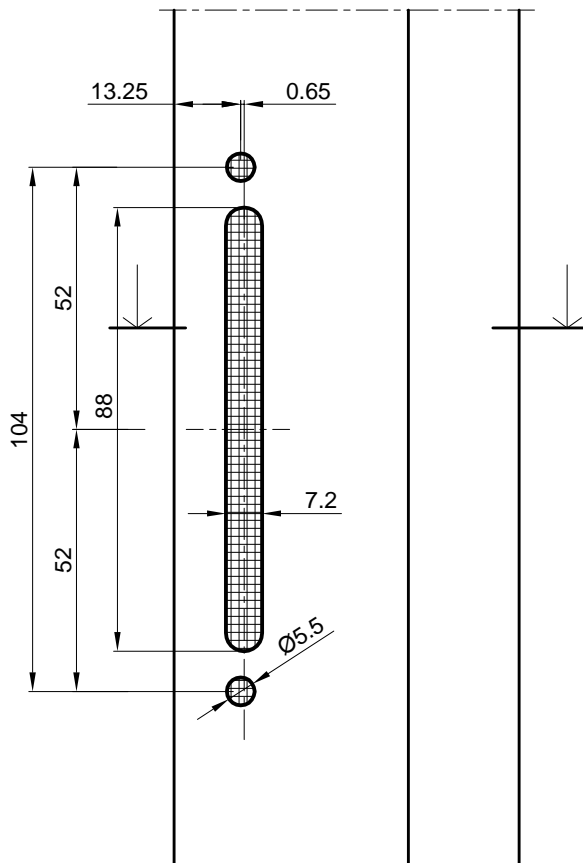
MJERA PILANJA PRAGA



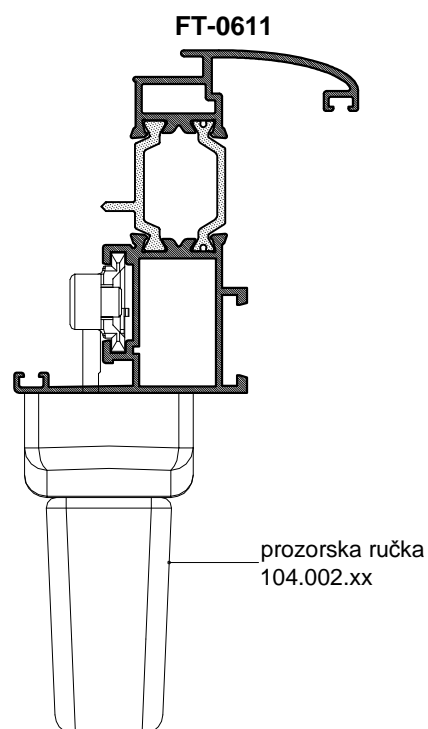
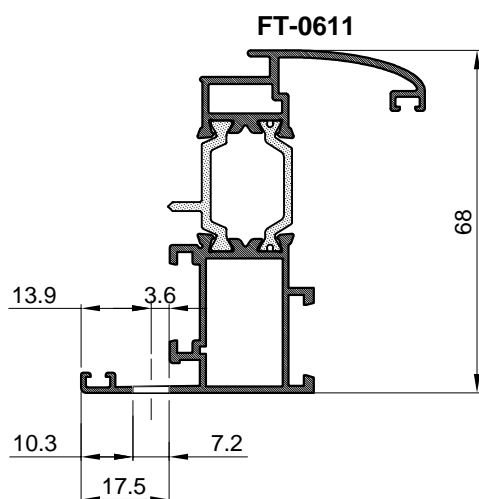
ELEMENTI PRIJE SKLAPANJA

OBRADA NA PROFILU FT-0601



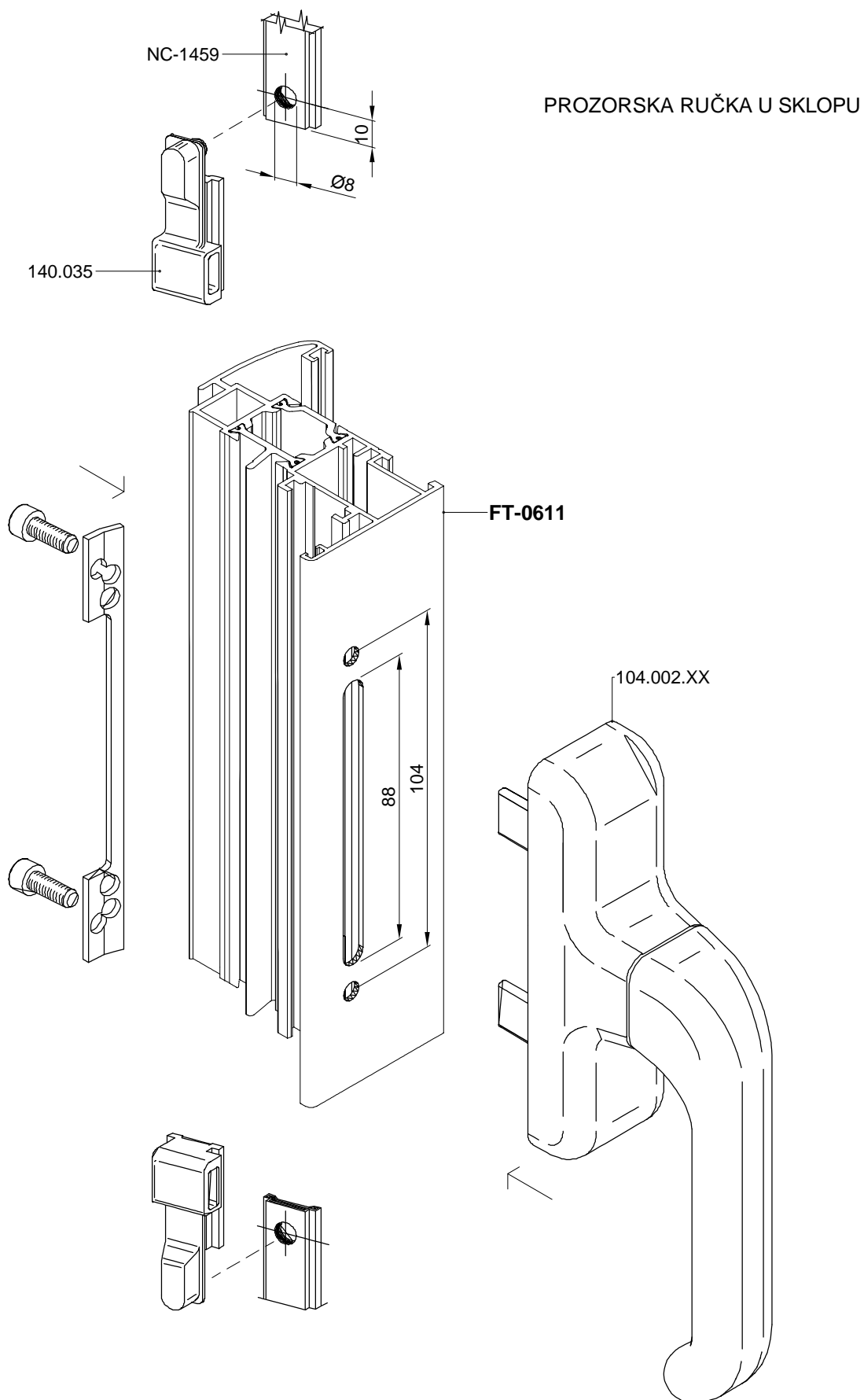


OBRADA PROZORSKOG PROFILA KRILA  
ZA UGRADNJU RUČKE



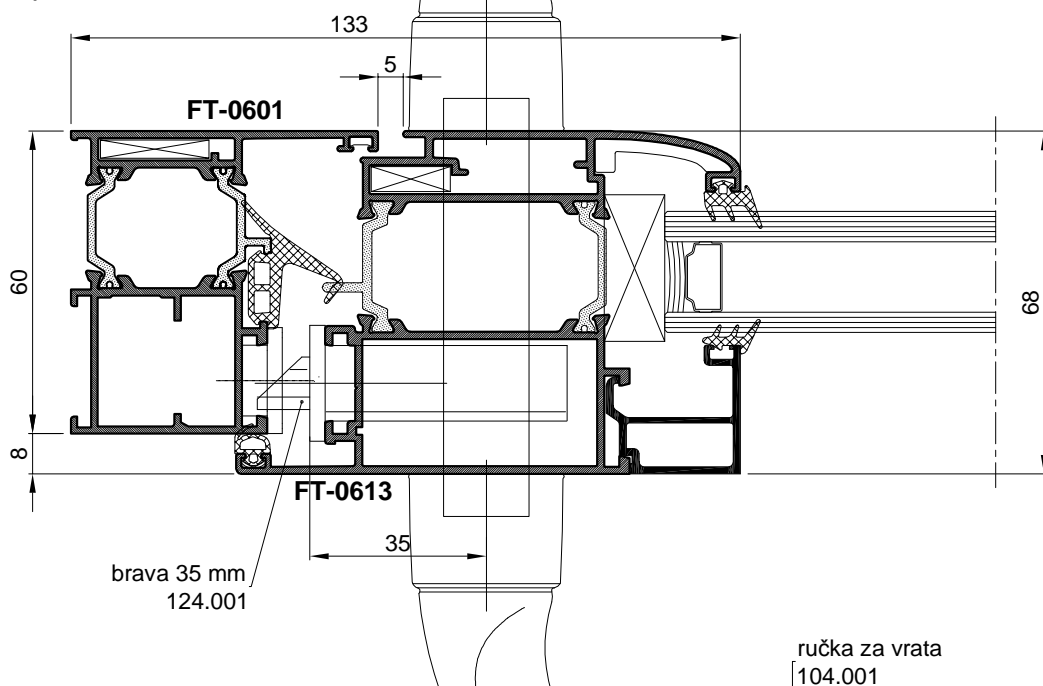
- ZA ZAOKRETNO I OTKLOPNO-ZAOKRETNO OTVARANJE
- OBRADA JE ISTA ZA SVE PROFILE KRILA ZA PROZORE



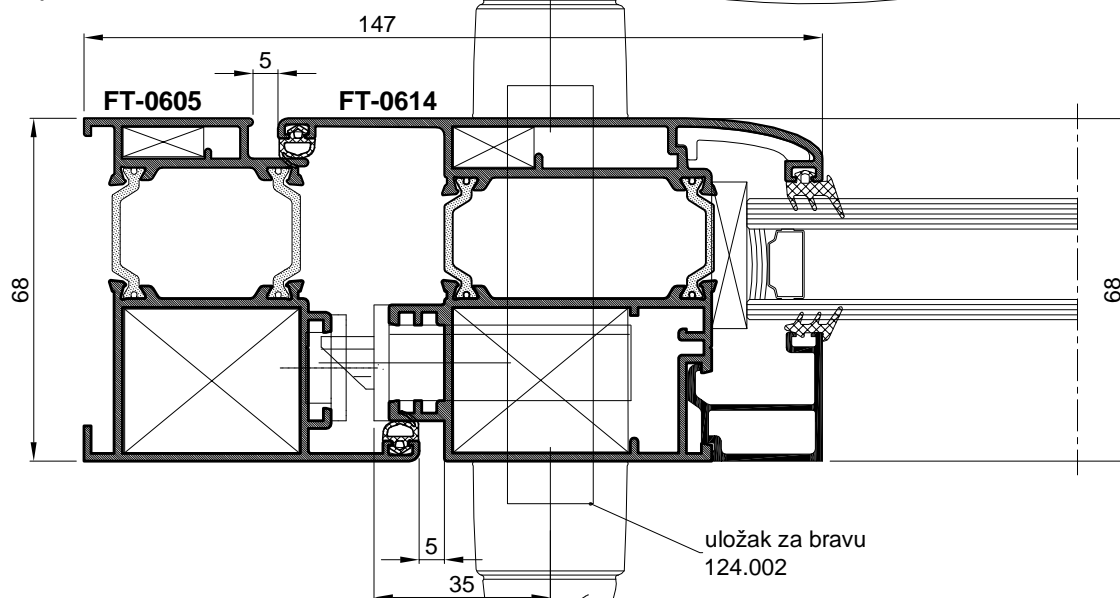


PRIKAZ BRAVE, ULOŠKA BRAVE I  
RUČKE (stublina) U SKLOPU VRATA

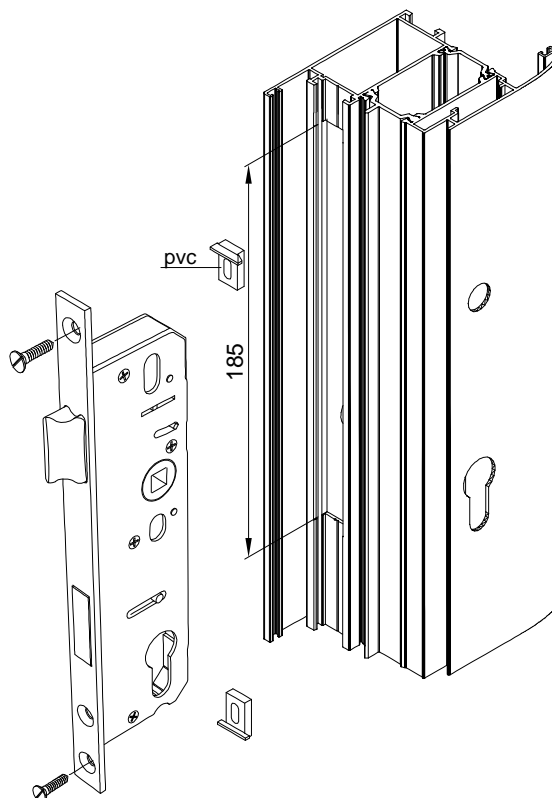
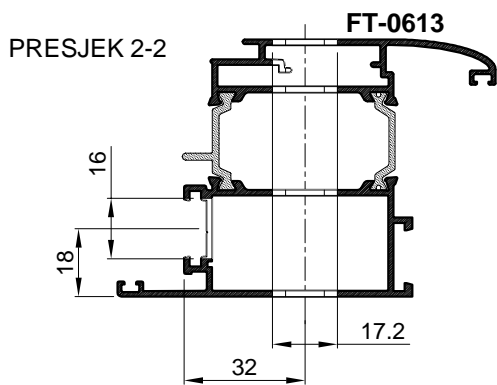
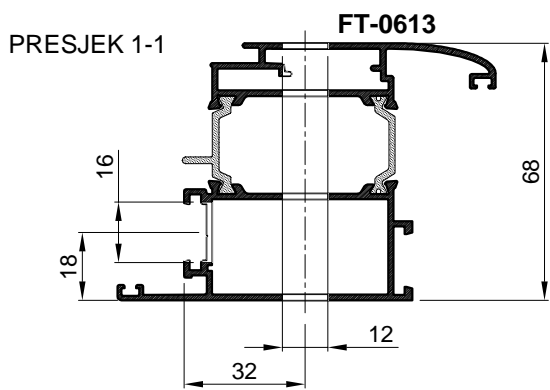
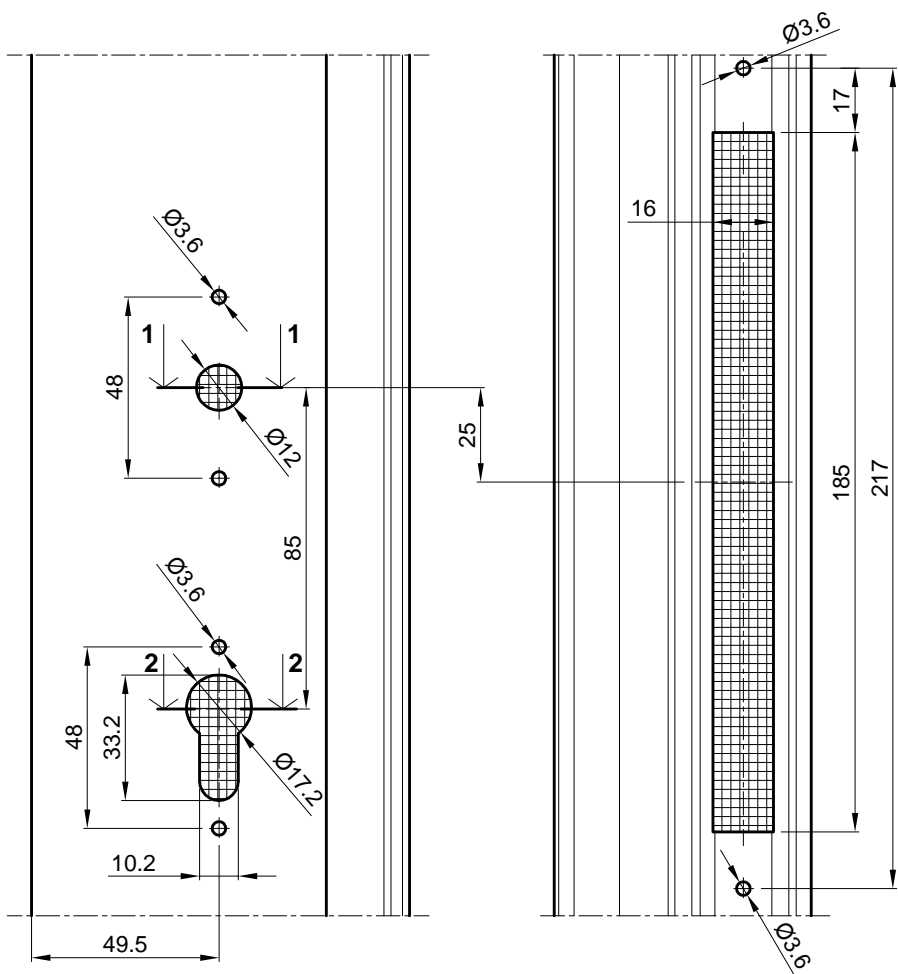
Otvaranje unutra



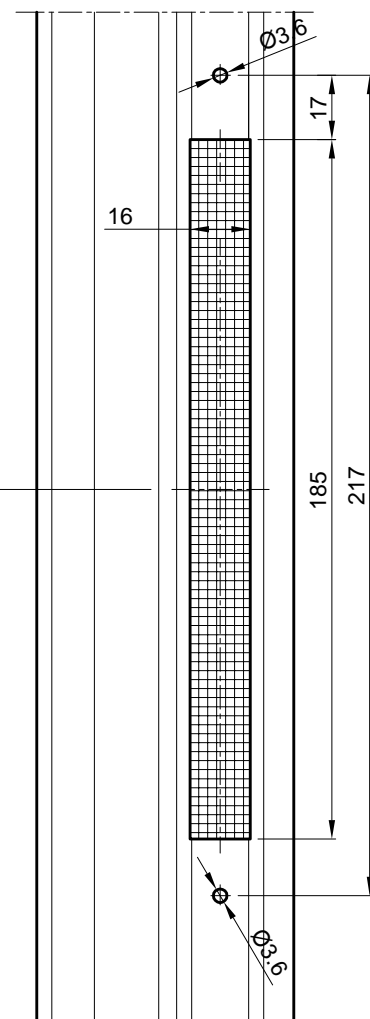
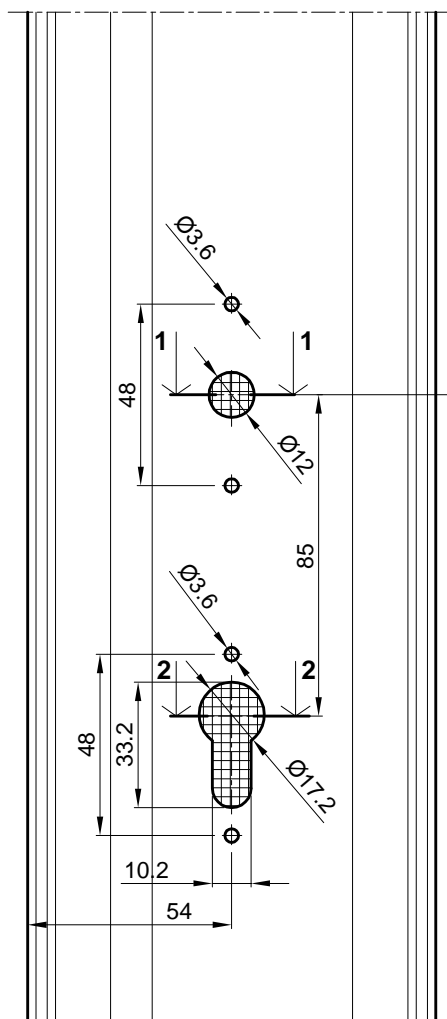
Otvaranje vani



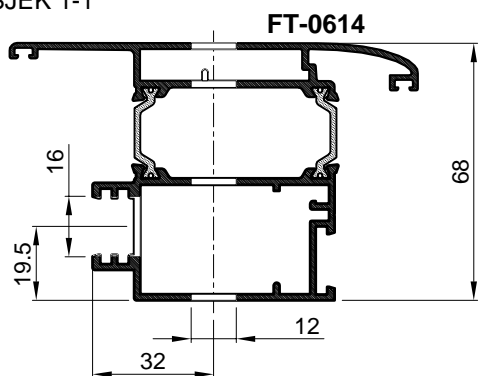
OBRADA PROFILA KRILA VRATA (otvaranje unutra) ZA BRAVU 124.001 I RUČKU 104.001 (stublina)



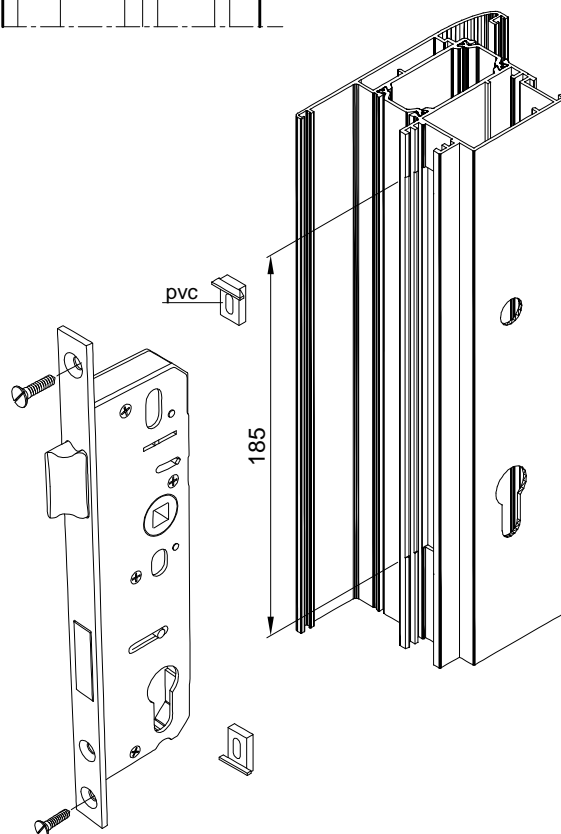
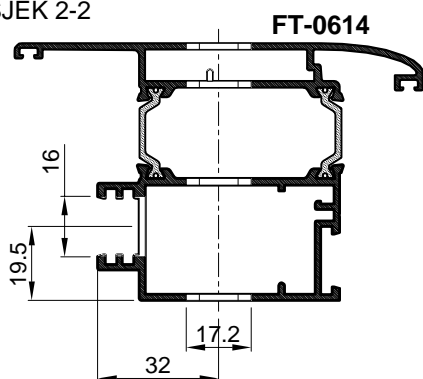
OBRADA PROFILA KRILA VRATA (otvaranje vani) ZA BRAVU 124.001 I RUČKU 104.001(stublina)



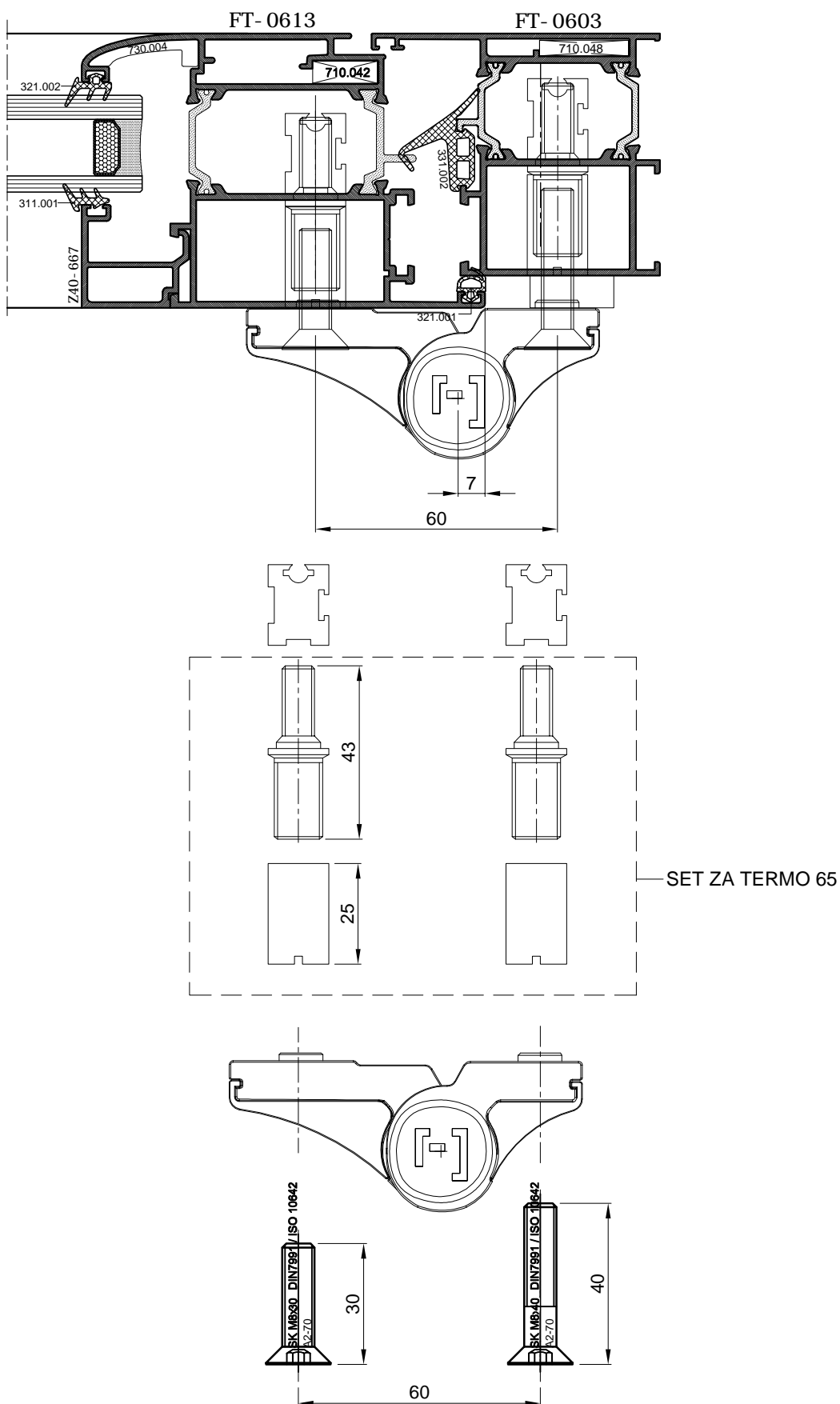
PRESJEK 1-1



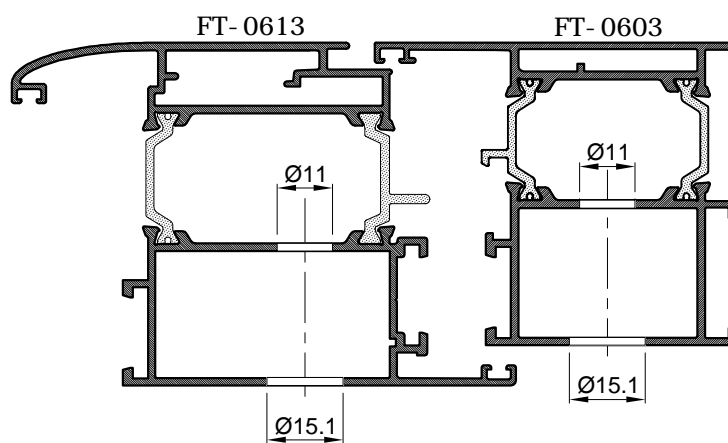
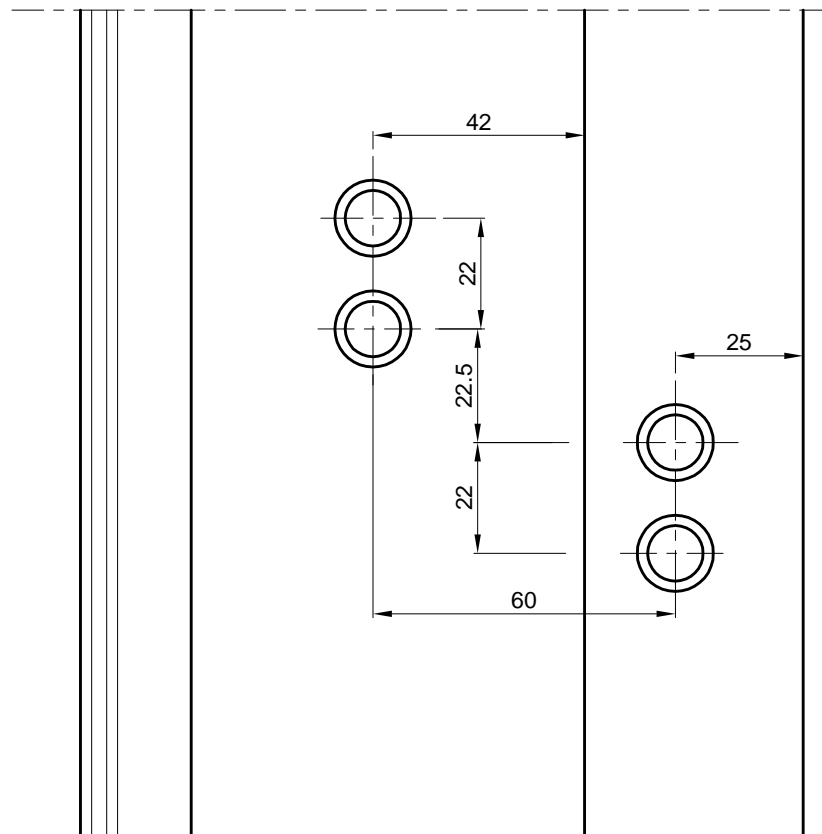
PRESJEK 2-2



SET USADNIH BAGLAMA- OSNO 60 mm-OTVARANJE UNUTRA

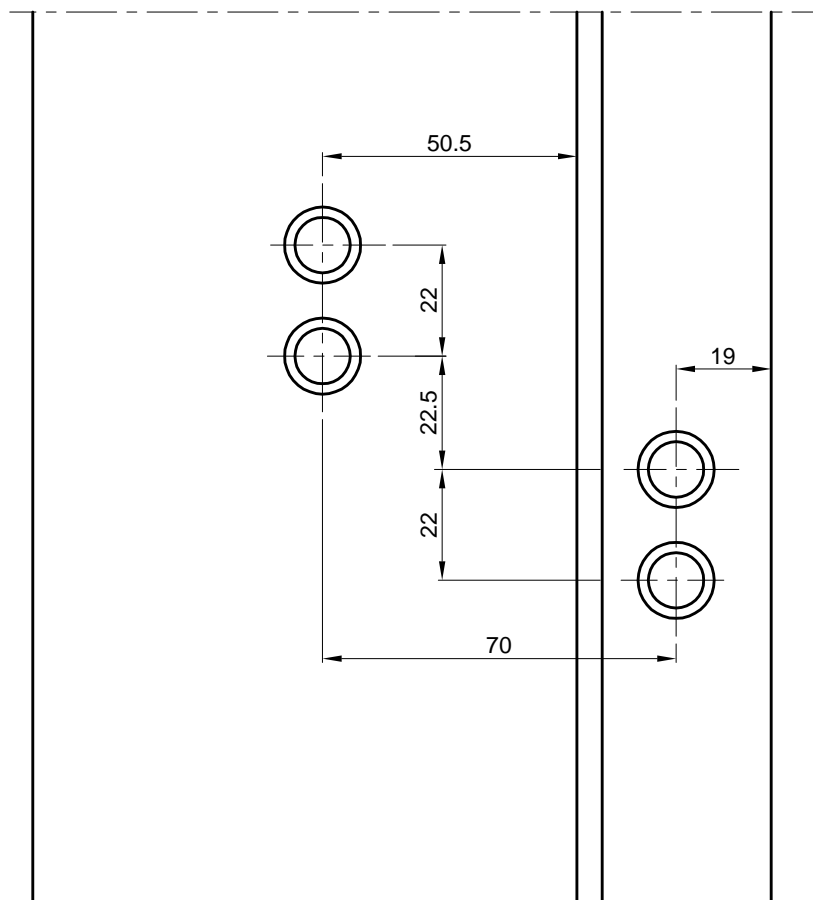
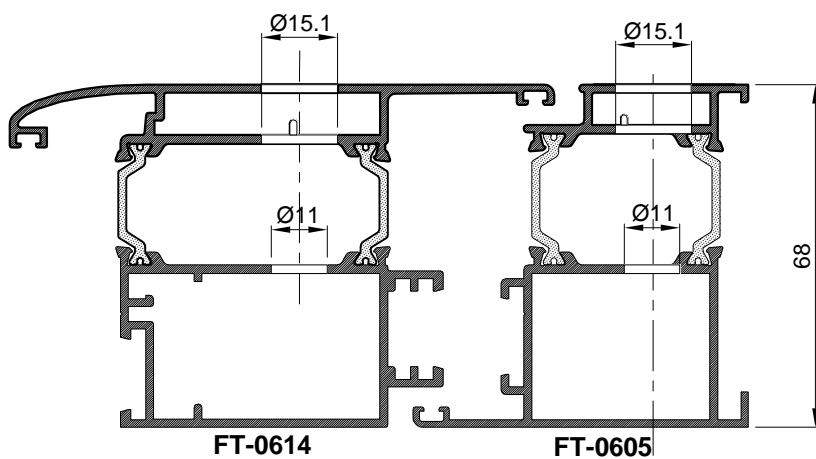


OBRADA ZA SET USADNIH BAGLAMA- OSNO 60 mm-OTVARANJE UNUTRA

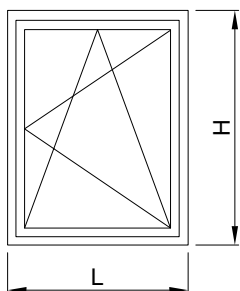




OBRADA ZA SET USADNIH BAGLAMA- OSNO 70 mm-OTVARANJE UNUTRA





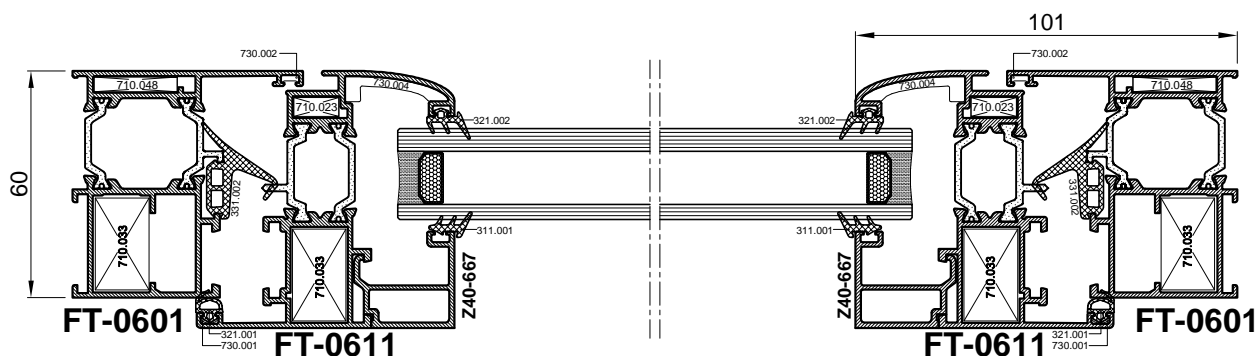
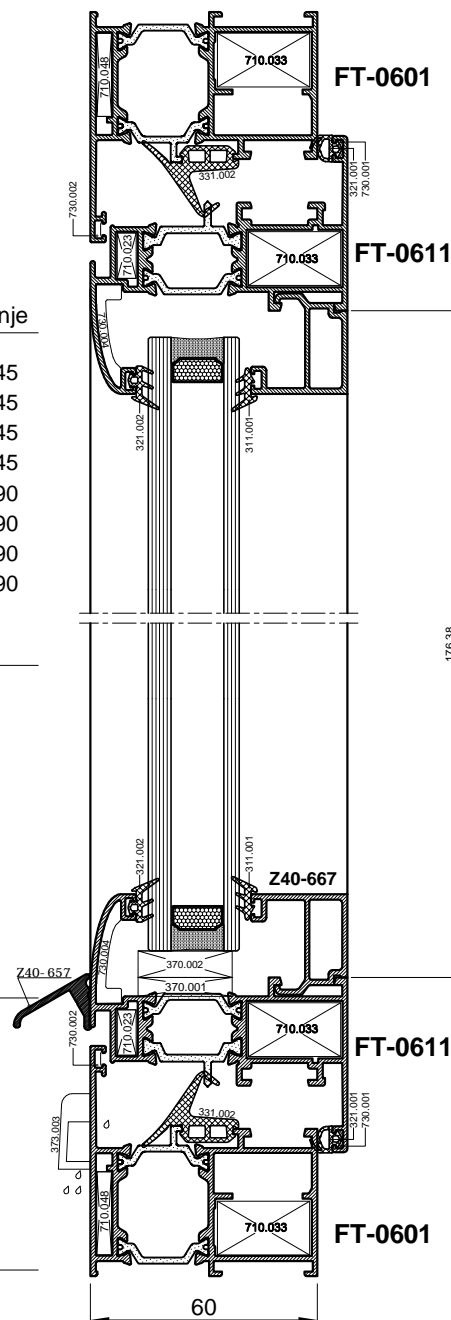


PROFILI		kom	mjera	pilanje
FT-0601	vodoravnica okvira	2	L	45-45
FT-0601	okomica okvira	2	H	45-45
FT-0611	vodoravnica krila	2	Lkr=L-66	45-45
FT-0611	okomica krila	2	Hkr=H-66	45-45
Z40-667	vodoravna lajsna	2	Lkr-92.5	90-90
Z40-667	okomita lajsna	2	Hkr-136.5	90-90
Z40-657	okapnica	1	Lkr-65	90-90
NC-1459	klizač			90-90

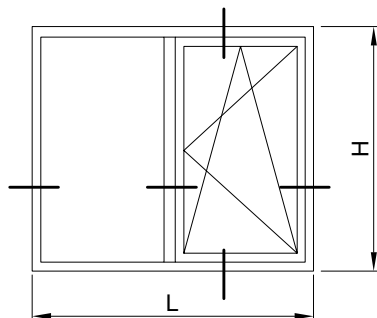
OKOVI		kom	
710.033	središnji kutnik	8	
710.048	pomoćni kutnik rama	4	
710.023	pomoćni kutnik krila	4	
730.004	pomoćni kutnik krila	4	
730.001	pomoćni kutnik	4	
730.002	pomoćni kutnik	4	
134.000.xx	otklopno-zaokretni mehanizam	1	
373.003	maska za drenažni otvor	2	

BRTVE		kom	mjera
331.002	srednja brtva		2L+2H
321.001	brtva u krilu prema rami		2L+2H
321.002	brtva prema staklu -vanjska		2L+2H
311.003	brtva prema staklu -unutarnja		2L+2H
345.002	kutni umetak	4	

STAKLO		kom	mjera
24 mm		1	Lkr-106 x Hkr-106







PROFILI		kom	mjera	pilanje
FT-0601	vodoravnica okvira	2	L	45-45
FT-0601	okomica okvira	2	H	45-45
FT-0611	vodoravnica krila	4	Lkr=L/2-40.5	45-45
FT-0611	okomica krila	4	Hkr=H-66	45-45
FT-0621	prečka	1	H-68	90-90
Z40-667	vodoravna lajsna	4	Lkr-92.5	90-90
Z40-667	okomita lajsna	4	Hkr-136.5	90-90
Z40-657	okapnica	1		90-90
NC-1459	klizač			90-90

OKOVI		kom	
710.033	središnji kutnik	8	
710.048	pomoćni kutnik rama	4	
710.023	pomoćni kutnik krila	4	
730.004	pomoćni kutnik krila	4	
730.001	pomoćni kutnik	4	
730.002	pomoćni kutnik	4	
710.066	veznik prečke	2	
134.000.xx	otklopno-zaokretni mehanizam	1	
373.003	maska za drenažni otvor	3	

BRTVE		kom	mjera
331.002	srednja brtva		L+2H
321.001	brtva u krilu prema rami		L+2H
321.002	brtva prema staklu -vanjska		L+2H
311.003	brtva prema staklu -unutarnja		L+2H
345.002	kutni umetak	4	L+2H

STAKLO		kom	mjera
24 mm		1	Lkr-106 x Hkr-106

