




INSTITUT GRAĐEVINARSTVA HRVATSKE d.d.
Zavod za zgradarstvo
Laboratorij građevinske fizike 2 29 20
p.p. 283, Janka Rakuše 1, HR-10000 Zagreb,
Tel. +385 (0)1 61 25 999
Fax. +385 (0)1 61 25 998, e-mail: igf@igh.hr



www.igh.hr

Laboratorij akreditiran od HAA

IZVJEŠTAJ O ISPITIVANJU BR. 2920-981/06

Opis ispitnog uzorka:

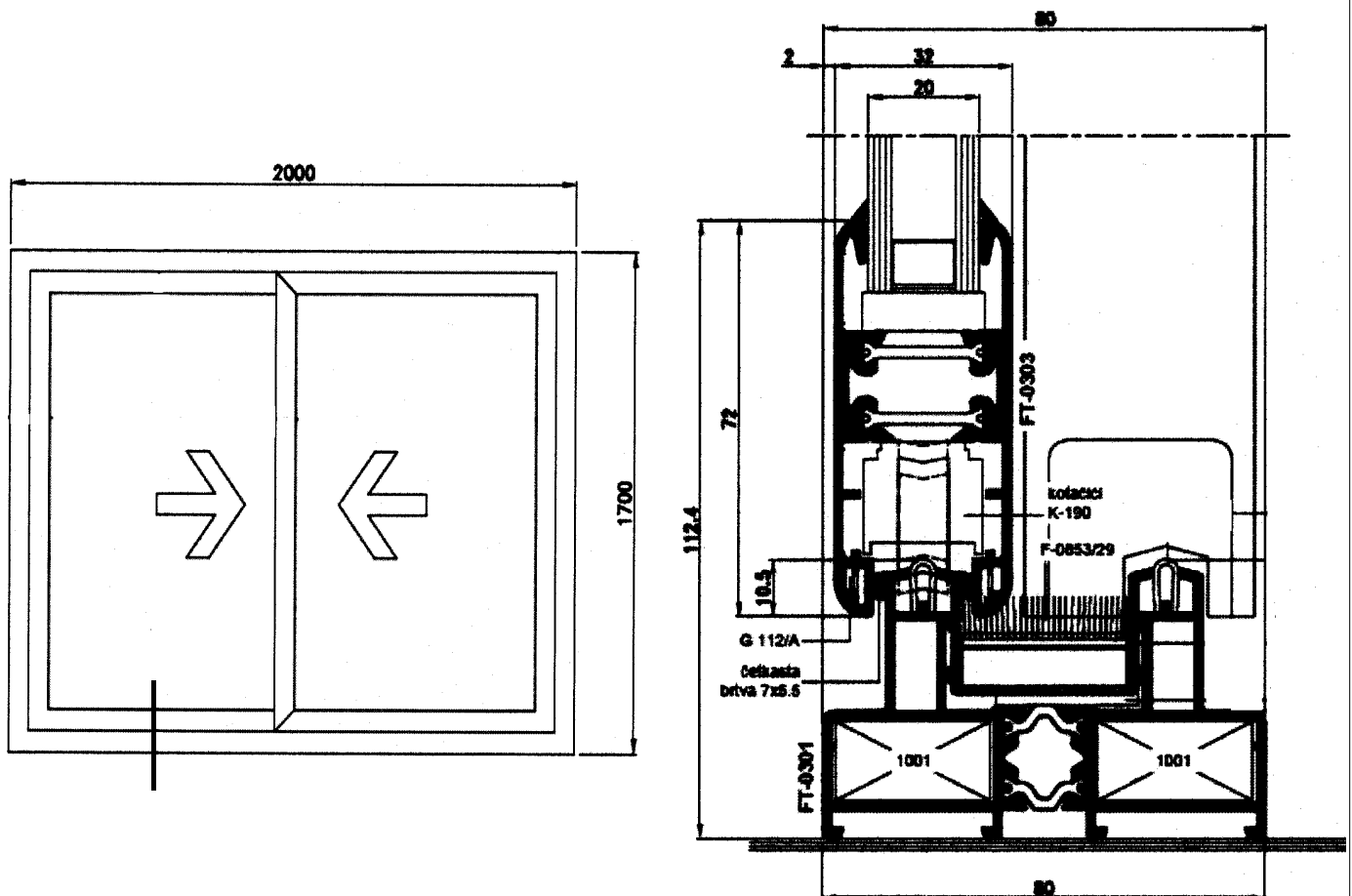
Ispitan je uzorak element klizne stijene TERMO 80, vanjskih izmjera: 2,00 m x 1,70 m, izrađene od aluminijskih profila proizvođača Feal d.o.o. Široki Brijeg, BiH i PVC profila AM 2000 proizvođača Vitez iz BiH. Uzorak je ostakljen IZO-staklom debljine 20 mm (staklo FLOAT 4 mm + 12 mm zrak + LOW-e staklo 4 mm).

Korišteni okovi:

- kutnici od al. slitine AlMgSi0.5 – proizvođač FEAL-Široki Brijeg, BiH
- kutnici od al. slitine-zamak - proizvođač DITRX-Mostar, BiH
- kutnici od poliamida - proizvođač DITRX-Mostar, BiH
- okov za zatvaranje ručkom - proizvođač MEDAL /Italija/


Korištene brtve:

- brtve EPDM kvalitete - proizvođač COMPLASTEX, Italija
- poliamidi – proizvođač TECHNOFORM, Njemačka





INSTITUT GRAĐEVINARSTVA HRVATSKE d.d.
Zavod za zgradarstvo
Laboratorij građevinske fizike 2 29 20
p.p. 283, Janka Rakuše 1, HR-10000 Zagreb,
Tel. +385 (0)1 61 25 999
Fax. +385 (0)1 61 25 998, e-mail: lgf@igh.hr



www.igh.hr

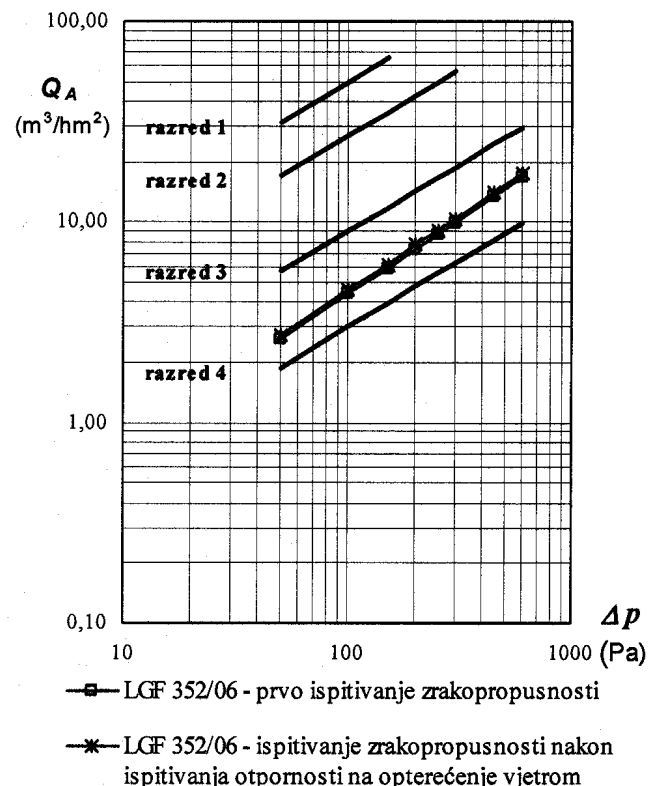
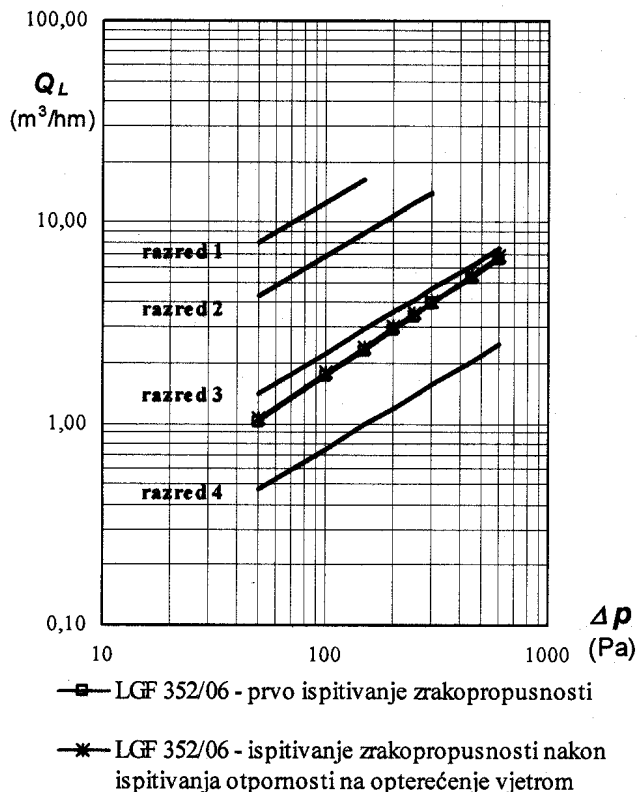
Laboratorij akreditiran od HAA

A DIO: ZRAKOPROPUSNOST

Ploština ispitivanog uzorka: $A = 3,40 \text{ m}^2$.

Duljina sljubnica ispitivanog uzorka: $l = 8,67 \text{ m}$.


Tablica i dijagrami izmjerenih protoka zraka po jedinici duljine sljubnica uzorka i po jedinici ploštine uzorka, kao funkcija razlike tlakova:



S obzirom na zrakopropusnost, ispitani element klizne stijene TERMO 80, ostakljen IZO-staklom debljine 20 mm, proizvođača Feal d.o.o. Široki Brijeg, BiH, može se svrstati u *razred 3*, u skladu s HRN EN 12207:2001.



INSTITUT GRAĐEVINARSTVA HRVATSKE d.d.
Zavod za zgradarstvo
Laboratorij građevinske fizike 2 29 20
p.p. 283, Janka Rakuše 1, HR-10000 Zagreb,
Tel. +385 (0)1 61 25 999
Fax. +385 (0)1 61 25 998, e-mail: lgf@igh.hr



www.igh.hr

Laboratorij akreditiran od HAA

B DIO: VODONEPROPUSNOST

Rezultati ispitivanja prikazani su tablicom:

TLAK Δp (Pa)	VRIJEME τ (min)	LGF 352/06	RAZRED (HRN EN 12208:2001)
0	15	+	1 A
50	5	+	2 A
100	5	∇	3 A
150	5		4 A
200	5		5 A
250	5		6 A
300	5		7 A
450	5		8 A
600	5		9 A

- + Znači da nije došlo do propuštanja vode.
- ∇ Znači da je došlo do propuštanja vode.

S obzirom na vodonepropusnost, ispitani element klizne stijene TERMO 80, ostakljen IZO-staklom debljine 20 mm, proizvođača Feal d.o.o. Široki Brijeg, BiH, može se svrstati u *razred 2A*, u skladu s HRN EN 12208:2001.

C DIO: OTPORNOST NA OPTEREĆENJE VJETROM

Ispitivanje je provedeno na profilu otvarajućeg dijela klizne stijene gdje postoji najveći razmak između dva susjedna učvršćenja otvarajućeg dijela klizne stijene za okvir.

B – mjerno mjesto na sredini između A i C mjesta (oznaka na crtežu),

A – mjerno mjesto na spoju gornjeg i bočnog lijevog profila unutarnjeg otvarajućeg dijela klizne stijene gdje ono naliježe na okvir (oznaka na crtežu),

C – mjerno mjesto na spoju donjeg i bočnog lijevog profila unutarnjeg otvarajućeg dijela klizne stijene gdje ono naliježe na okvir (oznaka na crtežu),

A₀, B₀, C₀ – početno stanje s obzirom na pomak koje je ugođeno tako da pokazuje 0 mm pri $\Delta p = 0$ (Pa),

A_P – čeonni pomak na mjernom mjestu A pri iskazanoj razlici tlakova P1,

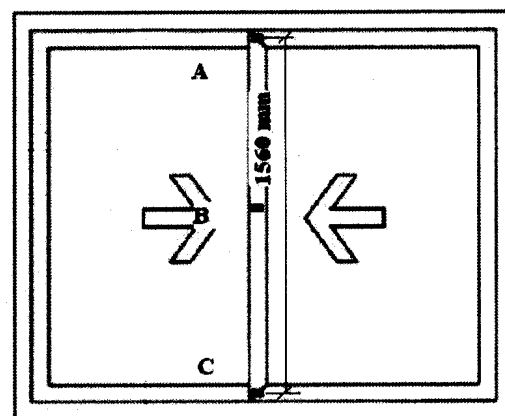
B_P – čeonni pomak na mjernom mjestu B pri iskazanoj razlici tlakova P1,

C_P – čeonni pomak na mjernom mjestu C pri iskazanoj razlici tlakova P1,

F_P = (B_P) - ((A_P) + (C_P))/2 - čeonno savijanje,

L = 1,56 m - razmak između točaka A i C,

F_{rp} = F_P / L - relativno čeonno savijanje.





INSTITUT GRAĐEVINARSTVA HRVATSKE d.d.
Zavod za zgradarstvo
Laboratorij građevinske fizike 2 29 20
p.p. 283, Janka Rakuše 1, HR-10000 Zagreb,
Tel. +385 (0)1 61 25 999
Fax. +385 (0)1 61 25 998, e-mail: lgf@igh.hr



www.igh.hr

Laboratorij akreditiran od HAA

TLAK Δp (Pa)	LGF 352/06					TLAK Δp (Pa)	LGF 352/06				
	A_P-A_0 (mm)	B_P-B_0 (mm)	C_P-C_0 (mm)	F_P (mm)	F_{rp} ($\times 10^{-4}$)		A_P-A_0 (mm)	B_P-B_0 (mm)	C_P-C_0 (mm)	F_P (mm)	F_{rp} ($\times 10^{-4}$)
100	-0,4	-0,7	-0,1	-0,45	-2,88	-100	0,4	1,1	0,2	0,80	5,13
200	-0,6	-1,4	-0,2	-1,00	-6,41	-200	0,7	2,3	0,4	1,75	11,22
300	-0,8	-2,3	-0,3	-1,75	-11,22	-300	1,0	3,4	0,7	2,55	16,35
400	1,3	-3,1	-0,5	-3,50	-22,44	-400	1,3	4,6	0,8	3,55	22,76
500	-1,4	-4,1	-0,9	-2,95	-18,91	-500	1,3	4,7	0,8	3,63	23,24
600	-1,7	-5,1	-1,0	-3,75	-24,04	-600	1,6	5,7	1,0	4,38	28,04
700	-2,0	-6,1	-1,2	-4,50	-28,85	-700	1,8	6,6	1,3	5,03	32,21
800	-2,2	-7,0	-1,5	-5,15	-33,01	-800	2,0	7,4	1,5	5,63	36,06
900	-2,4	-7,8	-1,7	-5,75	-36,86	-900	1,9	7,2	1,4	5,55	35,58
1000	-2,6	-8,6	-1,9	-6,35	-40,71	-1000	2,1	8,1	1,6	6,25	40,06
1100	-2,9	-9,5	-2,1	-7,00	-44,87	-1100	2,4	8,9	1,8	6,80	43,59
1200	-3,1	-10,6	-2,2	-7,95	-50,96	-1200	2,6	9,7	2,0	7,40	47,44

S obzirom na relativno čeono savijanje F_{rp} , ispitani uzorak LGF 352/06, može se svrstati u razred B ($1/300 < F_{rp} < 1/150$), u skladu s HRN EN 12210:2001, budući da je maksimalno relativno čeono savijanje iznosilo 1/196.

REZULTATI ISPITIVANJA OTPORNOSTI PROMJENJIVIM TLAKOM P2

Ispitivanje je provedeno s 50 impulsa promjenjivog tlaka P2 od ± 600 Pa, koji iznosi polovicu max. tlaka P1. Nakon provedenog opterećenja na uzorku LGF 352/06 nije bilo vidljivih oštećenja niti promjena u funkcionalnosti elementa klizne stijene.


REZULTATI SIGURNOSNOG ISPITIVANJA

Ispitivanje sigurnosti je provedeno s jednim impulsom od -1800 Pa i s jednim impulsom od $+1800$ Pa. Nakon provedenog opterećenja na uzorku LGF 352/06 nije bilo vidljivih napuknuća na bilo kojem dijelu uzorka (staklo, okvir i okovi), niti je došlo do otvaranja elementa klizne stijene.

S obzirom na ispitivanje otpornosti na opterećenje vjetrom i ponovljeno ispitivanje zrakopropusnosti nakon ispitivanja otpornosti na opterećenje vjetrom, koje pokazuje da nije došlo do povećanja vrijednosti od 20 % u odnosu na prvo ispitivanje zrakopropusnosti, ispitani element klizne stijene TERMO 80, ostakljen IZO-staklom debljine 20 mm, proizvođača Feal d.o.o. Široki Brijeg, BiH., može se svrstati u razred B3, u skladu s HRN EN 12210:2001.



INSTITUT GRAĐEVINARSTVA HRVATSKE d.d.
Zavod za zgradarstvo
Laboratorij građevinske fizike 2 29 20
p.p. 283, Janka Rakuše 1, HR-10000 Zagreb,
Tel. +385 (0)1 61 25 999
Fax. +385 (0)1 61 25 998, e-mail: lgf@igh.hr



www.igh.hr

Laboratorij akreditiran od HAA

D DIO: ZVUČNA IZOLACIJA

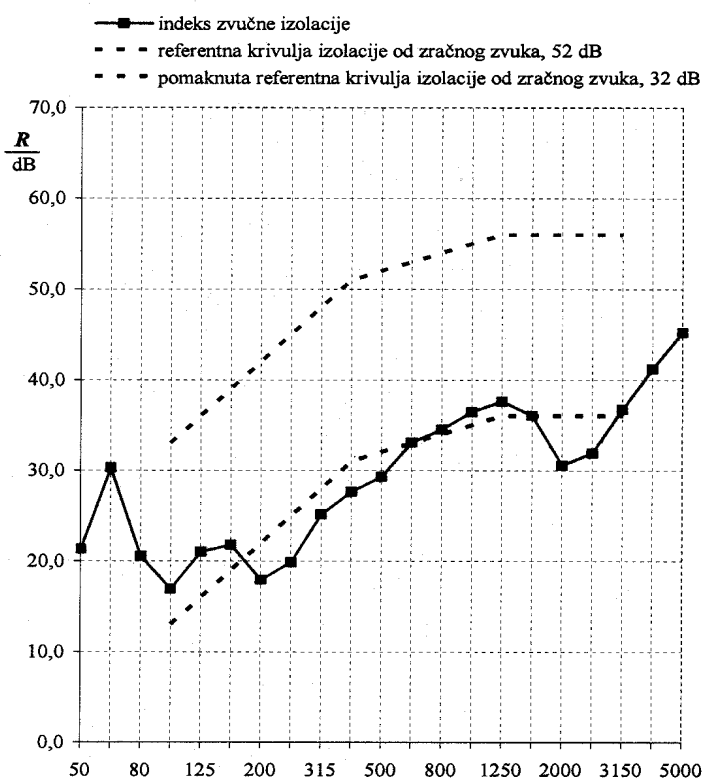
Indeks zvučne izolacije ispitano uzorka prikazan je, kao funkcija frekvencije, dijagramom i tablicom. Pri iskazivanju rezultata ispitivanja rabljene su ove oznake:

- f središnja frekvencija terca (Hz),
 R indeks zvučne izolacije (dB),
 R_w vrednovani indeks zvučne izolacije (dB).

Tablica:

Dijagram:

frekvencija f (Hz)	terca R (dB)
50	21,4
63	30,3
80	20,6
100	17,0
125	21,1
160	21,8
200	18,0
250	19,9
315	25,2
400	27,7
500	29,3
630	33,1
800	34,5
1000	36,4
1250	37,6
1600	36,0
2000	30,6
2500	31,9
3150	36,7
4000	41,2
5000	45,2



Temeljem rezultata ispitivanja, vrednovani indeks zvučne izolacije za ispitani element klizne stijene **TERMO 80**, ostakljen IZO-staklom debljine 20 mm, proizvođača Feal d.o.o. Široki Brijeg, BiH (laboratorijska oznaka uzorka LGF 352/06), u skladu s normom HRN EN ISO 717-1:1998., iznosi:

$$R_w (C; C_{tr}; C_{50-5000}; C_{tr,50-5000}) = 32 (-1; -4; 0; -4) \text{ dB.}$$

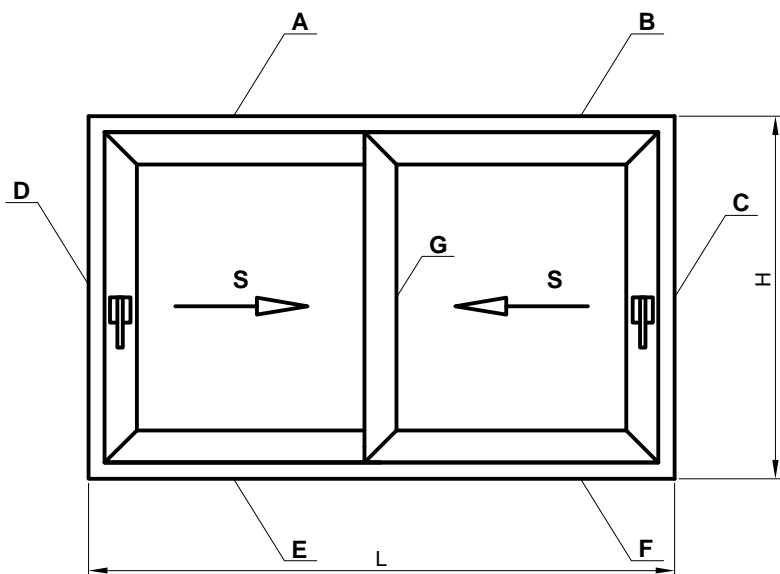
Voditelj ispitivanja:

Tomislav Vuić
Tomislav Vuić, dipl. ing. sig.



Voditelj laboratorija:

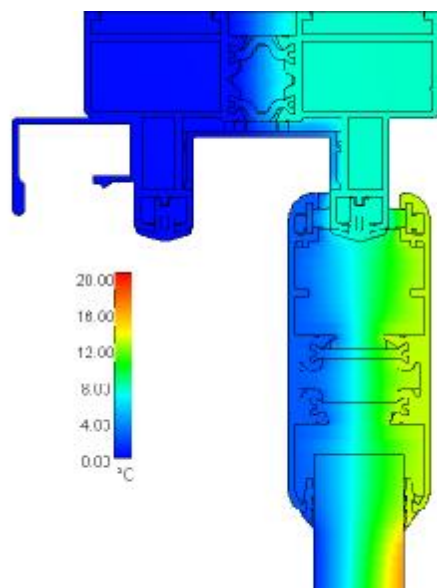
Ivica Kušević
dr. sc. Ivica Kušević, dipl. ing. fizike



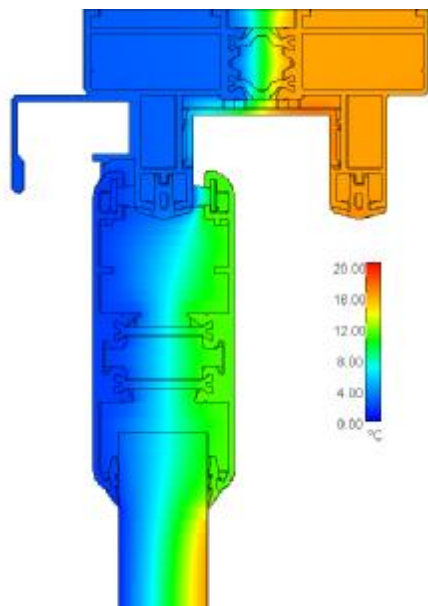
Proračun koeficijenta prolaska topline počiva na dvodimenzionalnoj numeričkoj metodi konačnih elemenata određene prema prEN ISO 10077-2.

DIMENZIJE	L	(m)	2.6
	H	(m)	2.4
A-vodoravnica	U_A	(W/m ² K)	4.1
B-vodoravnica	U_B	(W/m ² K)	4.86
C-okomica	U_C	(W/m ² K)	4.4
D-okomica	U_D	(W/m ² K)	4
E-vodoravnica	U_E	(W/m ² K)	4
F-vodoravnica	U_F	(W/m ² K)	4.4
G-prečka	U_G	(W/m ² K)	5.9
S-staklo	U_S	(W/m ² K)	1.1
Kombinacija stakla i profila	U_w	(W/m ² K)	2

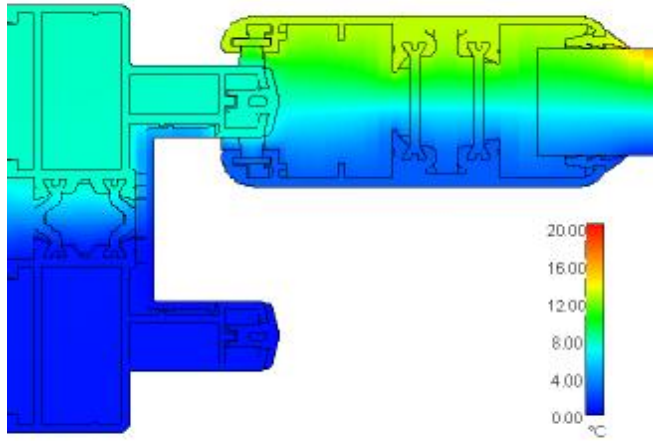
Temperaturni dijagram za A



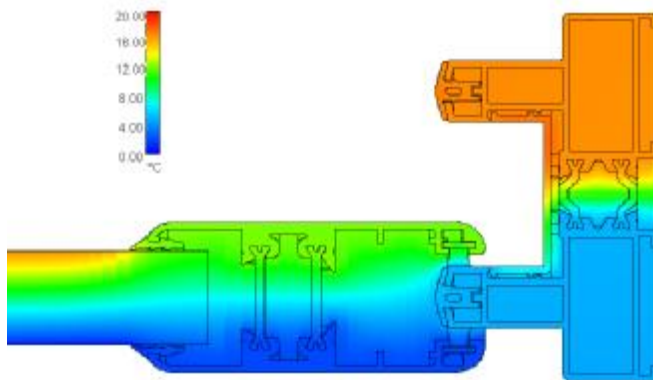
Temperaturni dijagram za B



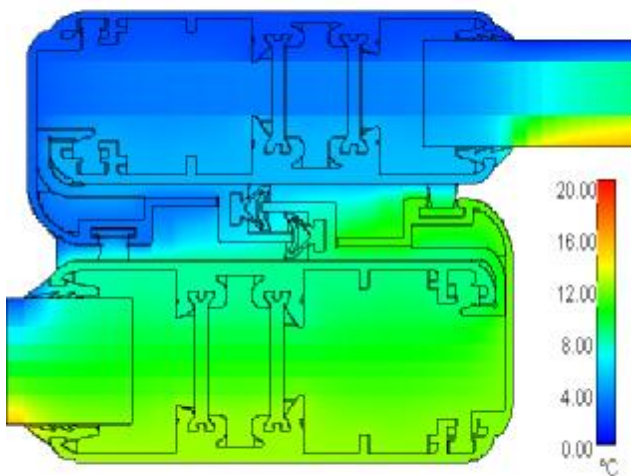
Temperaturni dijagram za D i E

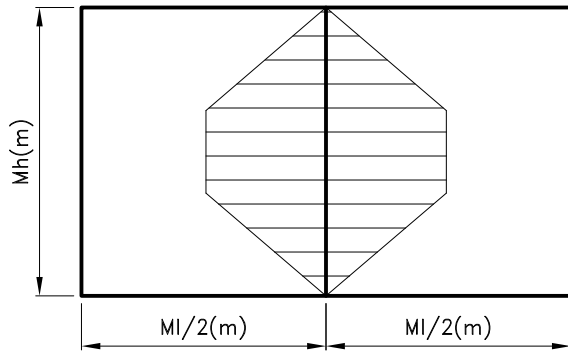


Temperaturni dijagram za C i F

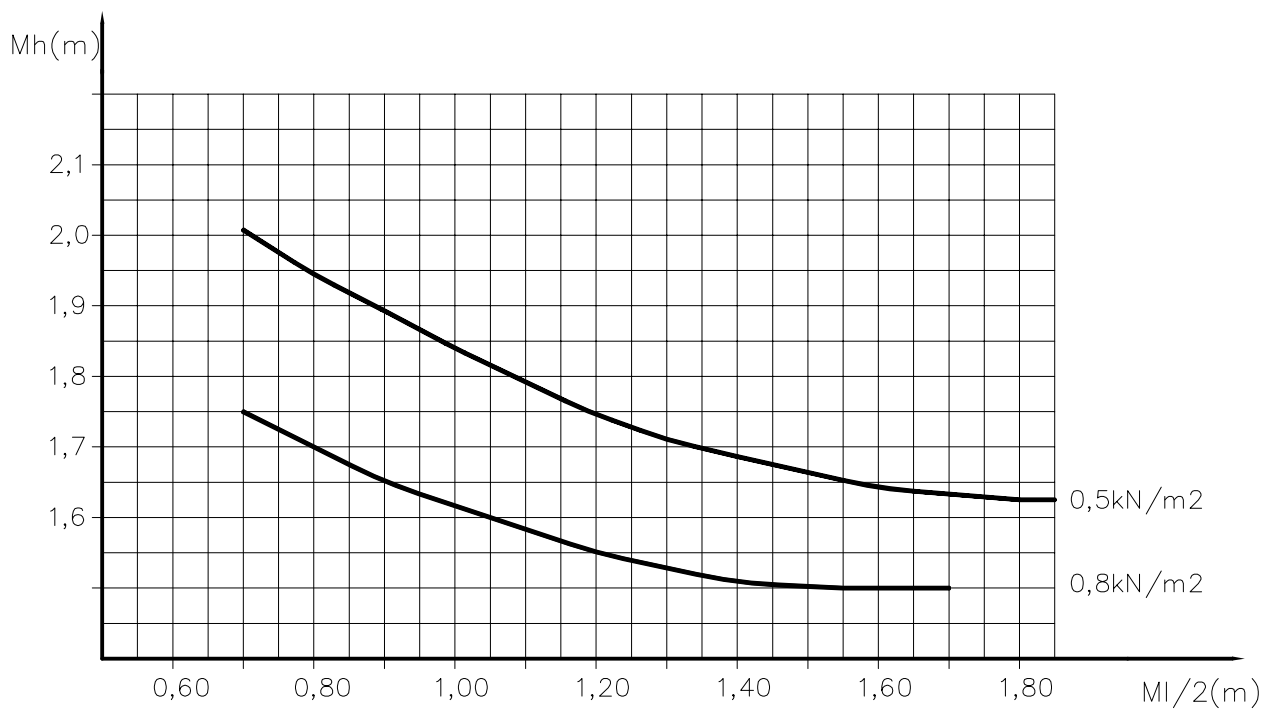
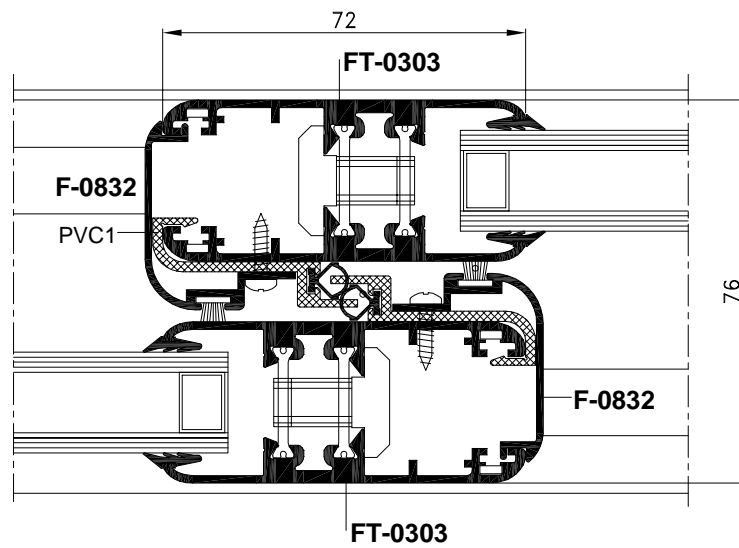


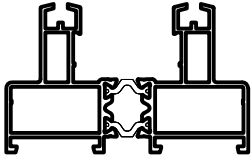
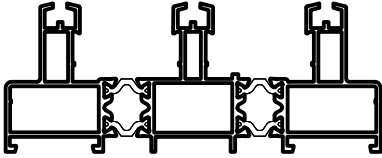
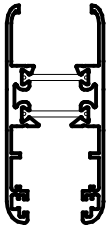
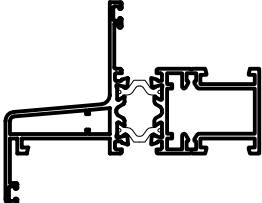
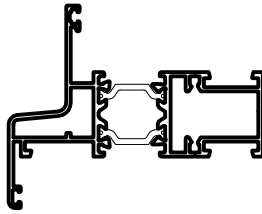



Temperaturni dijagram za G

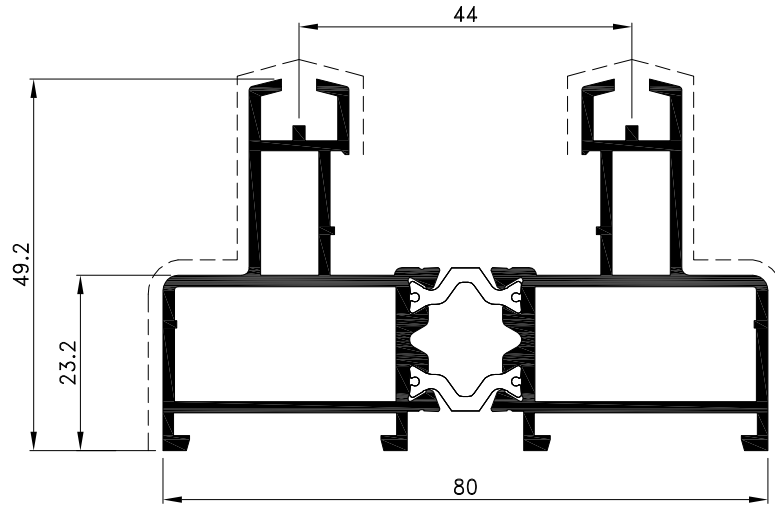




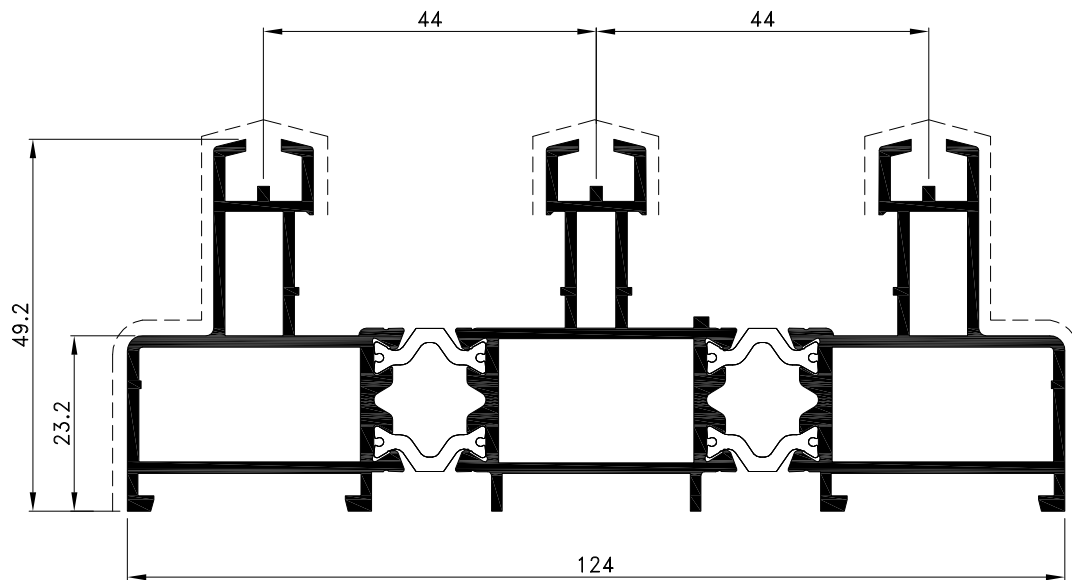
-max. TEŽINA KRILA < 150kg



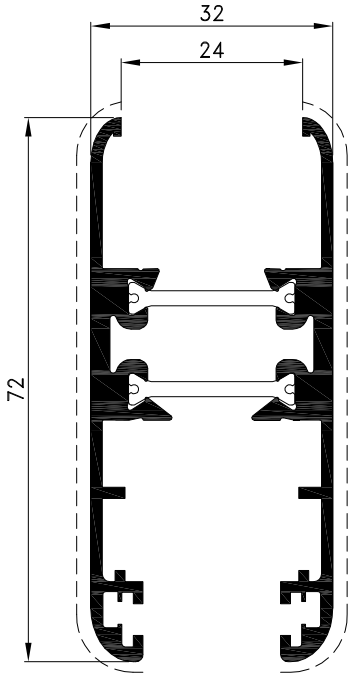
Oznaka	Izgled-presjek	Težina /kg/ml/	Opseg /mm/	I_x /cm ⁴ /	I_y /cm ⁴ /
FT-0301		1.710	424	12.23	34.54
FT-0302		2.632	627	18.44	130.87
FT-0303		1.315	402	16.18	8.50
FT-0304		1.567	548	8.65	34.01
FT-0305		1.558	416	9.12	37.03
FT-0307		1.262	298	15.82	5.94
F-0832		0.229	164	0.83	1.72
F-0833		0.278	86	0.65	0.33



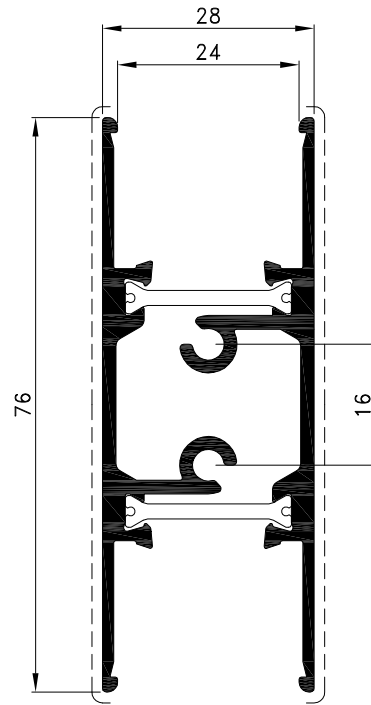
FT-0301
 težiina kg/m 1.710
 svj.povr.mm 170



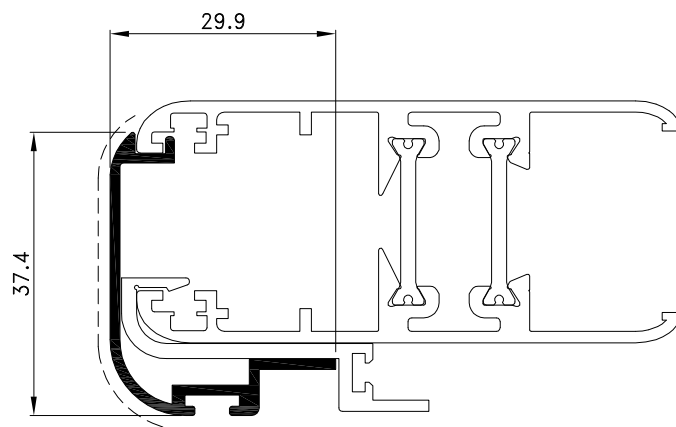
FT-0302
 težiina kg/m 2.632
 svj.povr.mm 195



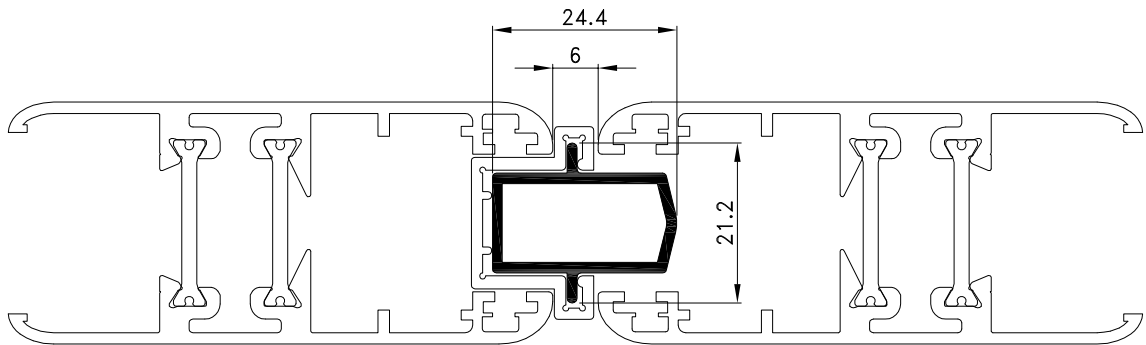
FT-0303
težina kg/m 1.315
svj.povr.mm 160



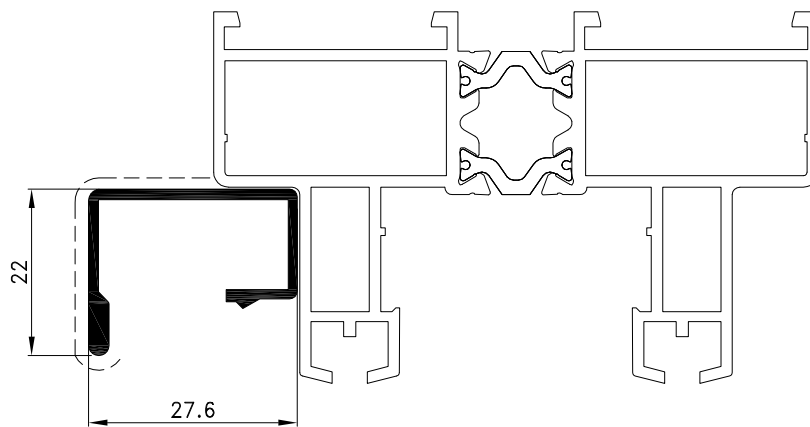
FT-0307
težina kg/m 1.262
svj.povr.mm 150



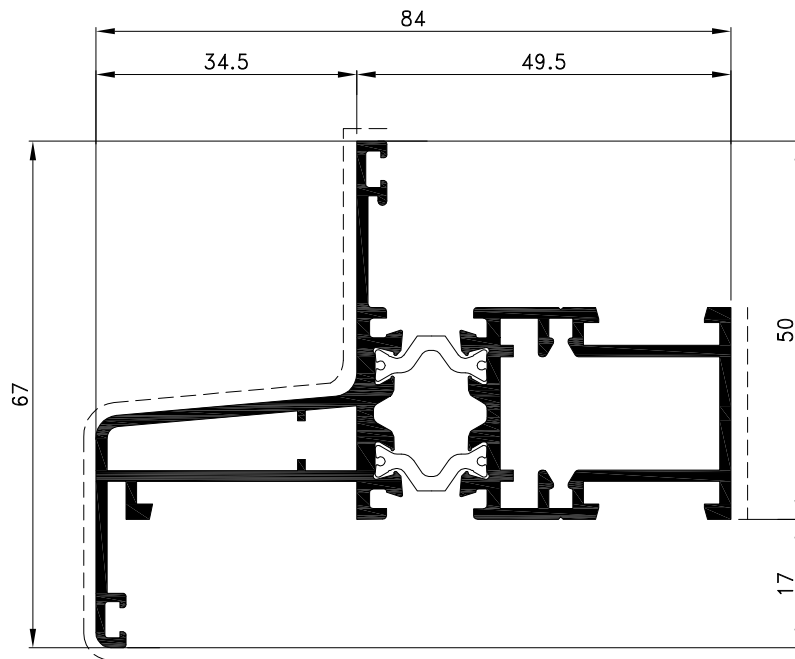
F-0832
težina kg/m 0.299
svj.povr.mm 45



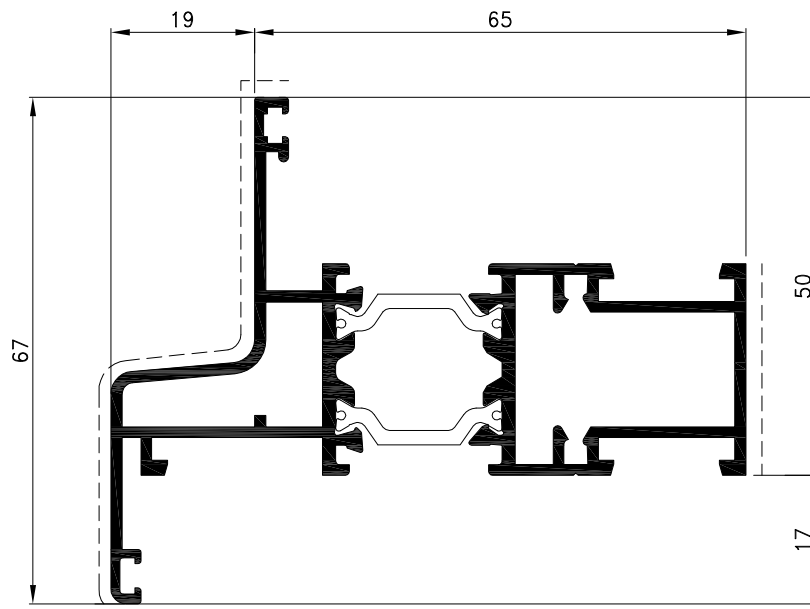
F-0833
 težiina kg/m 0.278
 svj.povr.mm



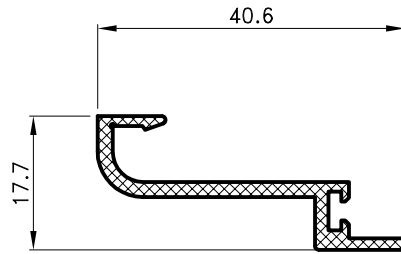
H-636
 težiina kg/m 0.277
 svj.povr.mm 72



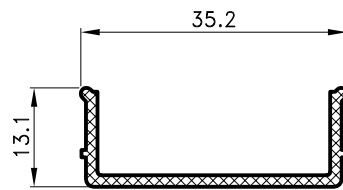
FT-0304
težina kg/m 1.567
svj.povr.mm 133



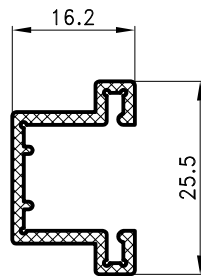
FT-0305
težina kg/m 1.558
svj.povr.mm 121



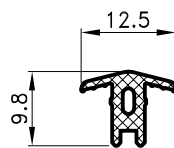
PVC1



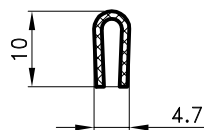
PVC2



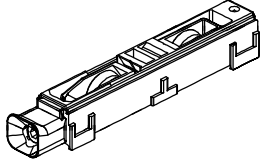
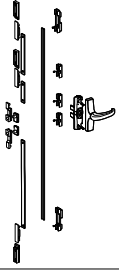
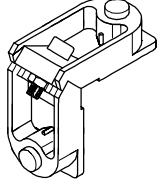
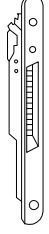
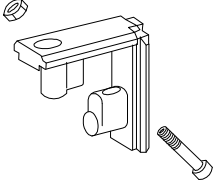
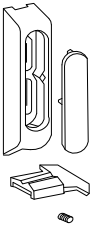
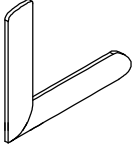
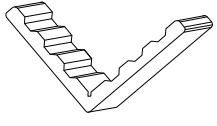
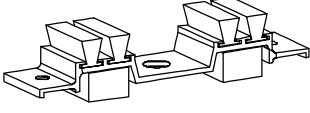
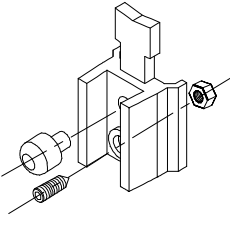
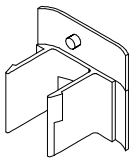
PVC3



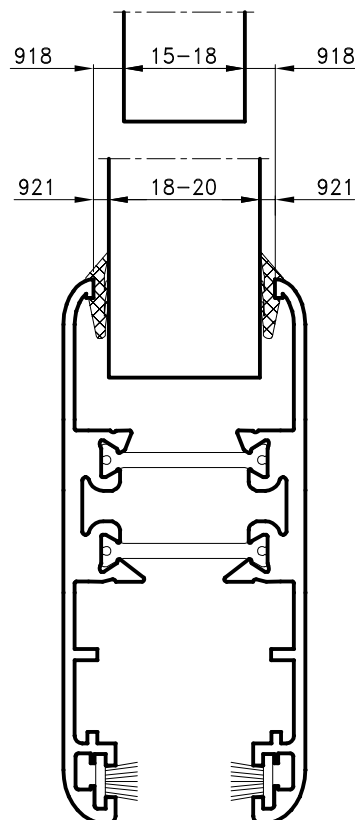
PAM1

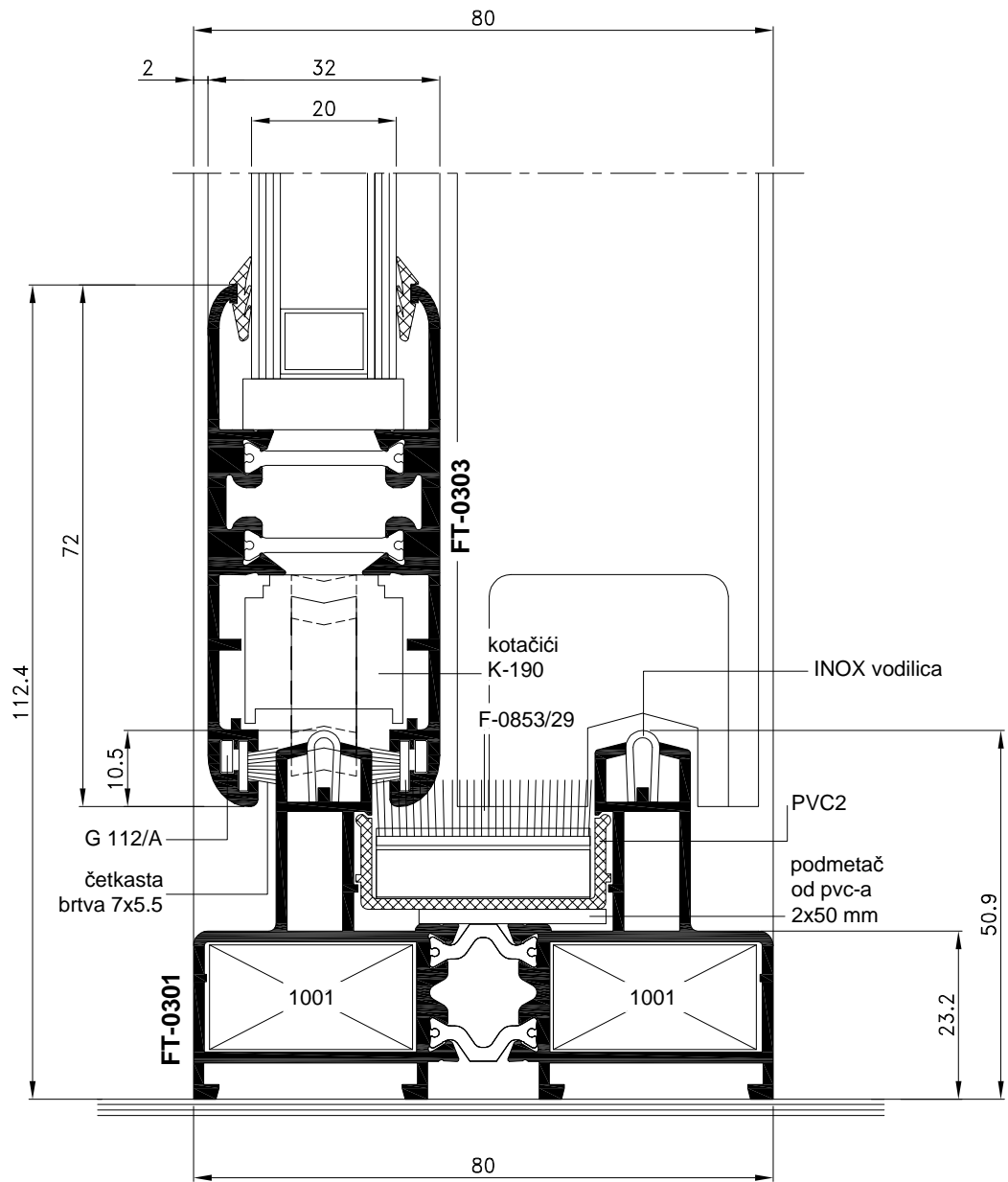
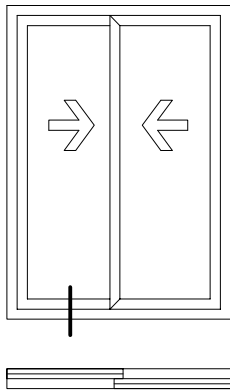


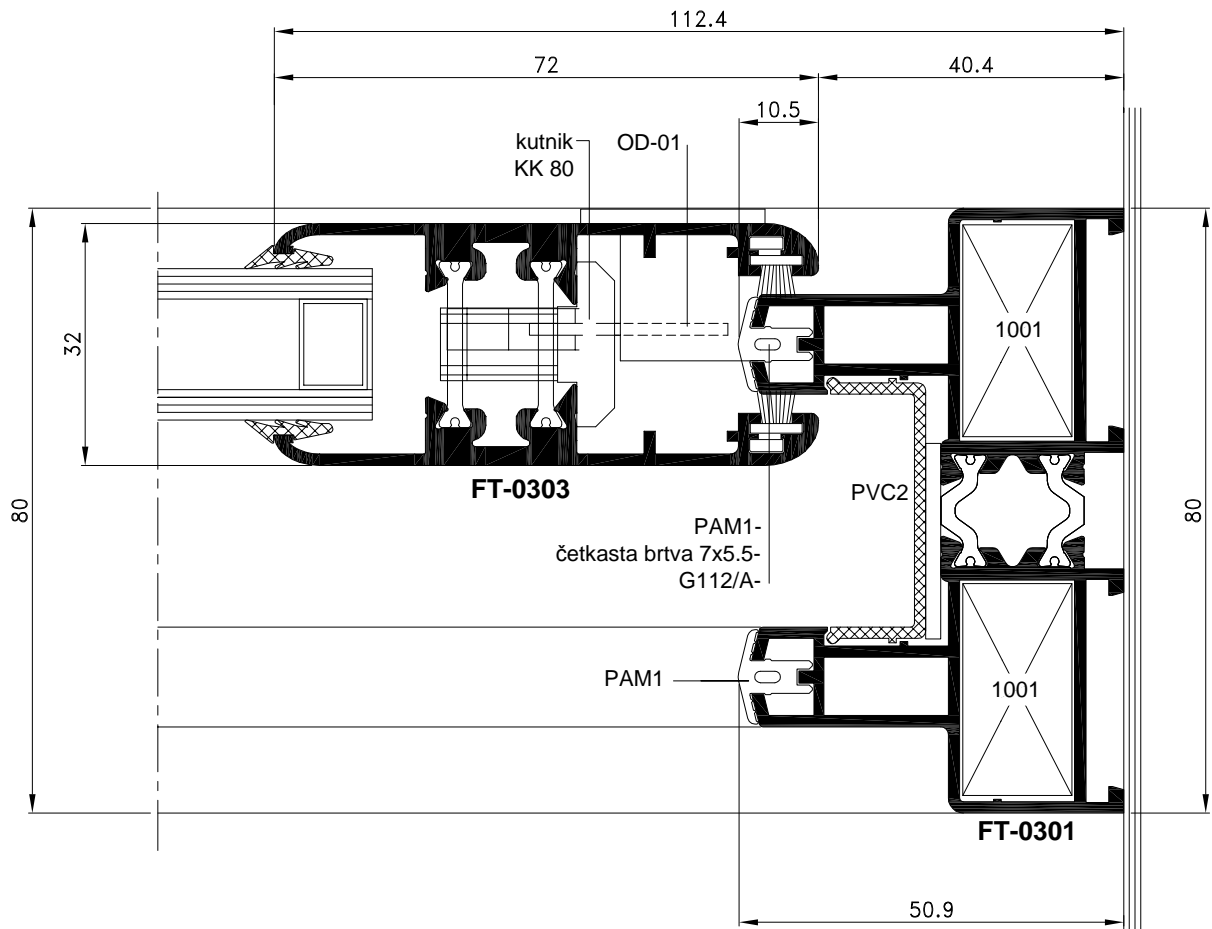
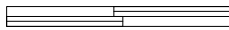
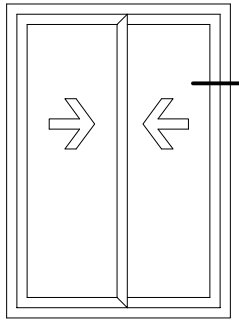
INOX VODILICA

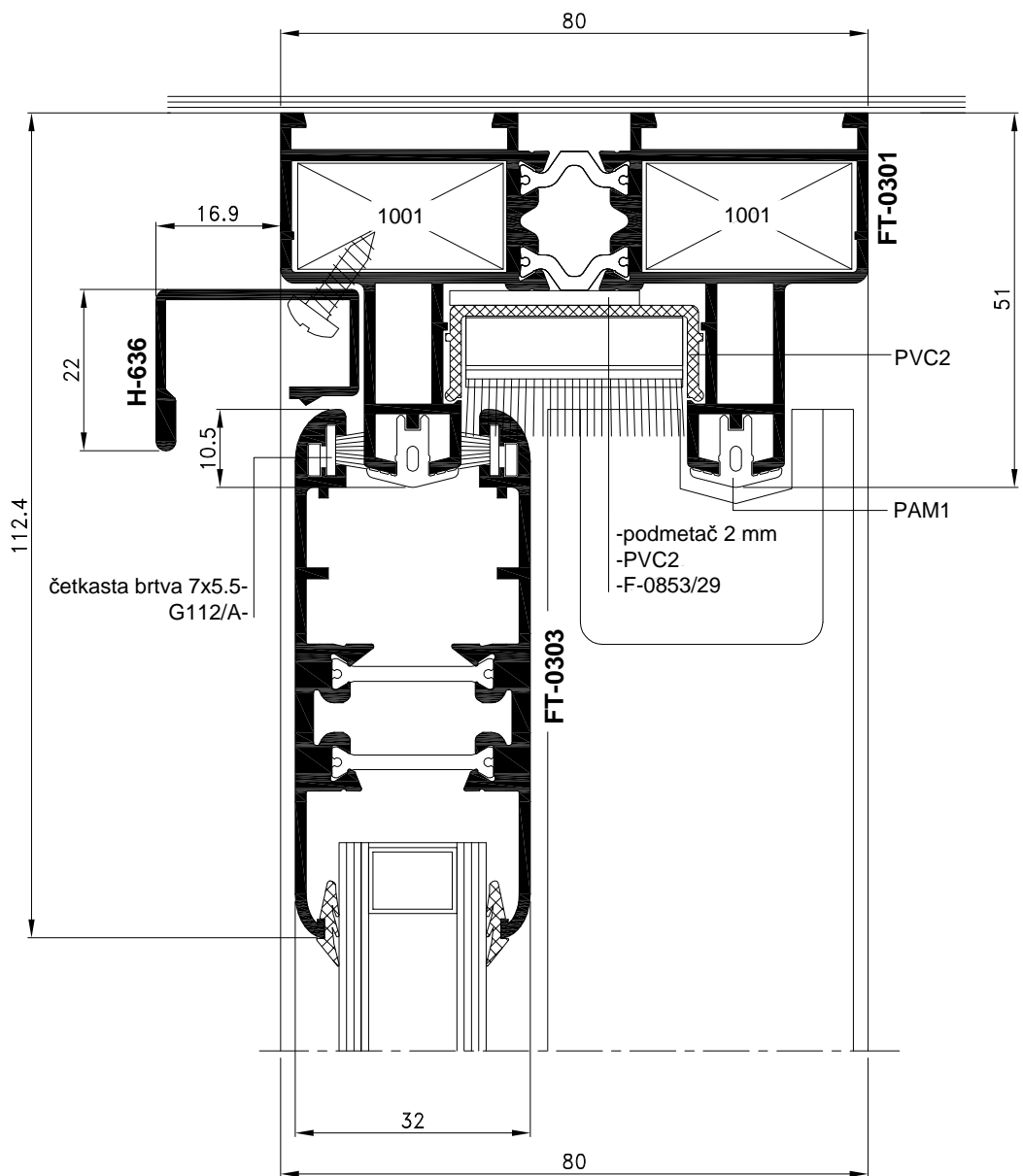
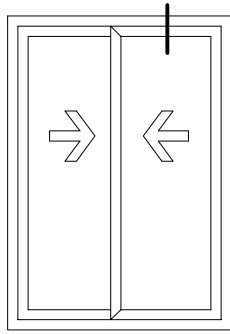
Oznaka	Opis	Oznaka	Opis
0595 RC <hr/> GS 3120	 KOTAČIĆI Nosivost- 100 kg/par <hr/> KOTAČIĆI Nosivost- 190 kg/par	Tris+ Opera Vip 5F EA001	 Ključanje na više mjesta-ručkom
1001 /0409/	 Kutnik okvira	Mita 4S 745	 Ključanje na jednom mjestu
KK 80	 Kutnik krila pvc	4S 740Z6	 Prihvat zapinjača
G112/A	 Pomoćni kutnik Inox	K-0272/A	 Kutnik L=6.5 mm Al.
F-0853/29	 Brtvilo		
OD-01	 Odstojnik i osigurač od vađenja krila pvc		
UM-01	 Umetak za profil F-0832- par pvc		

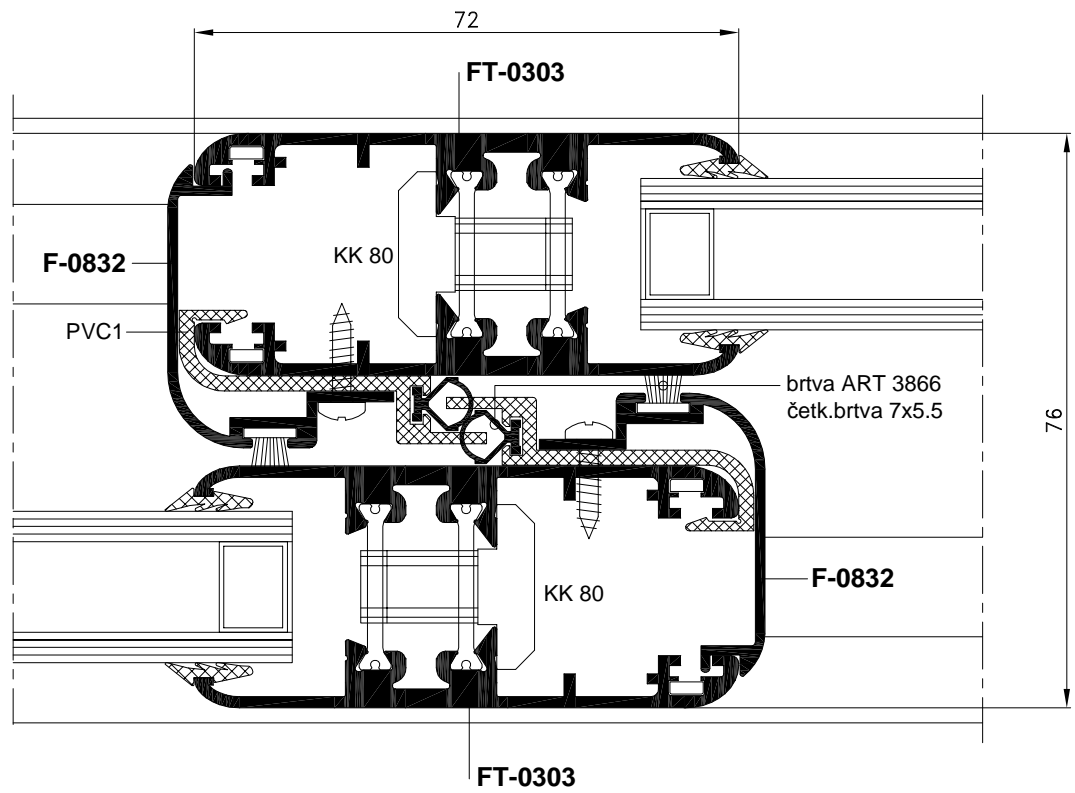
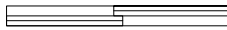
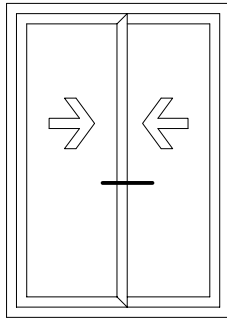
Oznaka	Izgled-presjek	Opis	Materijal	Težina g/ml
918		Brтва prema staklu Nosi 3.5-4.5 mm	EPDM	56
921		Brтва prema staklu Nosi 2-3 mm	EPDM	45
Četkasta brtva 7x5.5		Četkasta brtva 7x5.5		
ART 3866		Brтва na spoju krila		

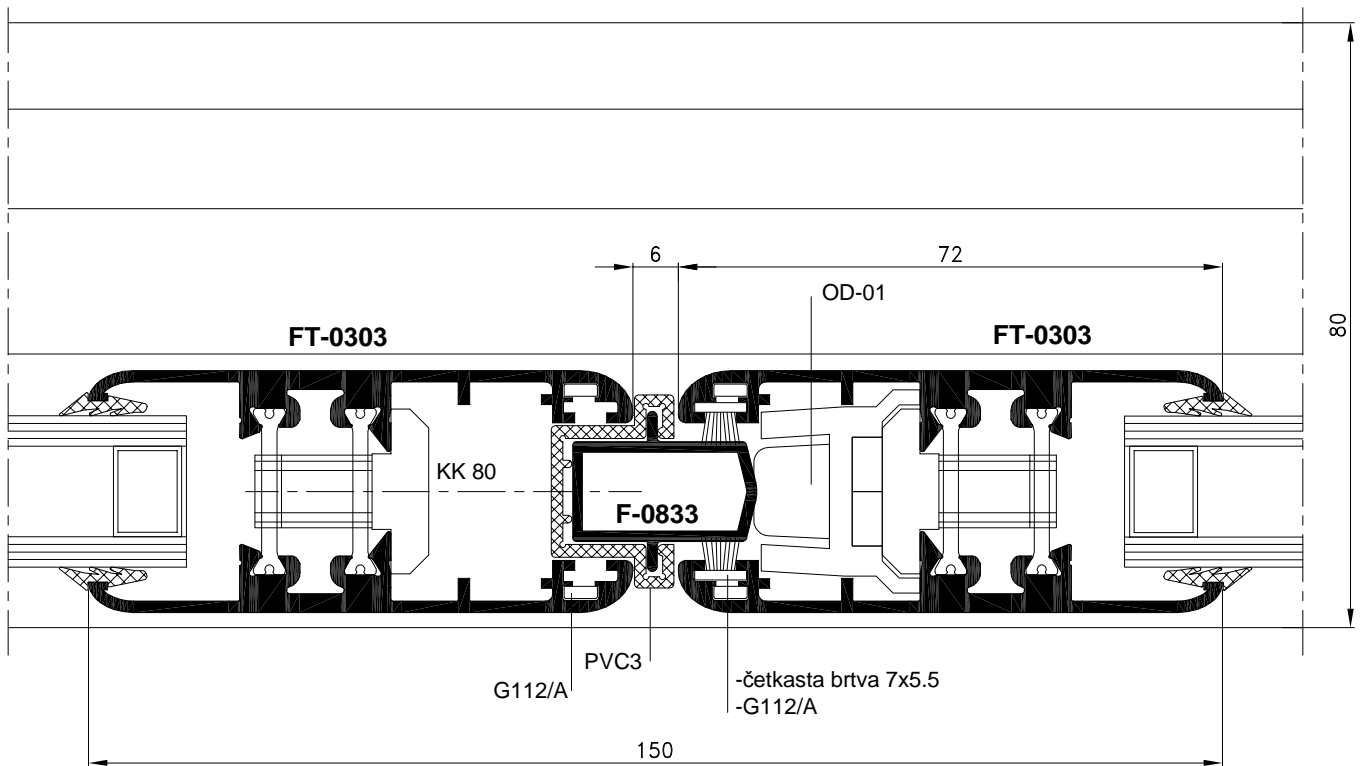

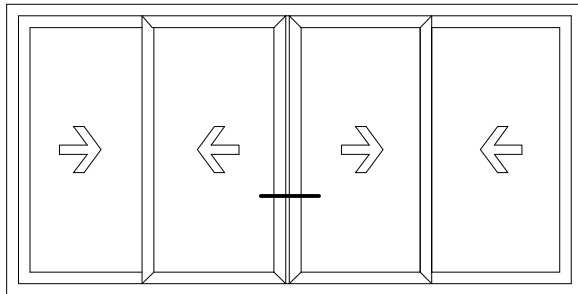


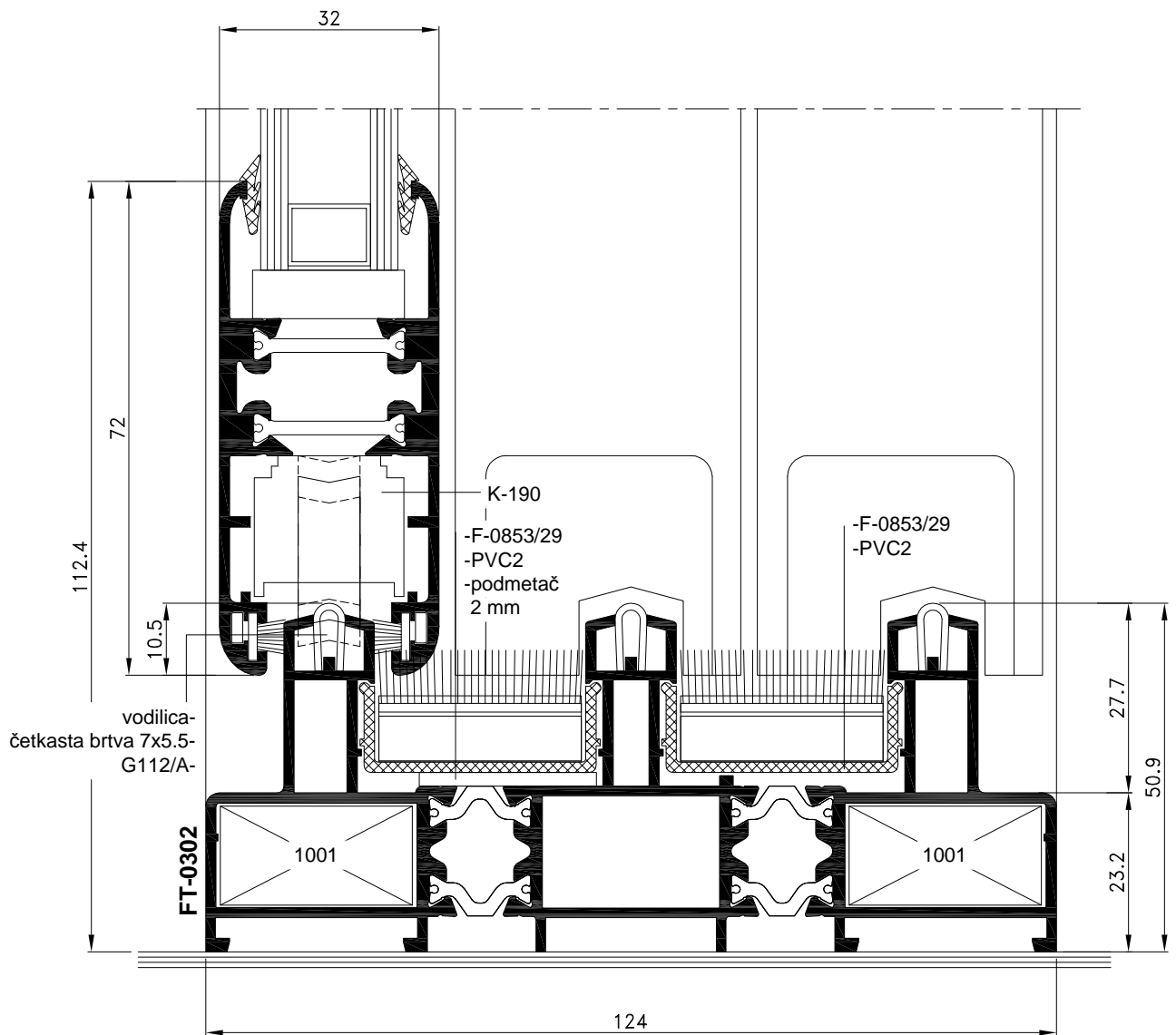
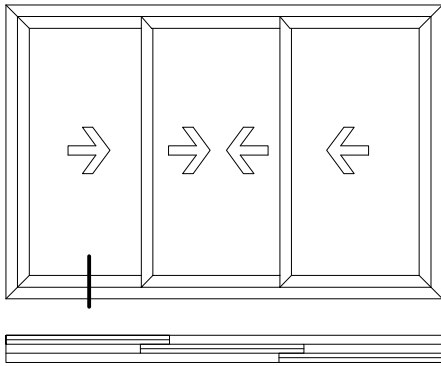


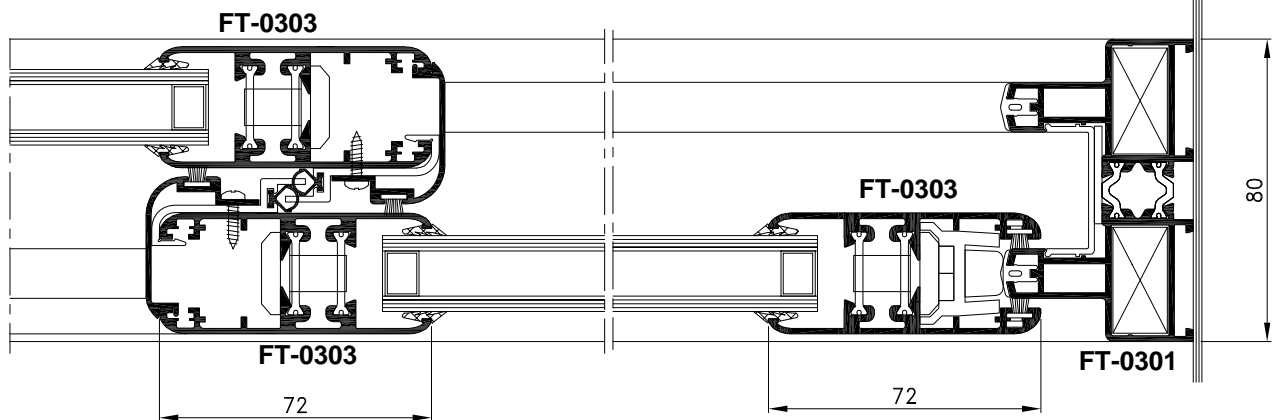
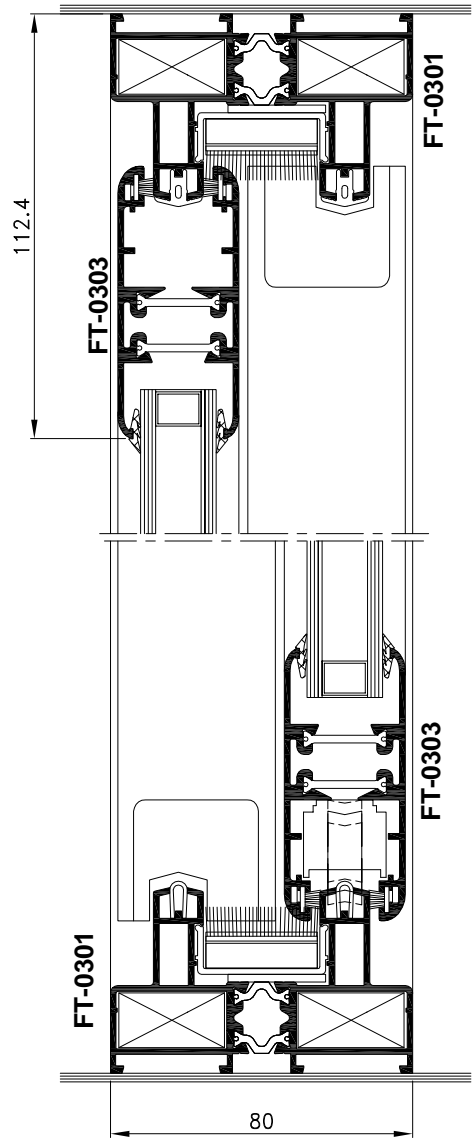
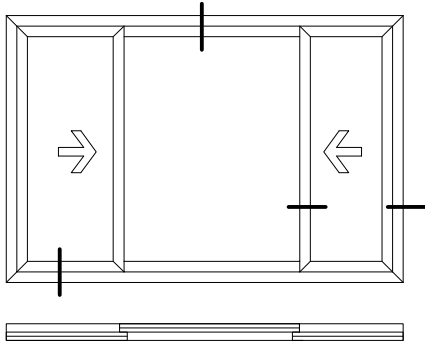


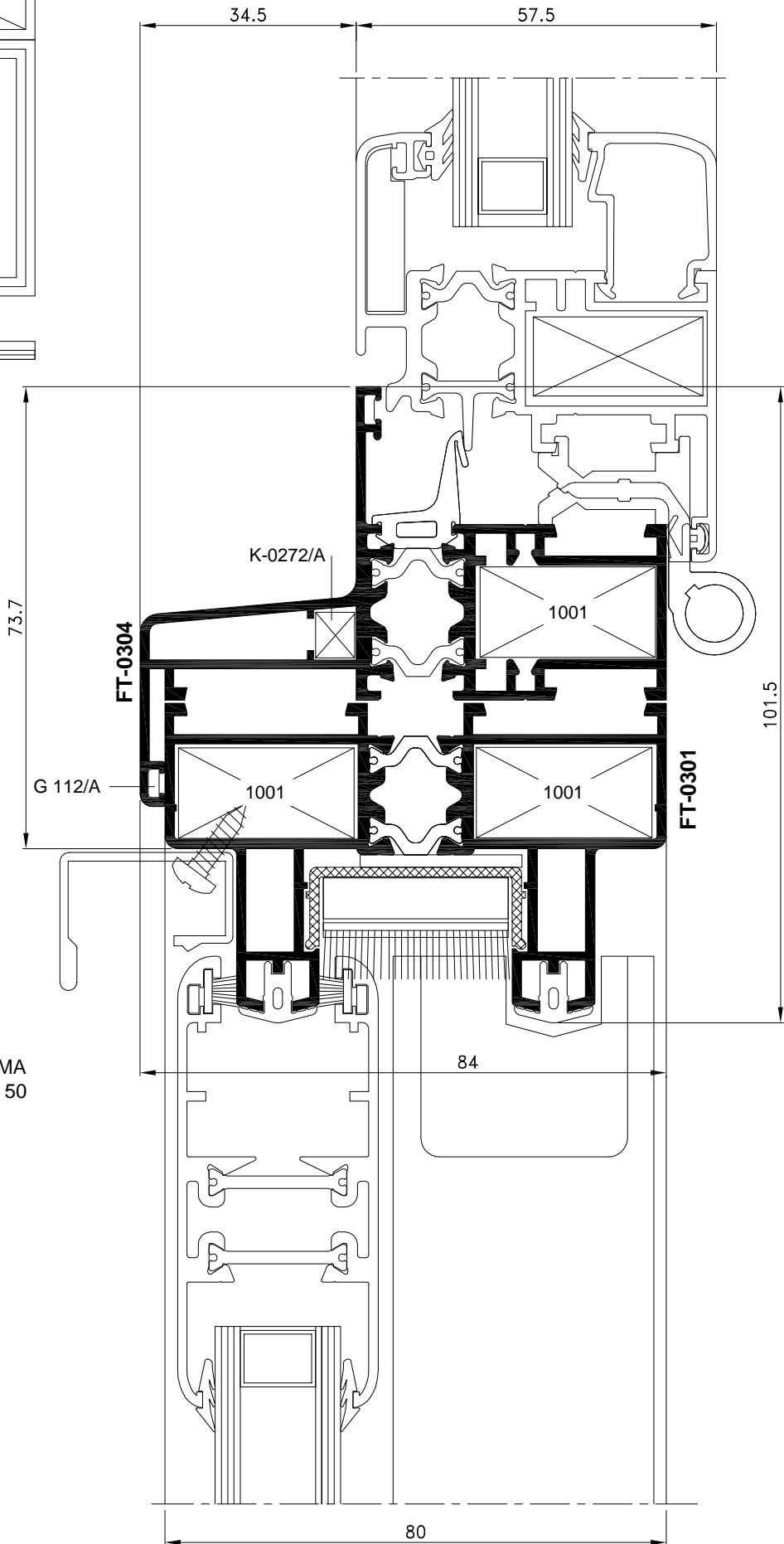
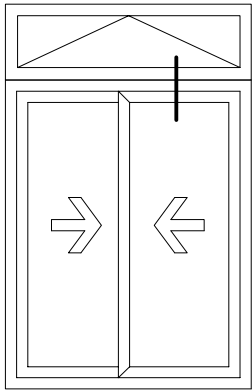




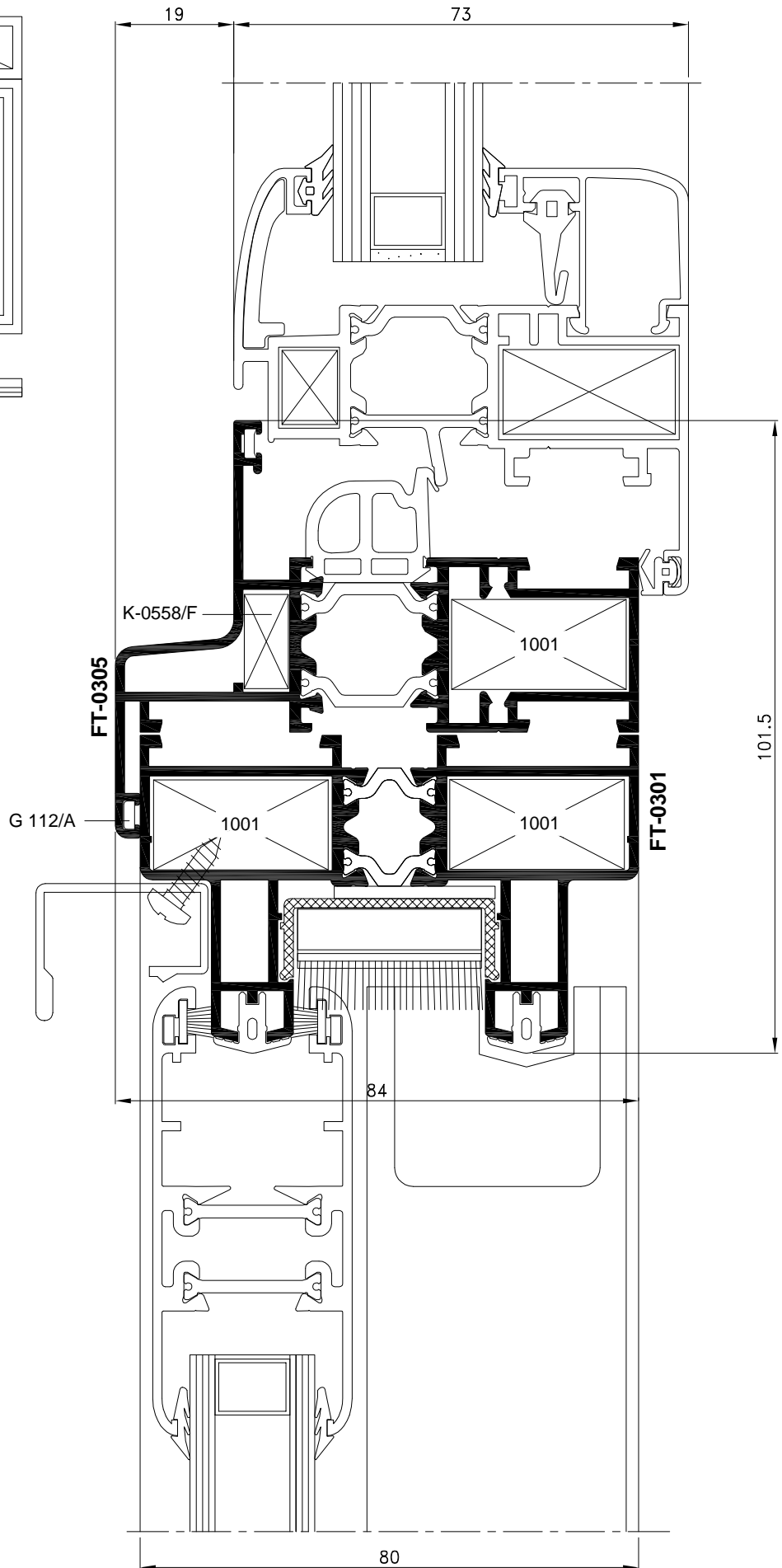
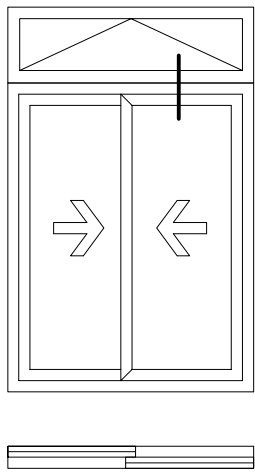




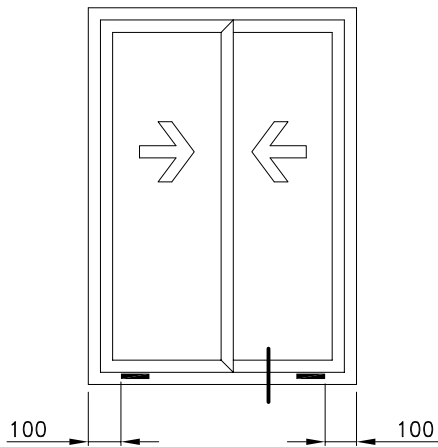




PRESJEK PREMA
SERIJI TERMO 50



PRESJEK PREMA
SERIJI TERMO 65

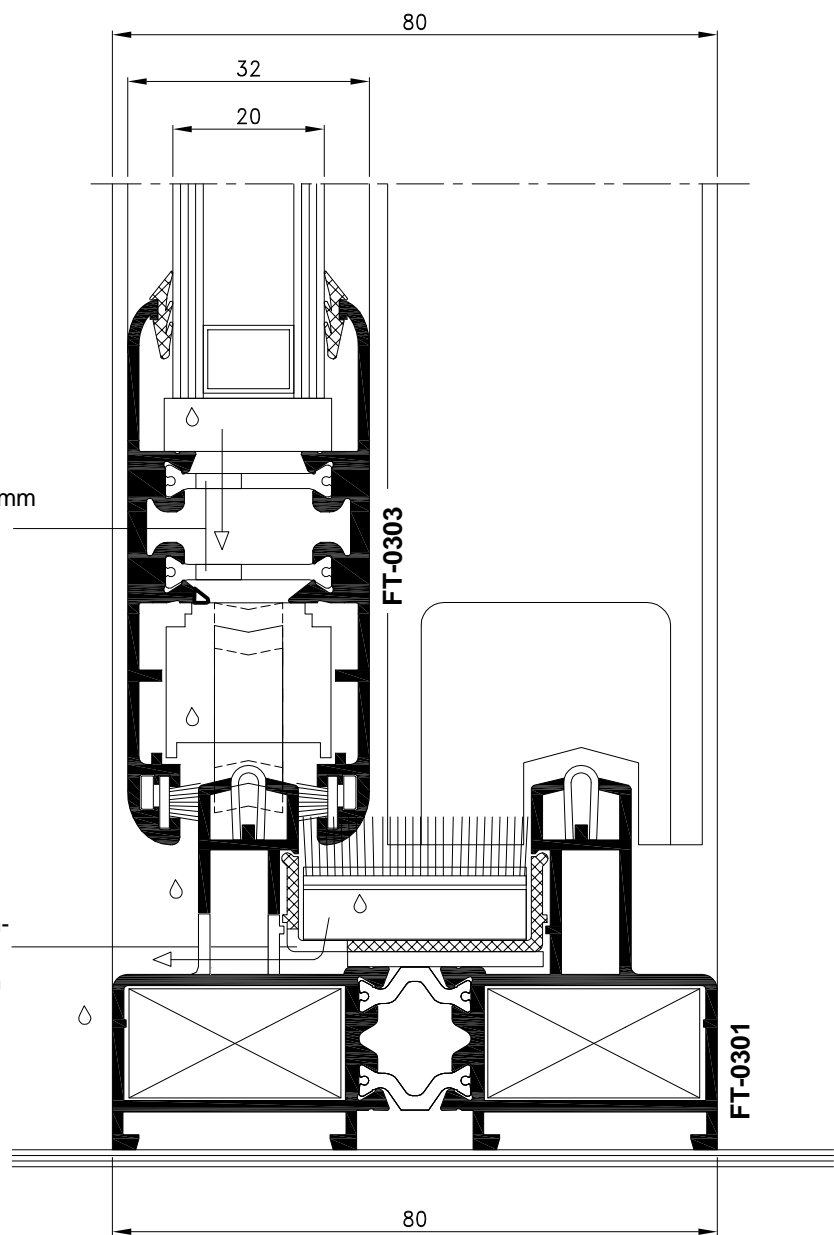


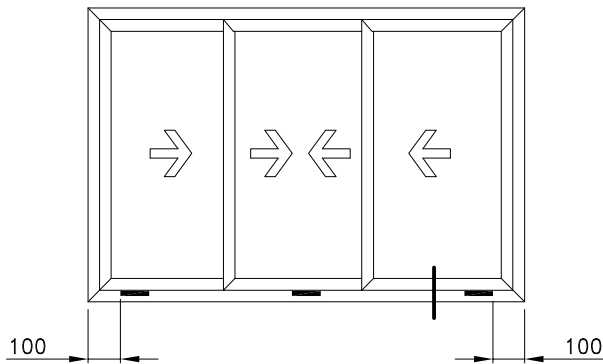
Izvod vode iz krila:

- obrada-rupe Ø6 mm na poliamidima

Izvod vode iz rama:

- obrada-8x30 mm-na al. profilu
- obrada-6x30 mm na PVC 2





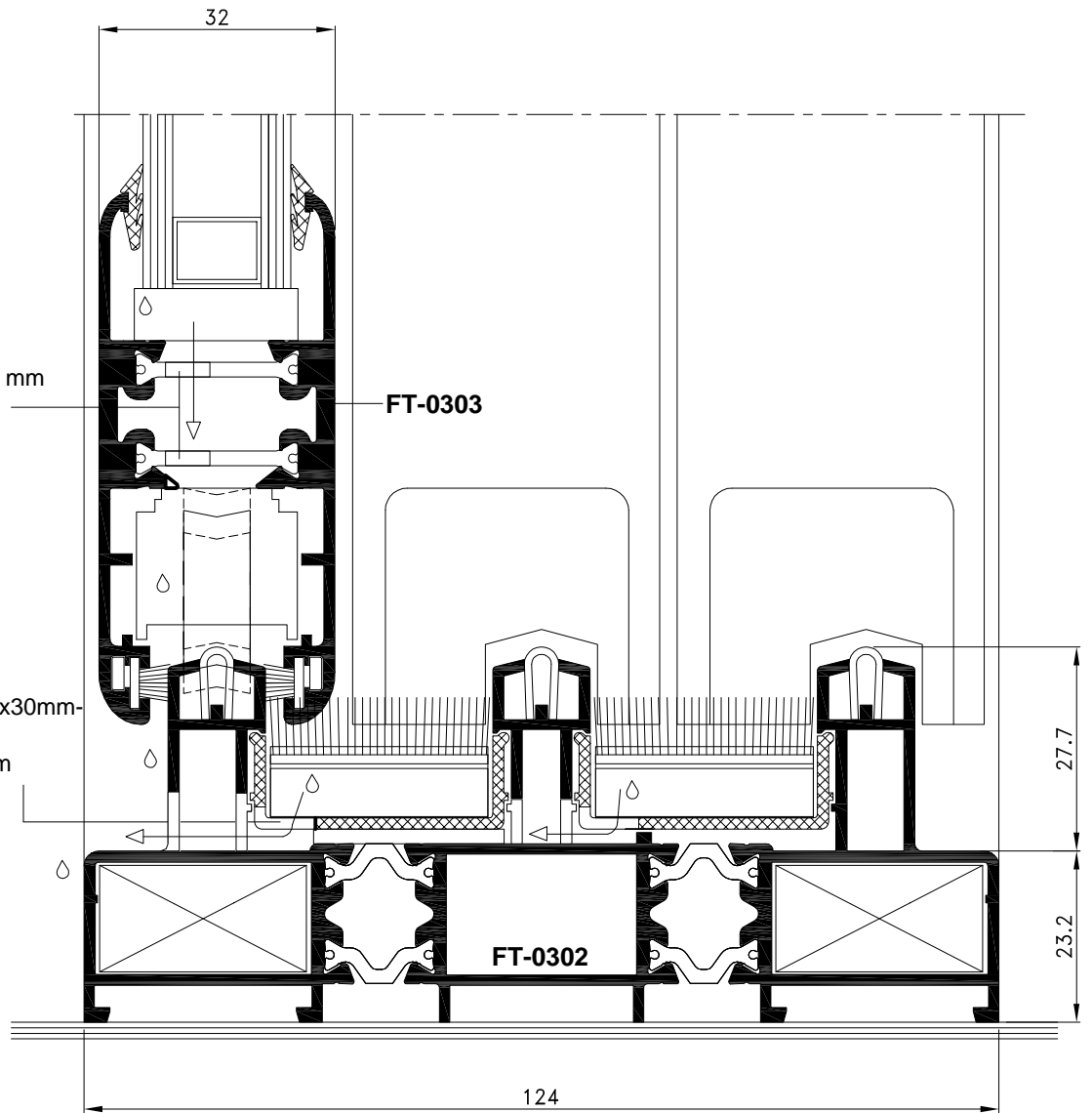
Izvod vode iz krila:

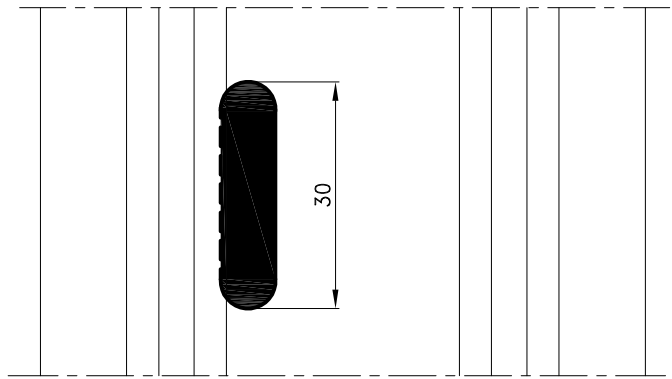
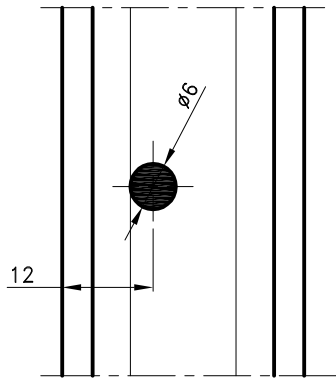
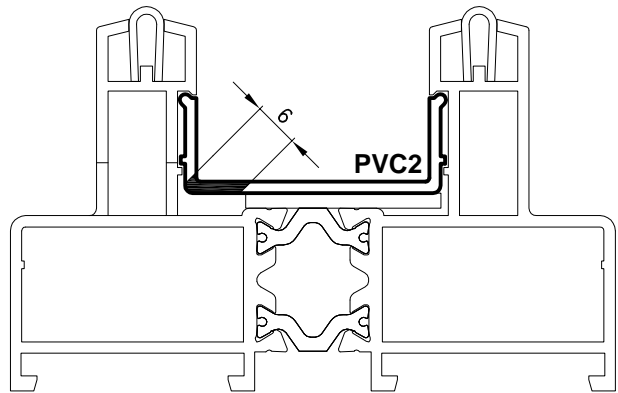
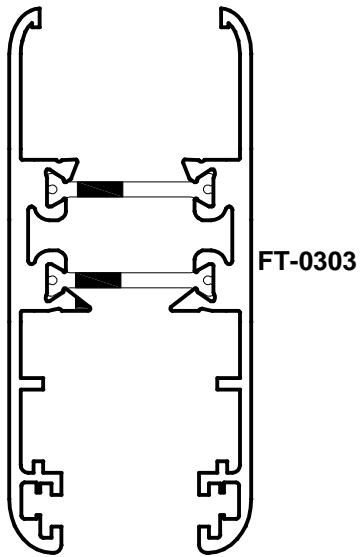
- obrada-rupe Ø6 mm na poliamidima

FT-0303

Izvod vode iz rama:

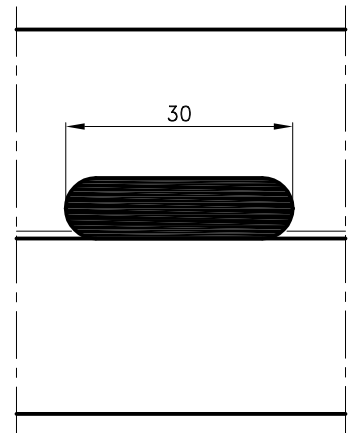
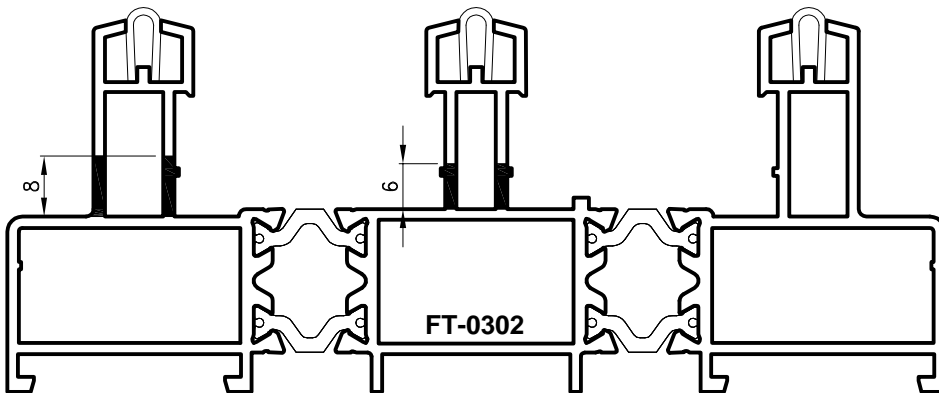
- obrada-8x30 / 6x30mm-na al. profilu
- obrada-6x30 mm na PVC 2



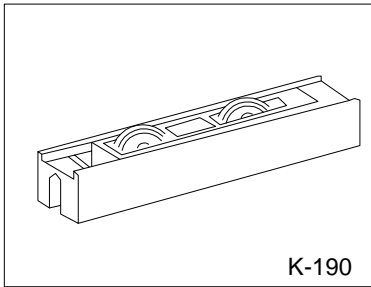
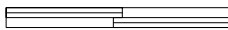



OBRADA NA PROFILU KRILA FT-0303

OBRADA NA PROFILU PVC2
/ ista obrada za dvostazni i trostazni profil/

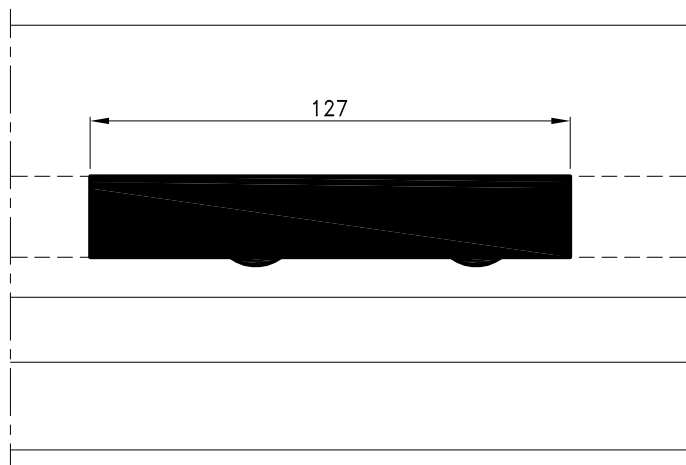
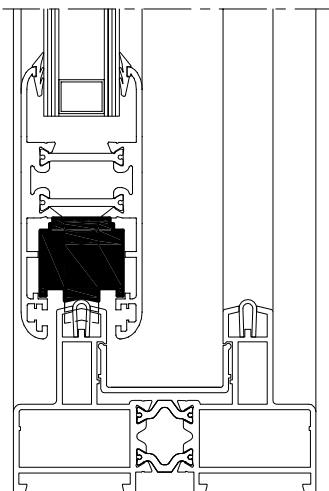
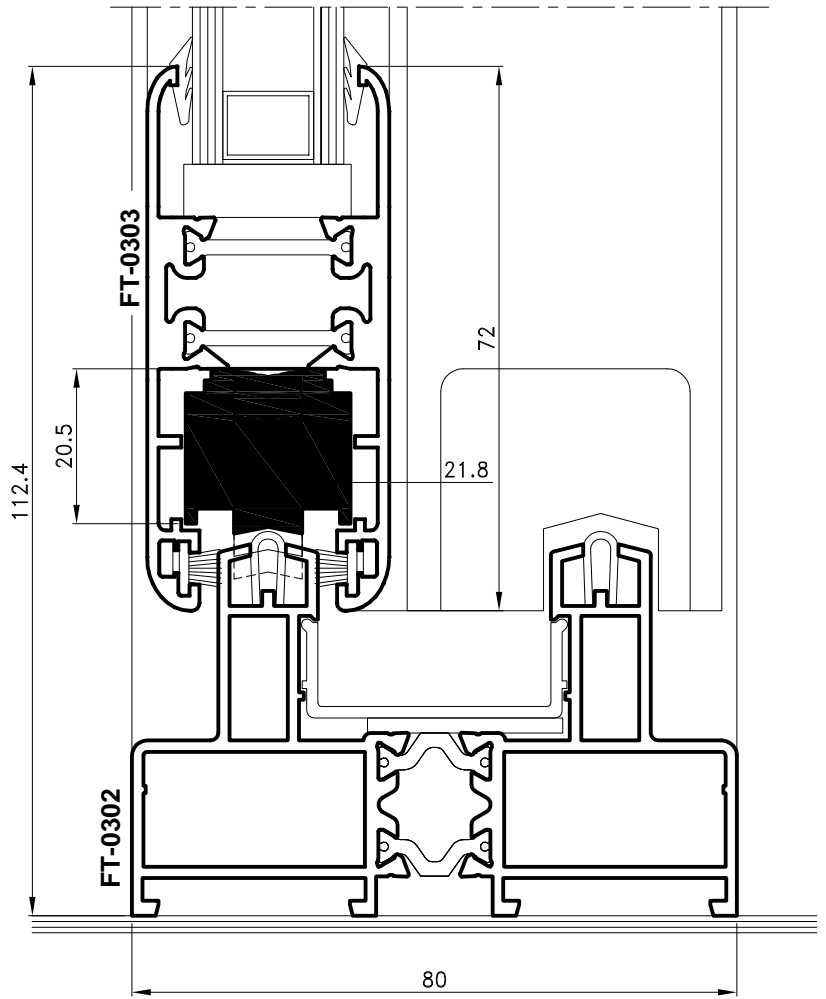


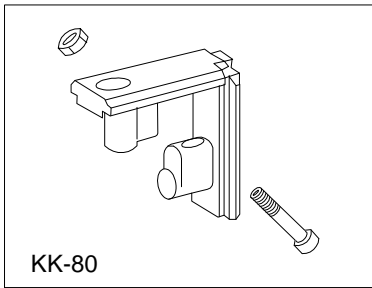
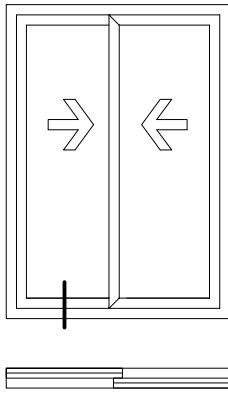
OBRADA NA PROFILU RAMA FT-0302
/ FT-0301 /



K-190

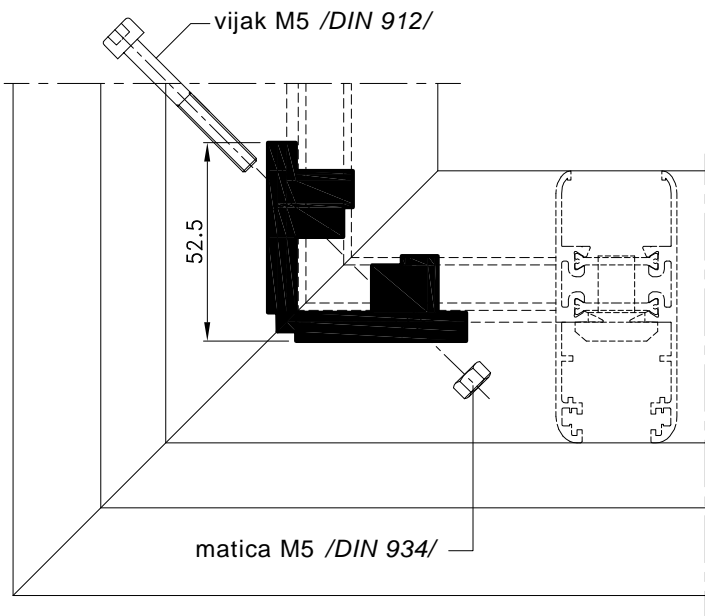
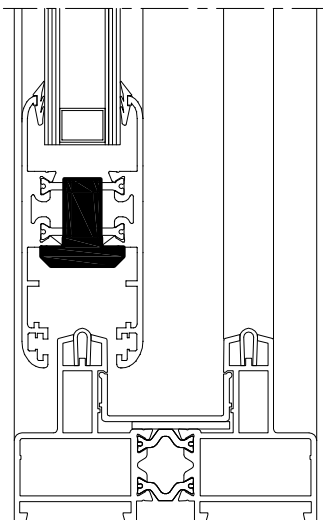
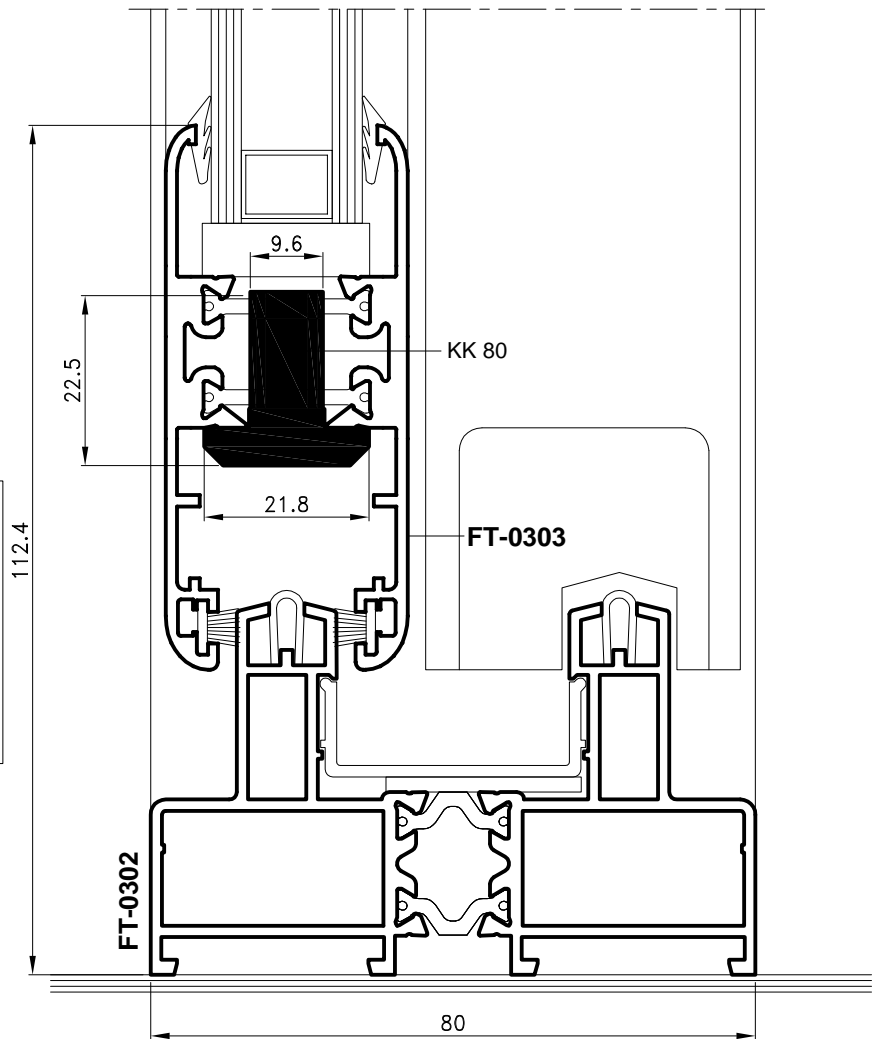
- dva kotačića po krilu
- regulacija položaja krila po visini - pomoću kotačića

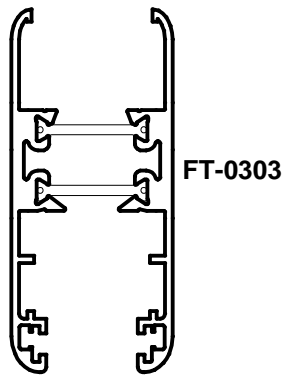




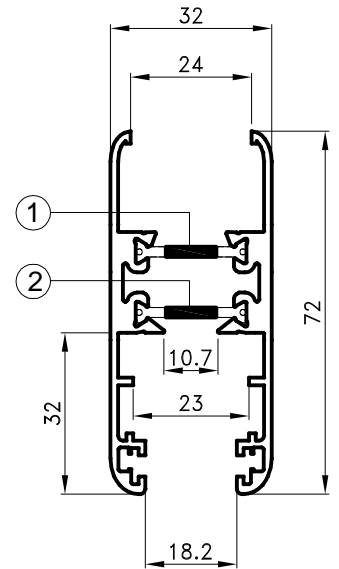
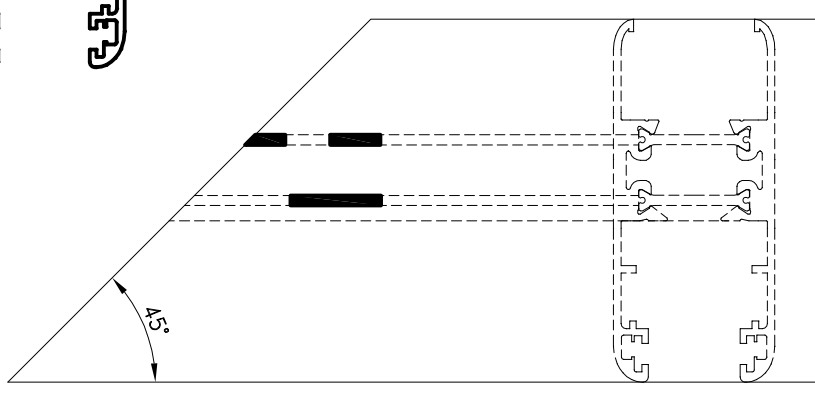
KK-80

- kutnik iz dva dijela
- dio za vijak
- dio za šesterostranu maticu

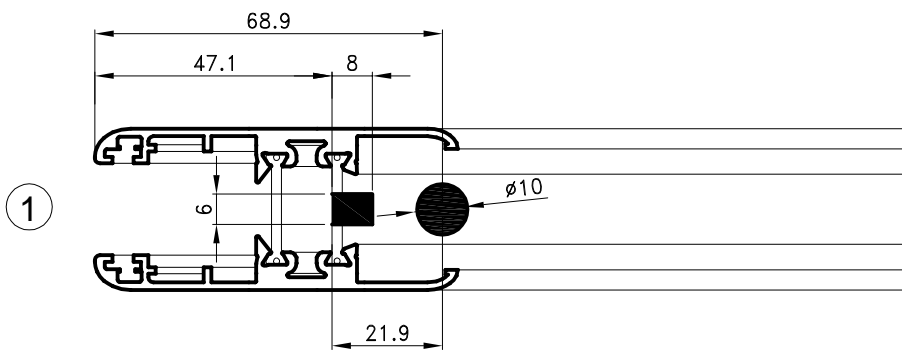




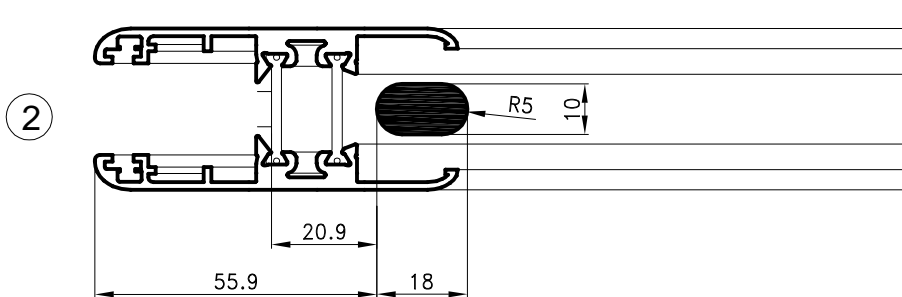
OBRADA PROFILA KRILA ZA SMJEŠTAJ KUTNIKA-KK 80



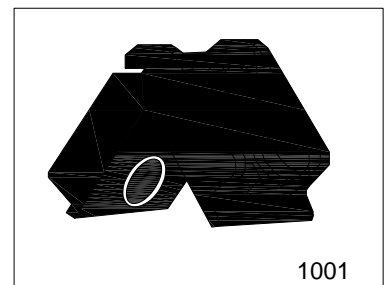
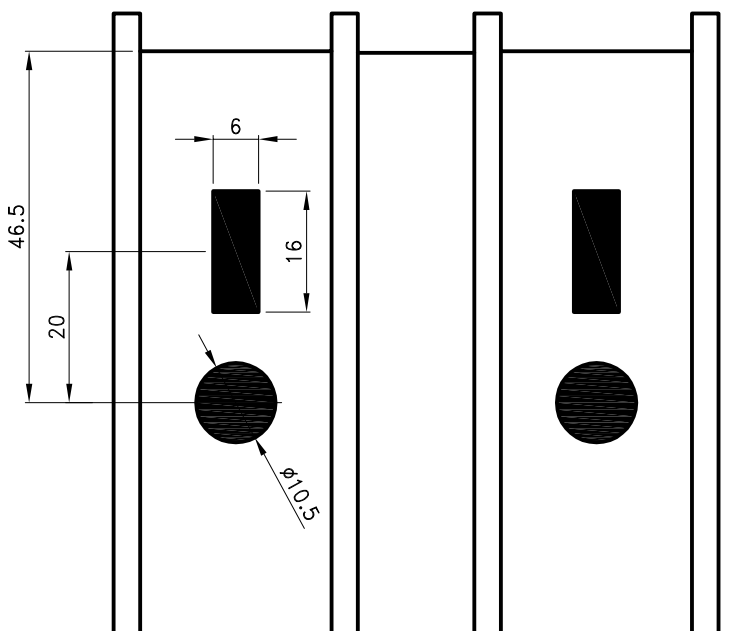
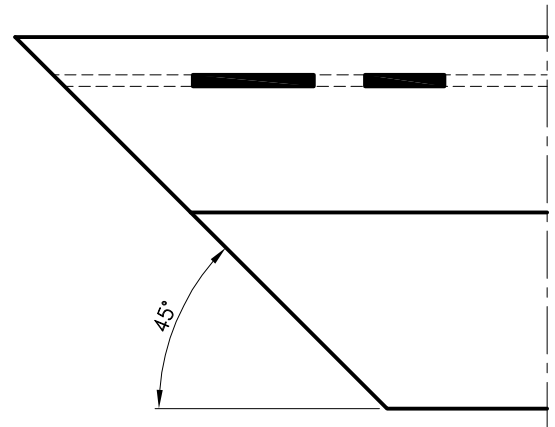
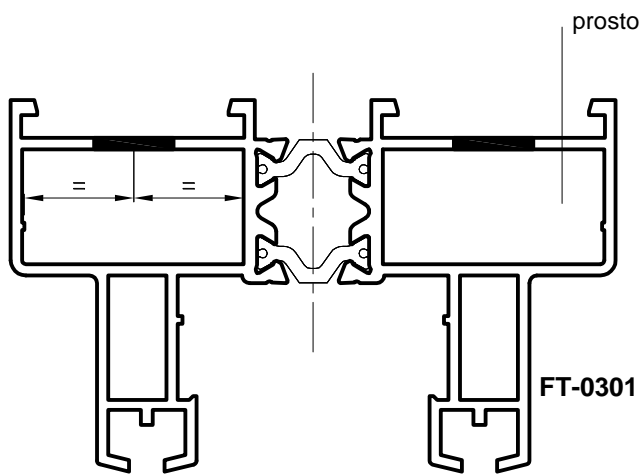
OBRADA NA GORNJEM POLIAMIDU

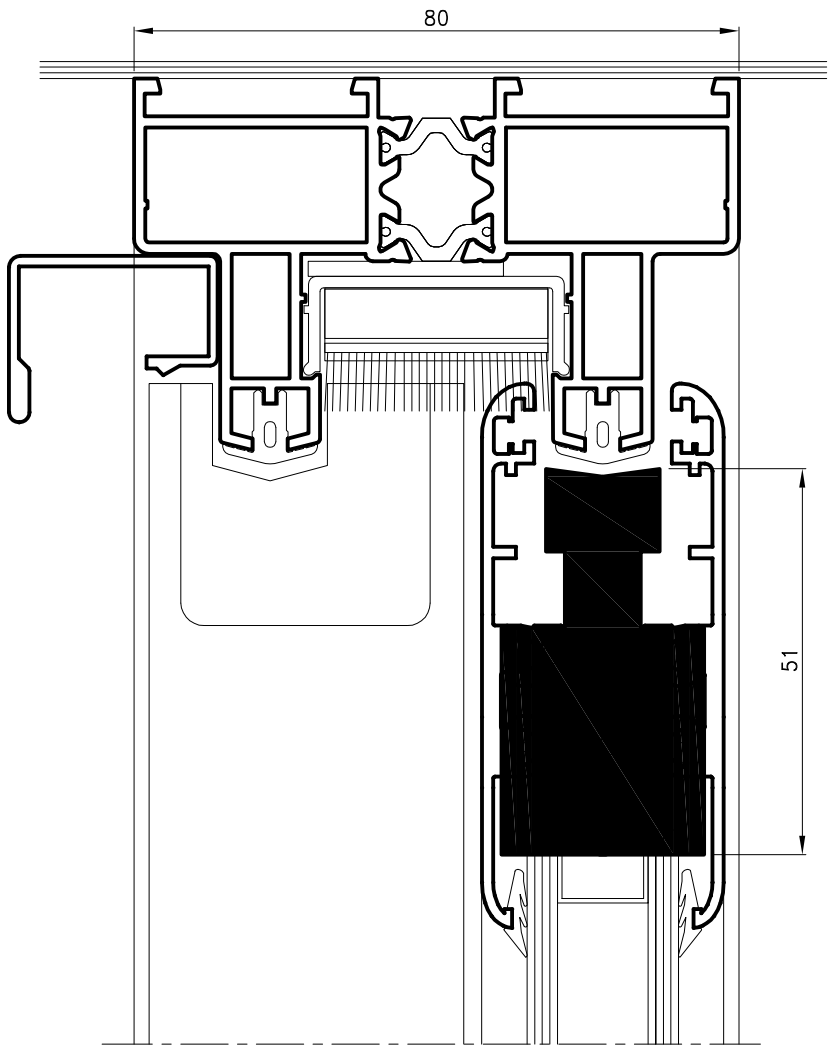
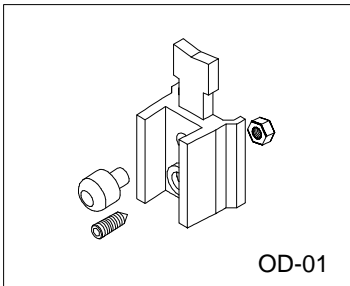
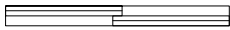
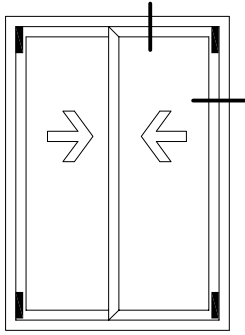


OBRADA NA DONJEM POLIAMIDU



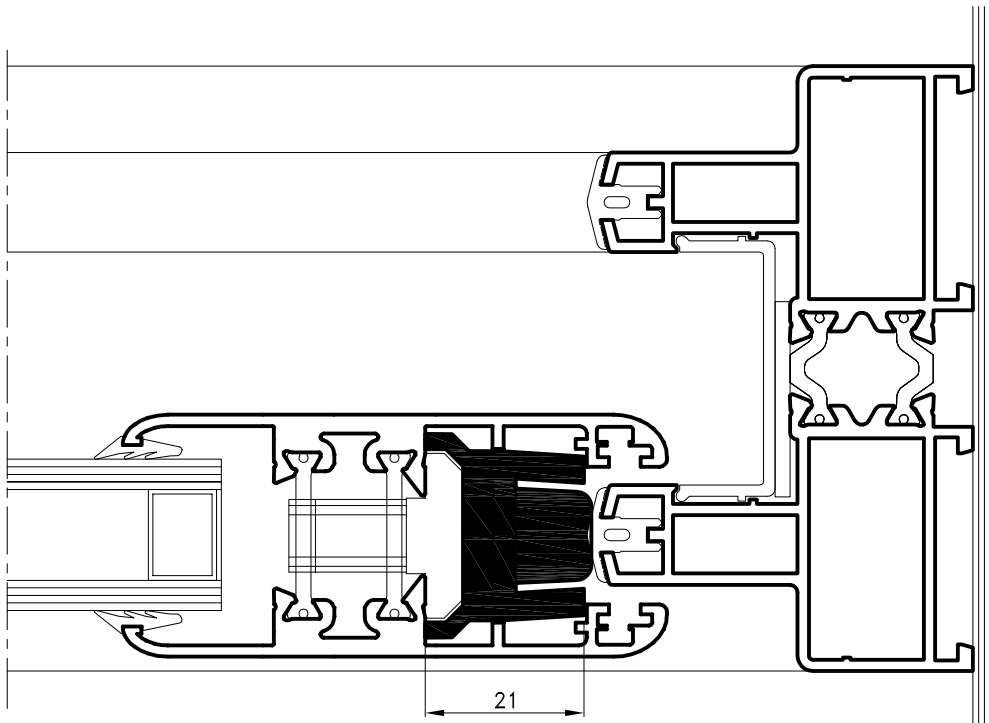
OBRADA PROFILA RAMA FT-0301 ZA SMJEŠTAJ KUTNIKA 1001

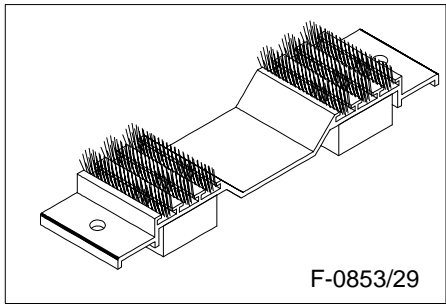
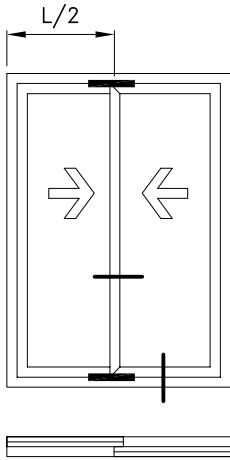




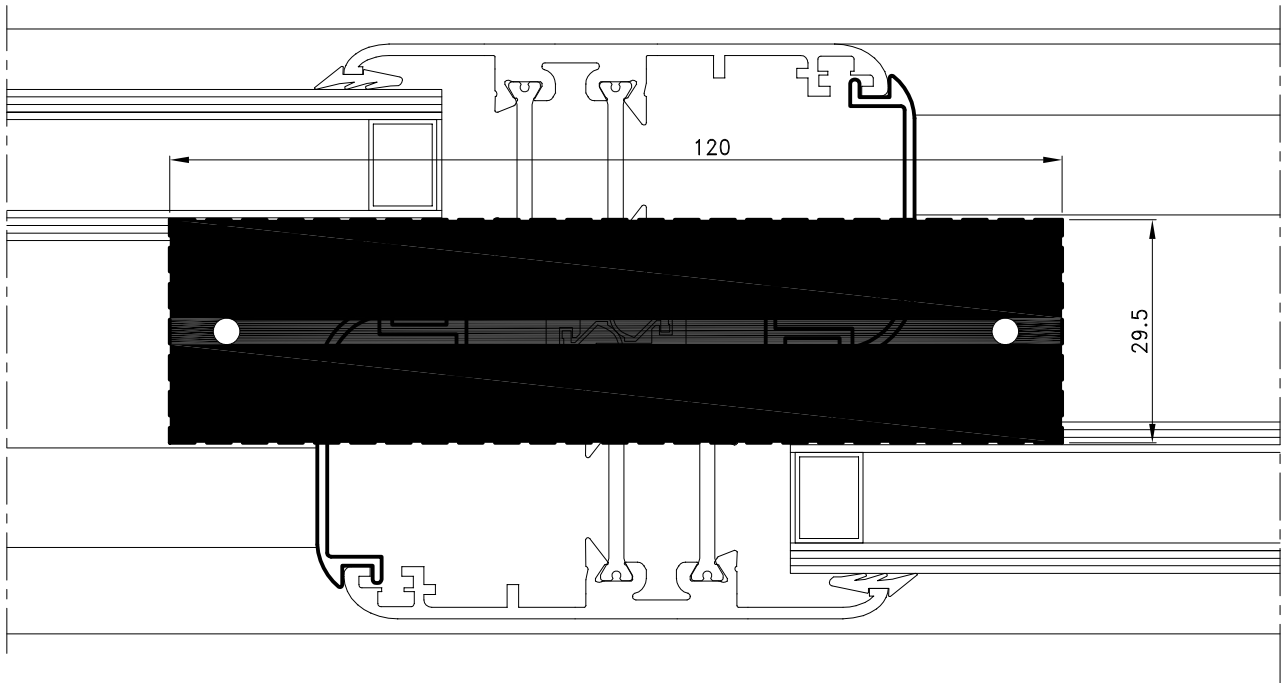
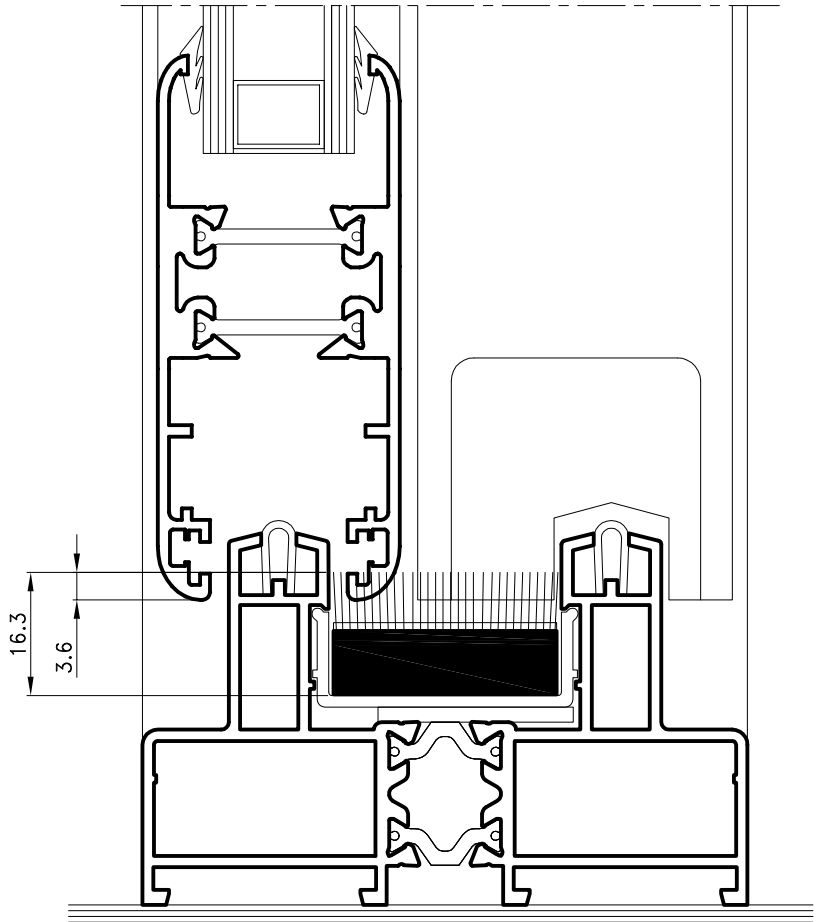
Koristi se kao:

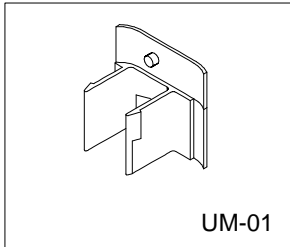
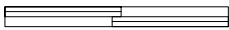
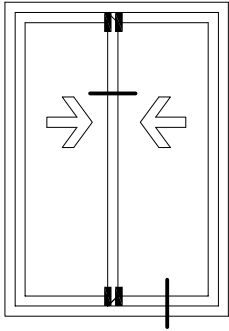
- odstojnik-sprječava udarce krila u ram
- osigurač od vađenja krila





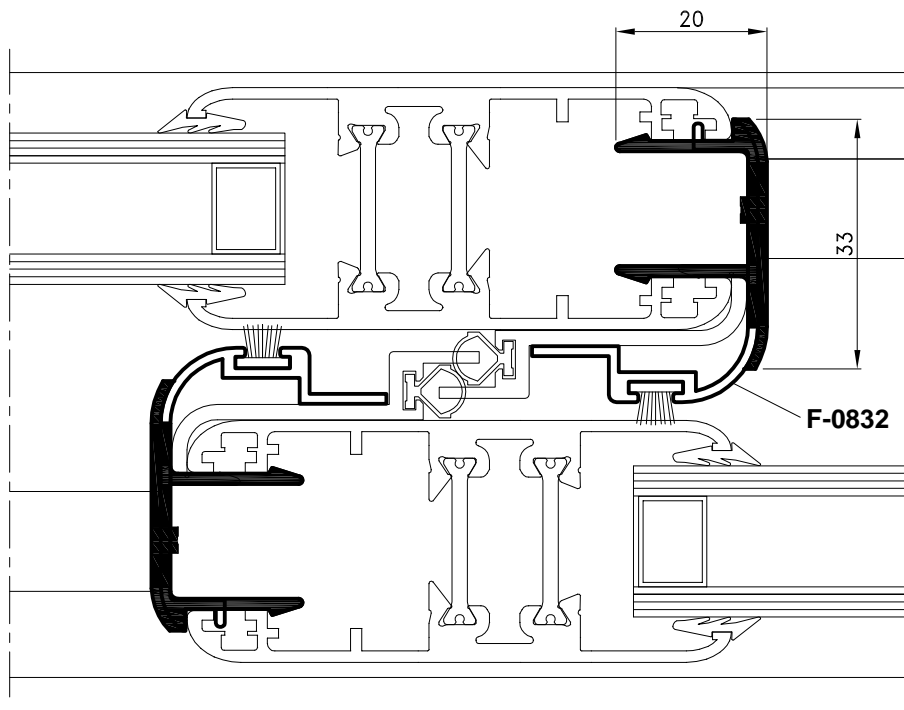
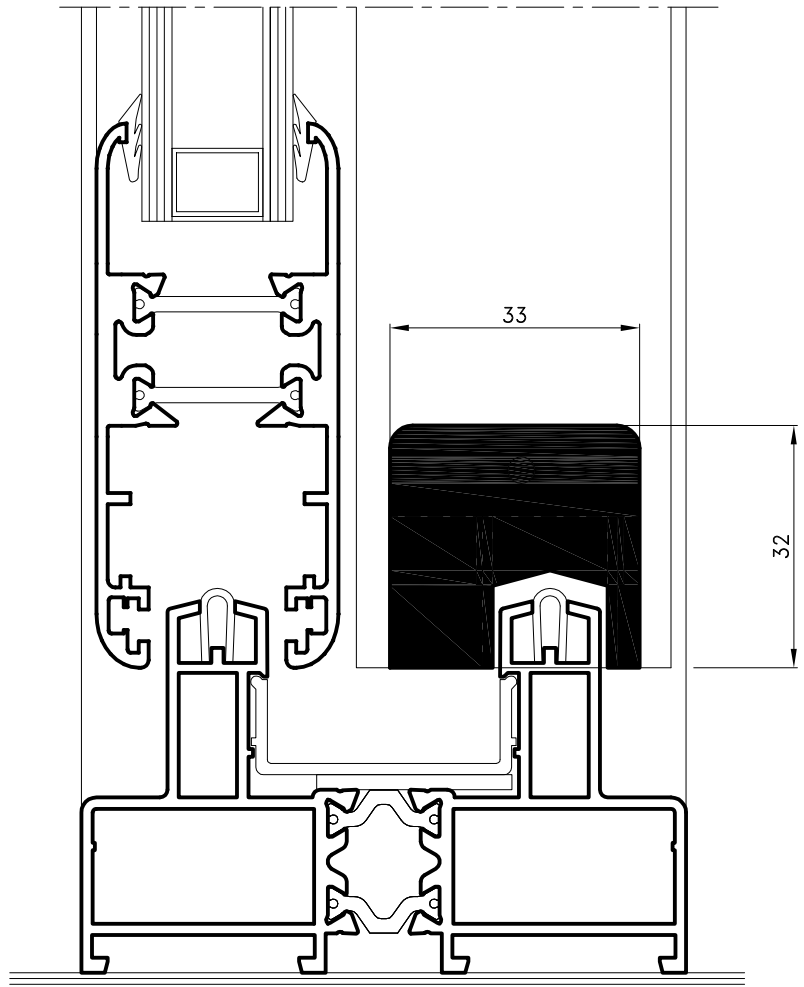
- zaptiva prostor između krila i rama u zatvorenom položaju
- sprječava prodor vode iz vanjskog u unutarnji prostor klizne staze

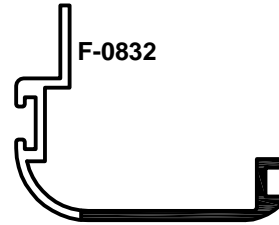
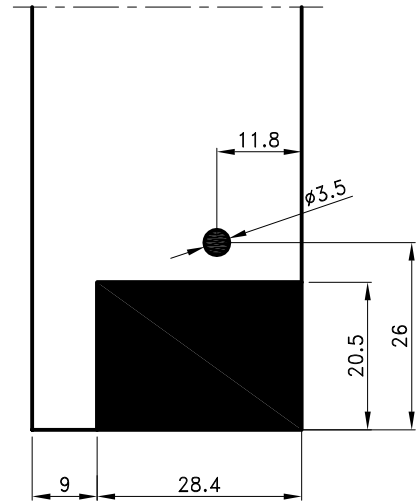

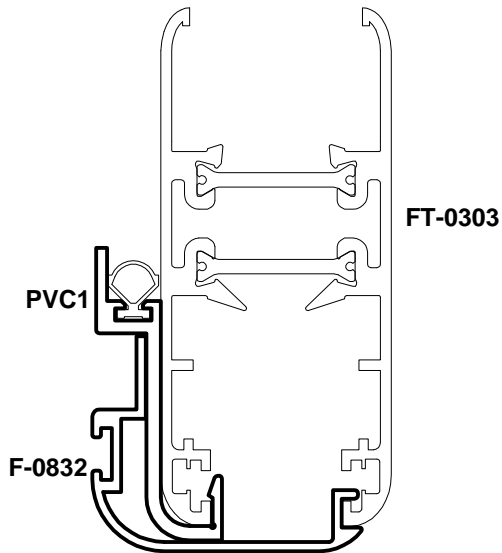





UM-01

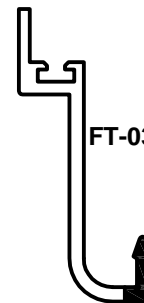
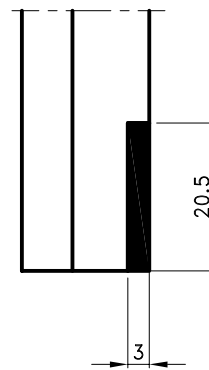
- maskira prostor nalijeganja krila na kliznu stazu
- donji i gornji umetak
- za smještaj umetka-potrebna obrada profila F-0832 i PVC-1





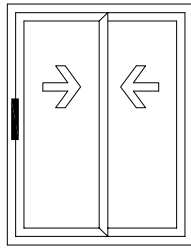
OBOSTRANA-SIMETRIČNA OBRADA PROFILA

OBRADA PROFILA F-0832 ZA PRIHVAT UMETKA

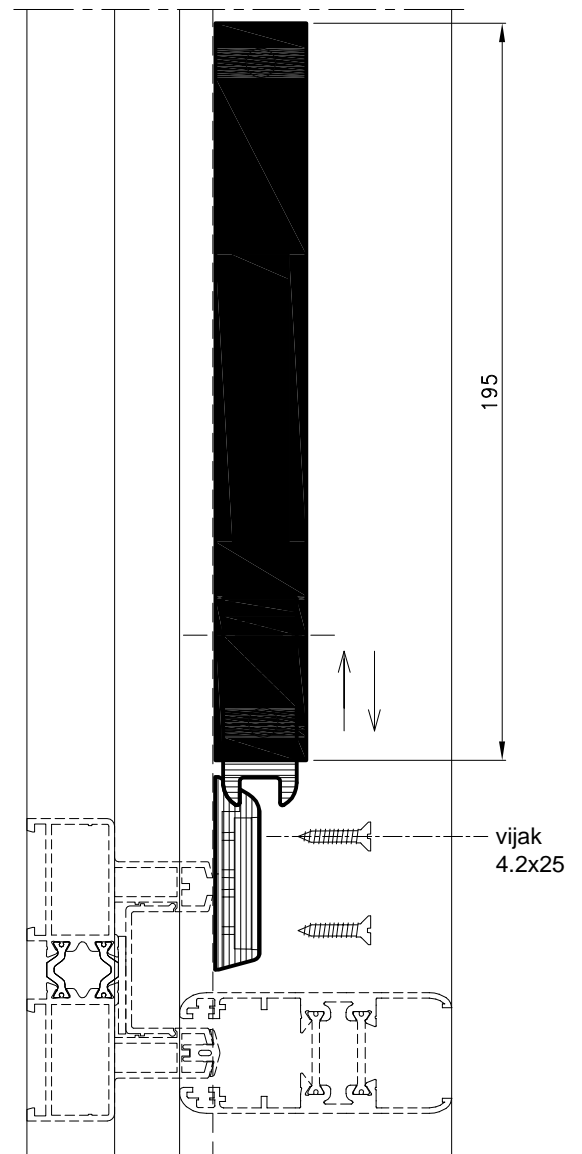
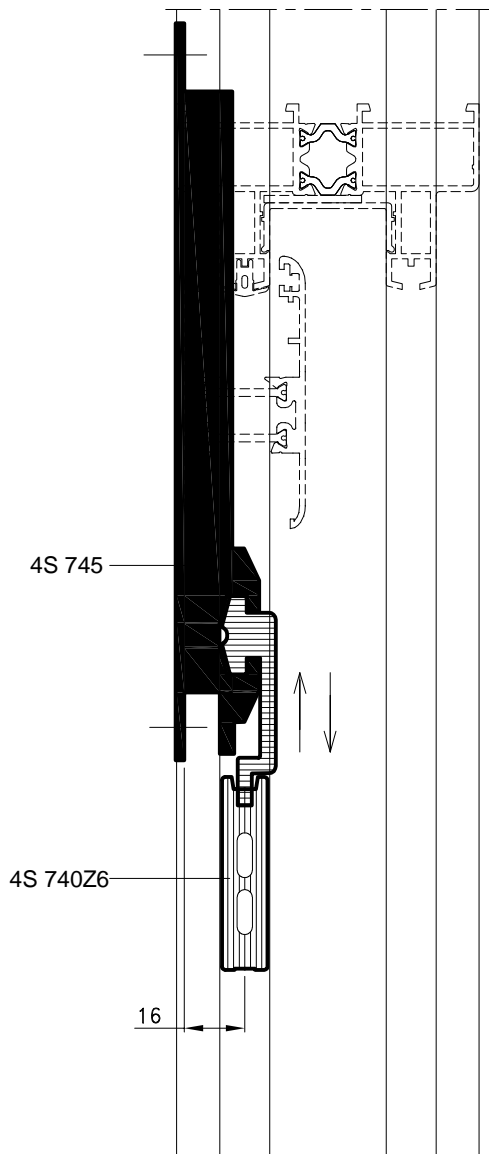
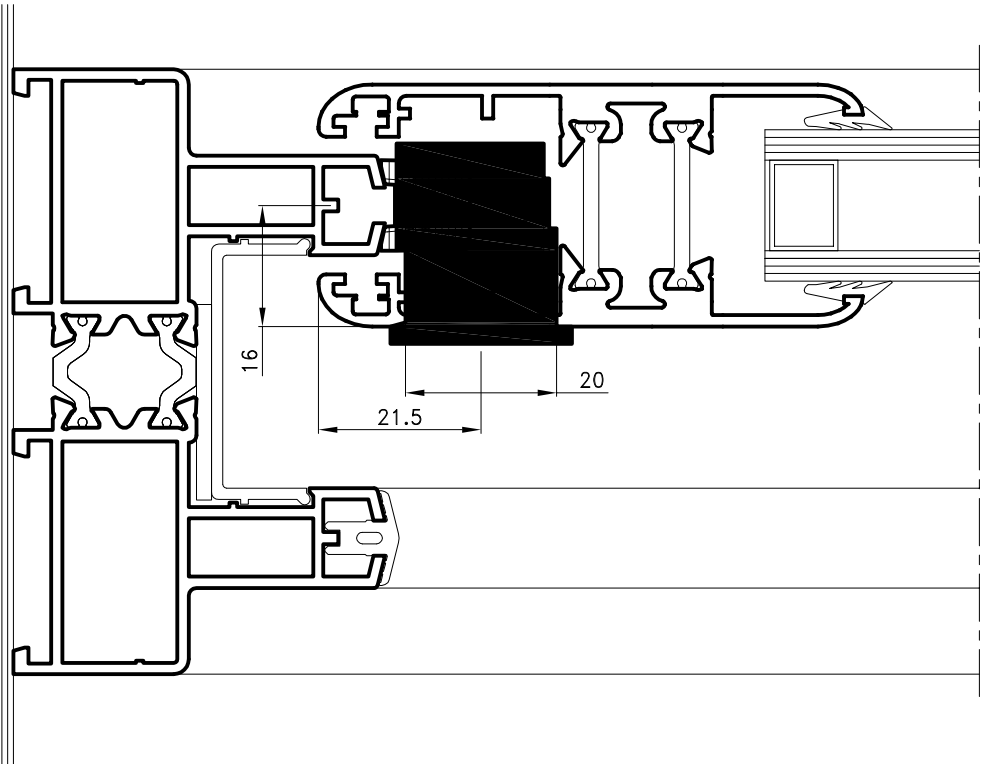


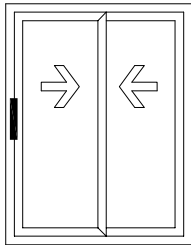
OBOSTRANA-SIMETRIČNA OBRADA PROFILA

OBRADA PROFILA PVC1 ZA PRIHVAT UMETKA

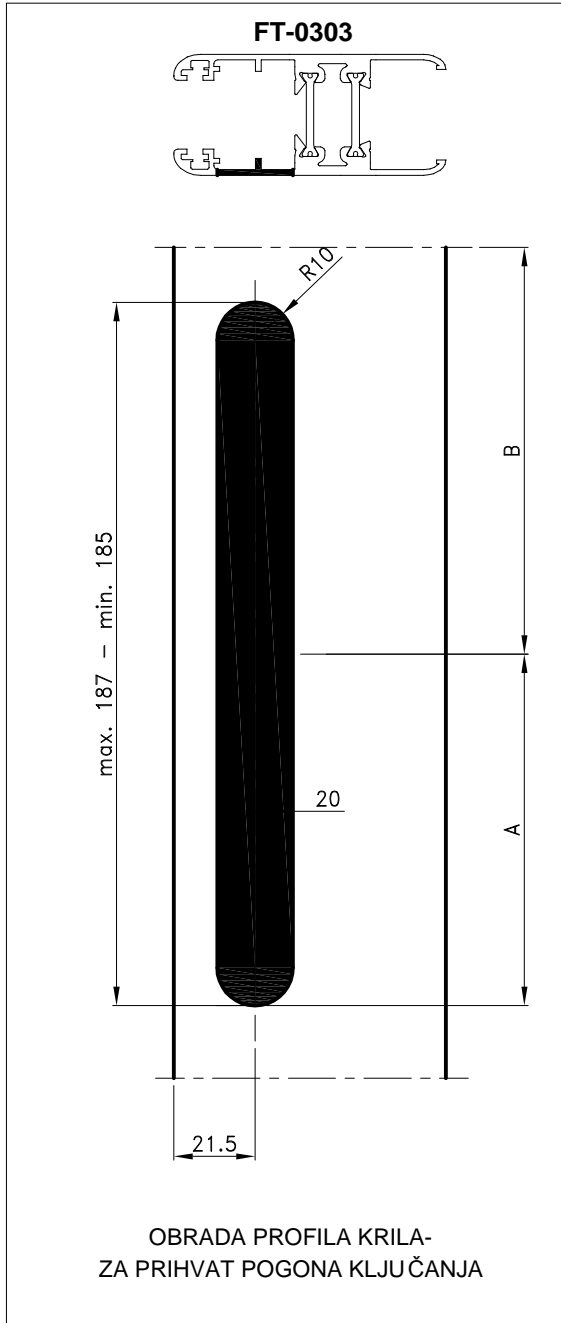
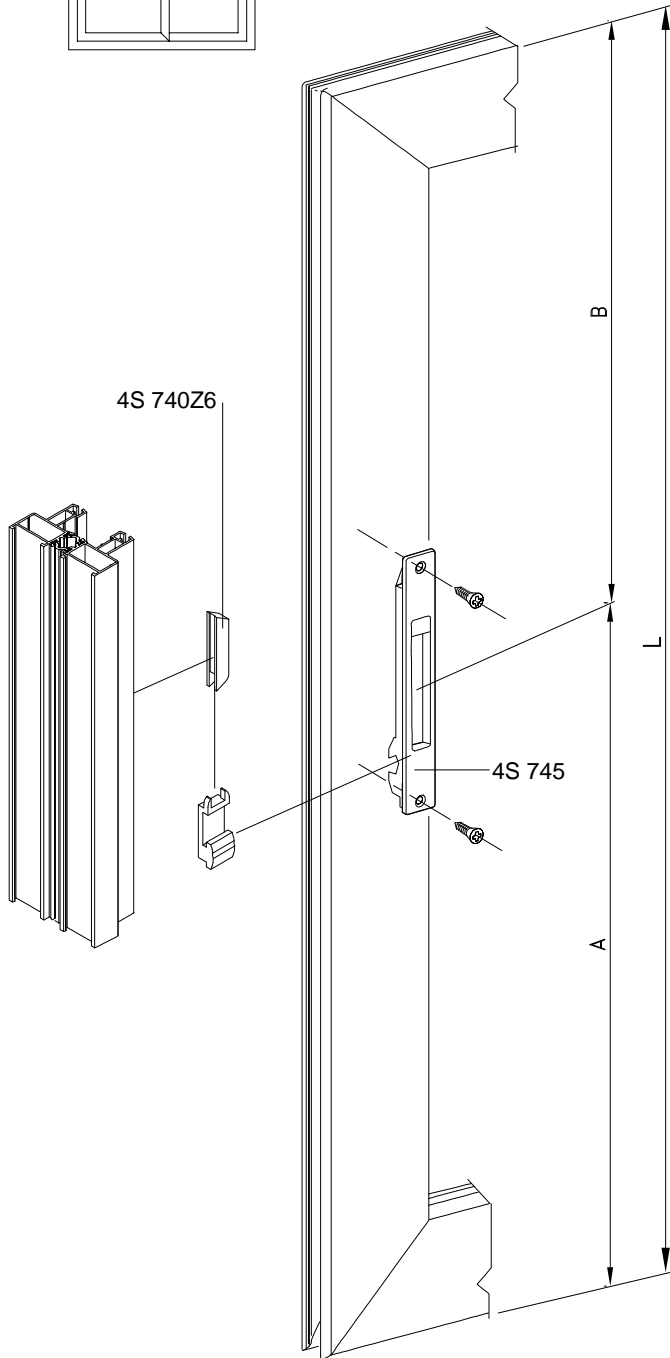


MITA 4S 745
+
4S 740Z6



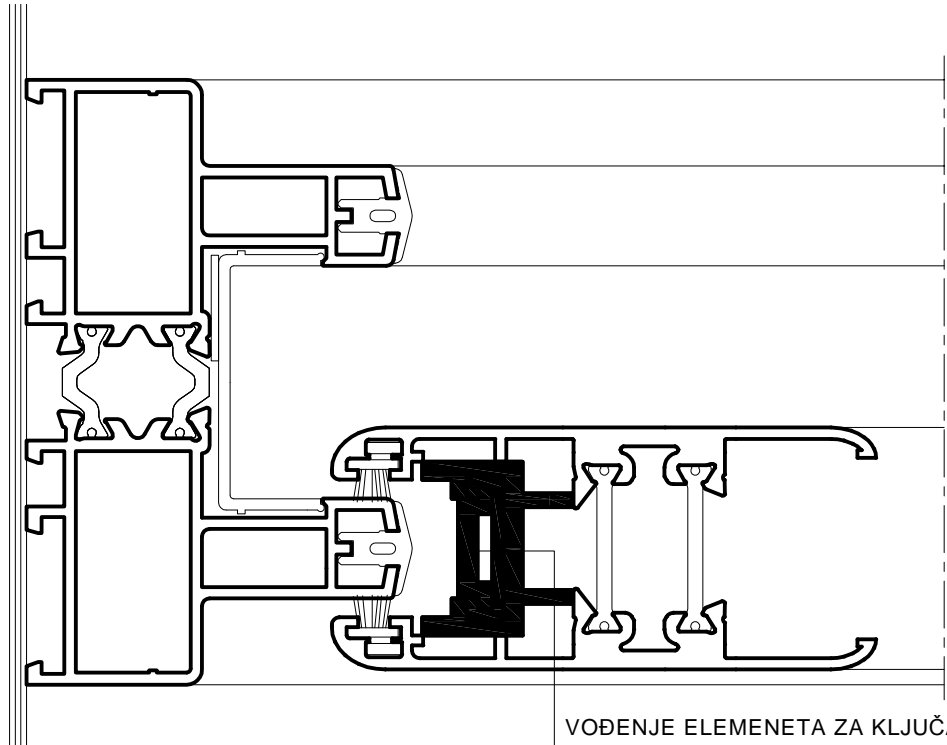



**MITA 4S 745
+
4S 740Z6**



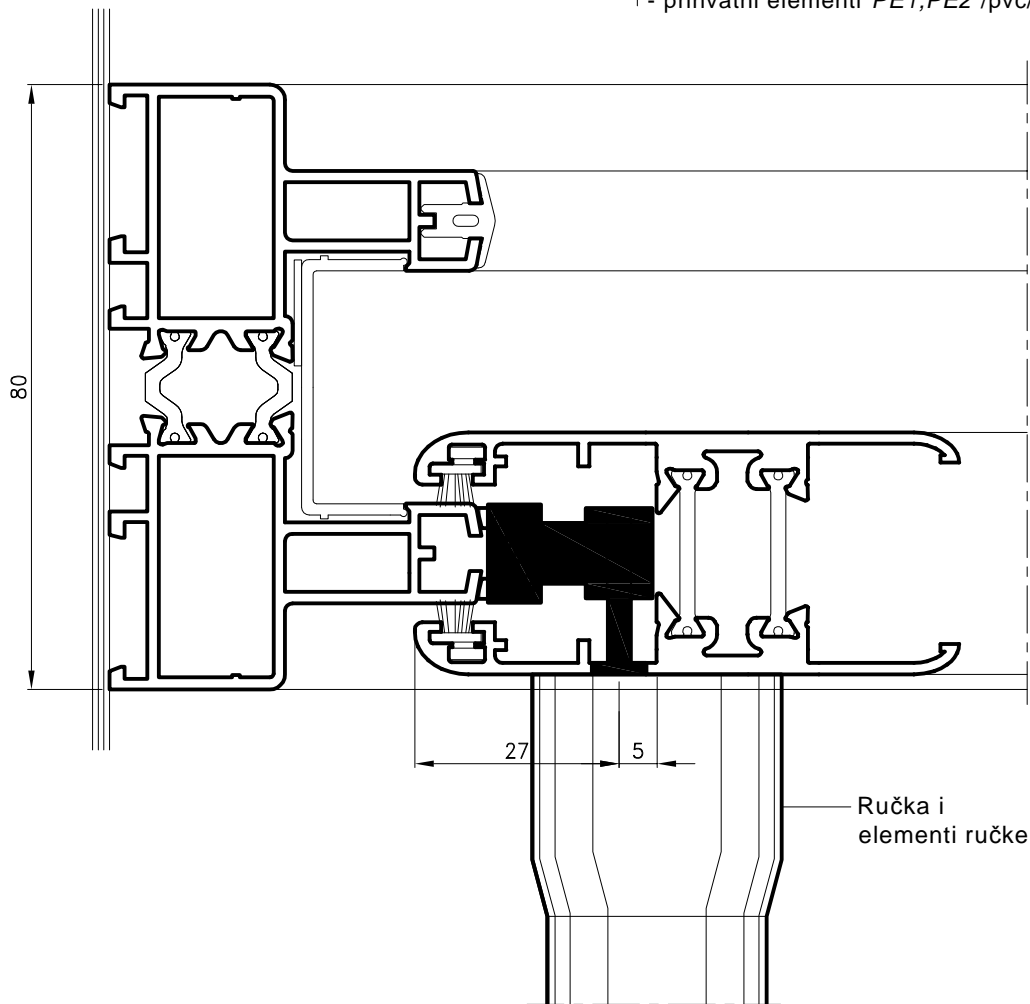
OBRADA PROFILA KRILA-
ZA PRIHVAT POGONA KLJUČANJA

Tris + Opera Vip 5F EA001



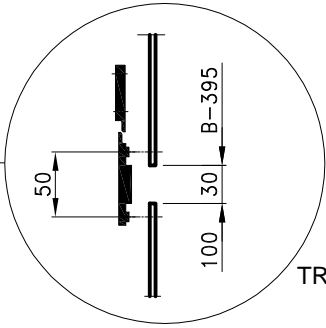
VOĐENJE ELEMENETA ZA KLJUČANJA

- vodilica pokretna PV
- vodilica fiksna FV
- prihvatni elementi PE1, PE2 /pvc/

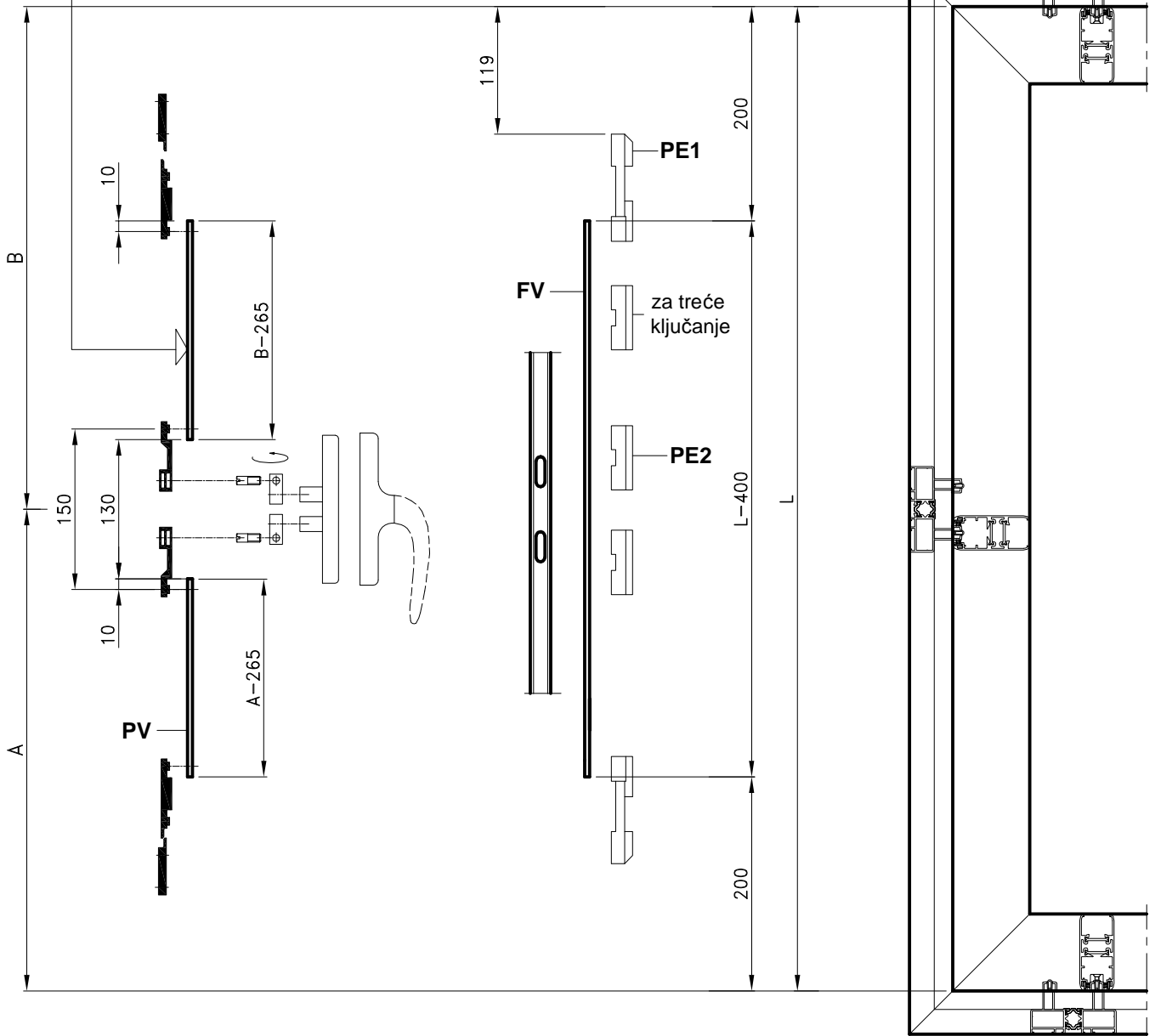


Ručka i
elementi ručke

Tris + Opera Vip 5F EA001





TREĆE KLJUČANJE PO POTREBI



FV - vodilica fiksna 

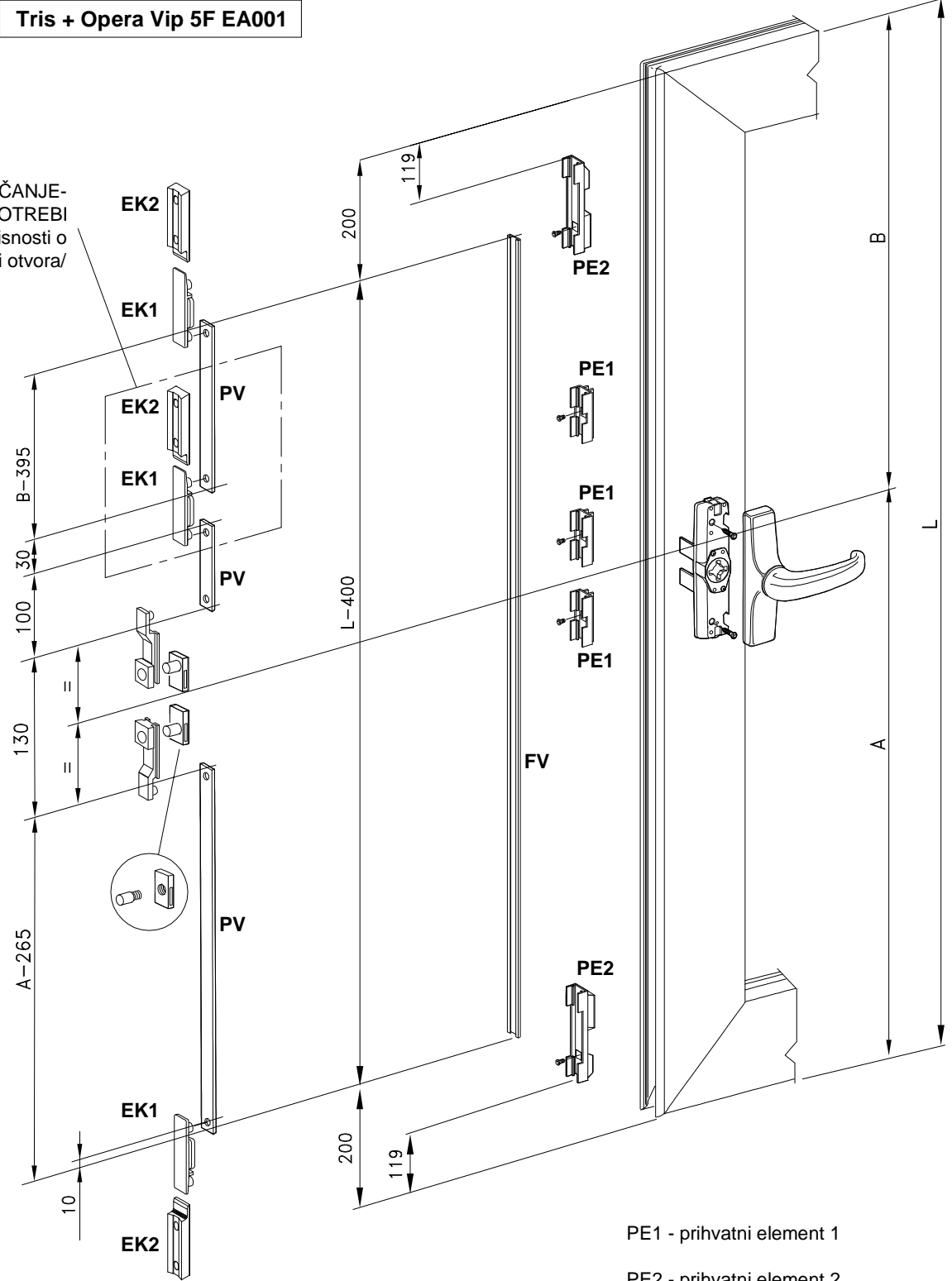
PV - vodilica pokretna 

PE1 - prihvatni element 1 

PE2 - prihvatni element 2 


Tris + Opera Vip 5F EA001

TREĆE KLJUČANJE-
PO POTREBI
/u ovisnosti o
veličini otvora/



PE1 - prihvatni element 1

PE2 - prihvatni element 2

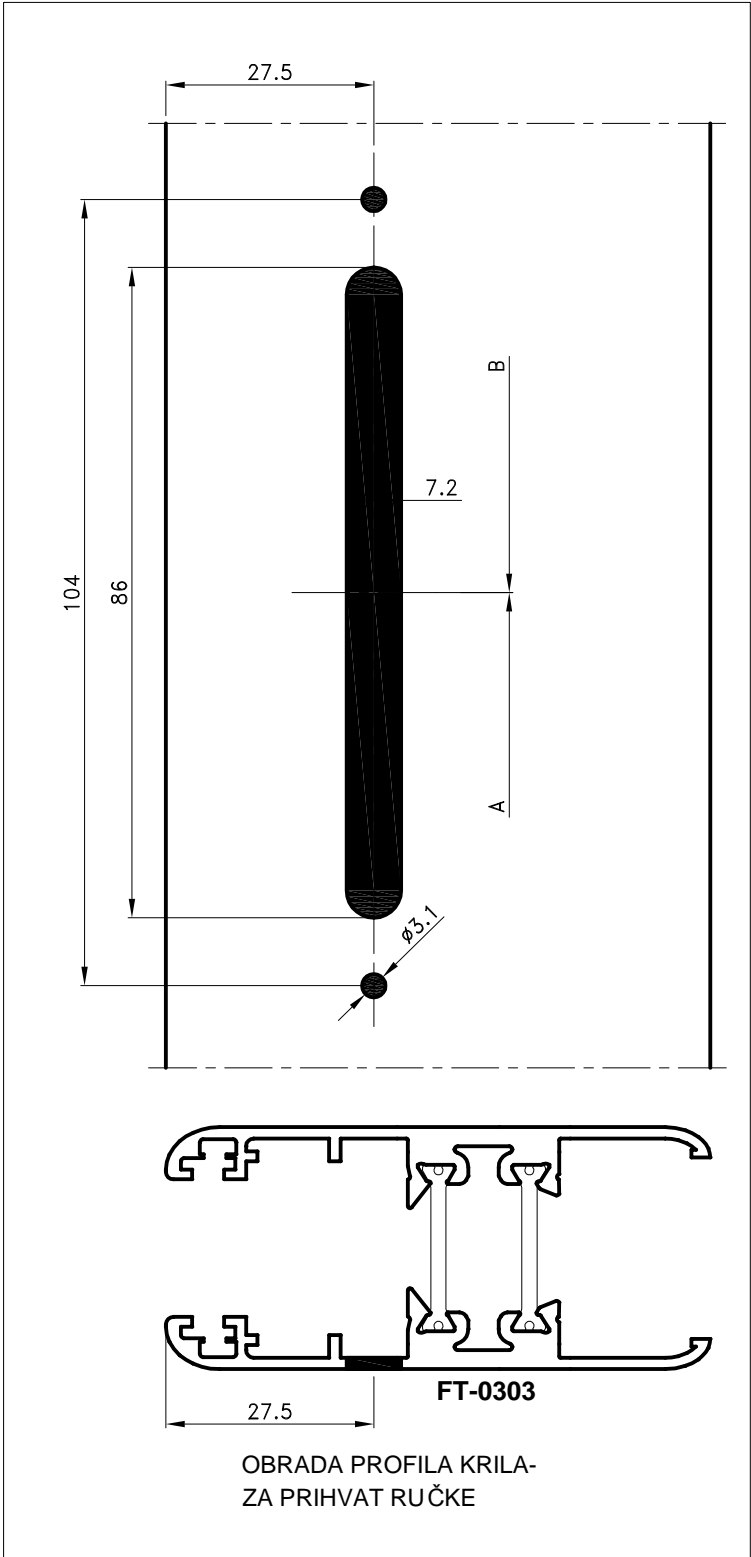
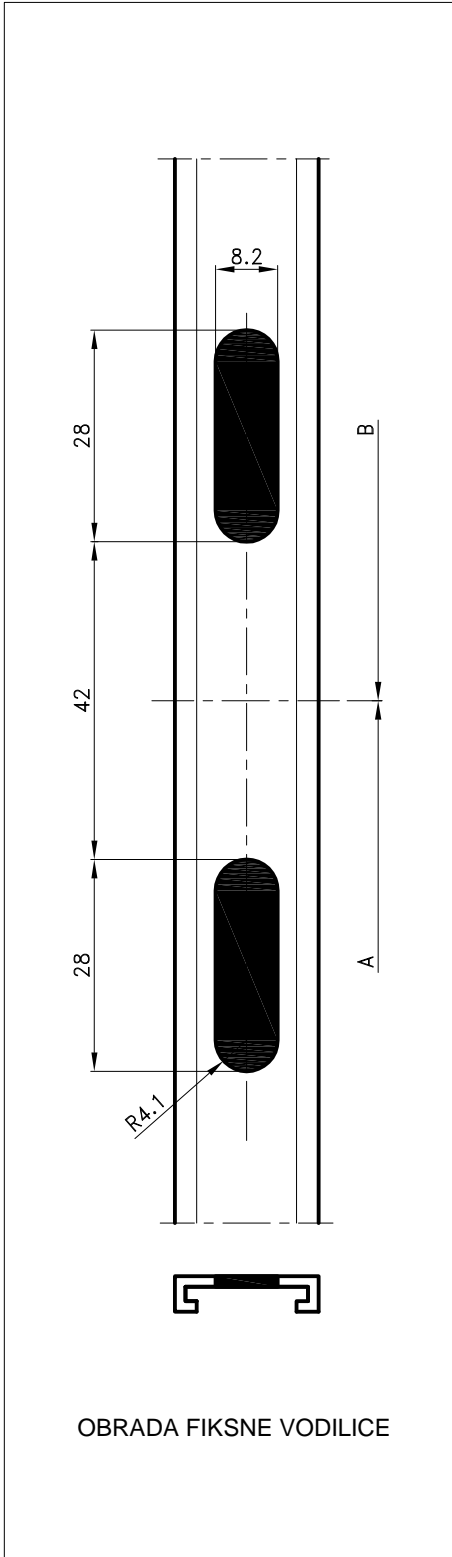
FV - fiksna vodilica 

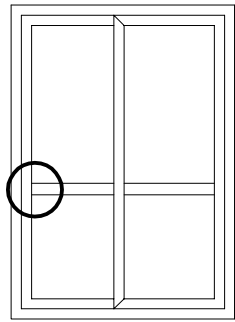
PV - pokretna vodilica 

EK1 - element ključanja na klizaču

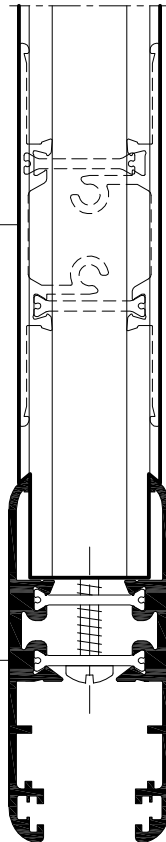
EK2 - element ključanja na ramu

Tris + Opera Vip 5F EA001 - OBRADA



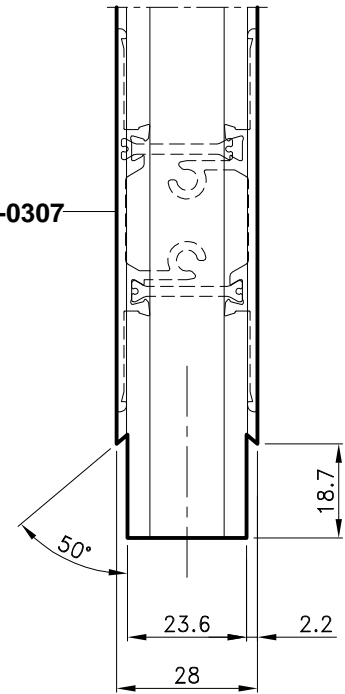


FT-0303

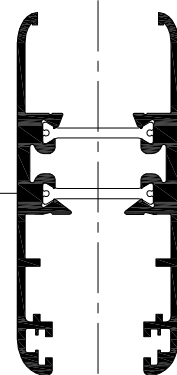
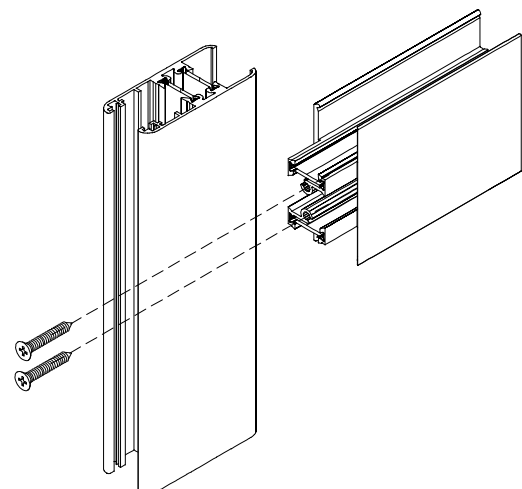
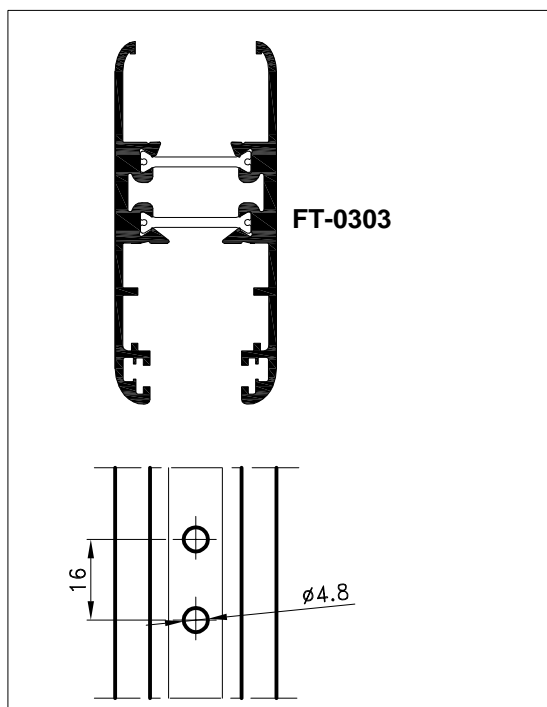


FT-0303

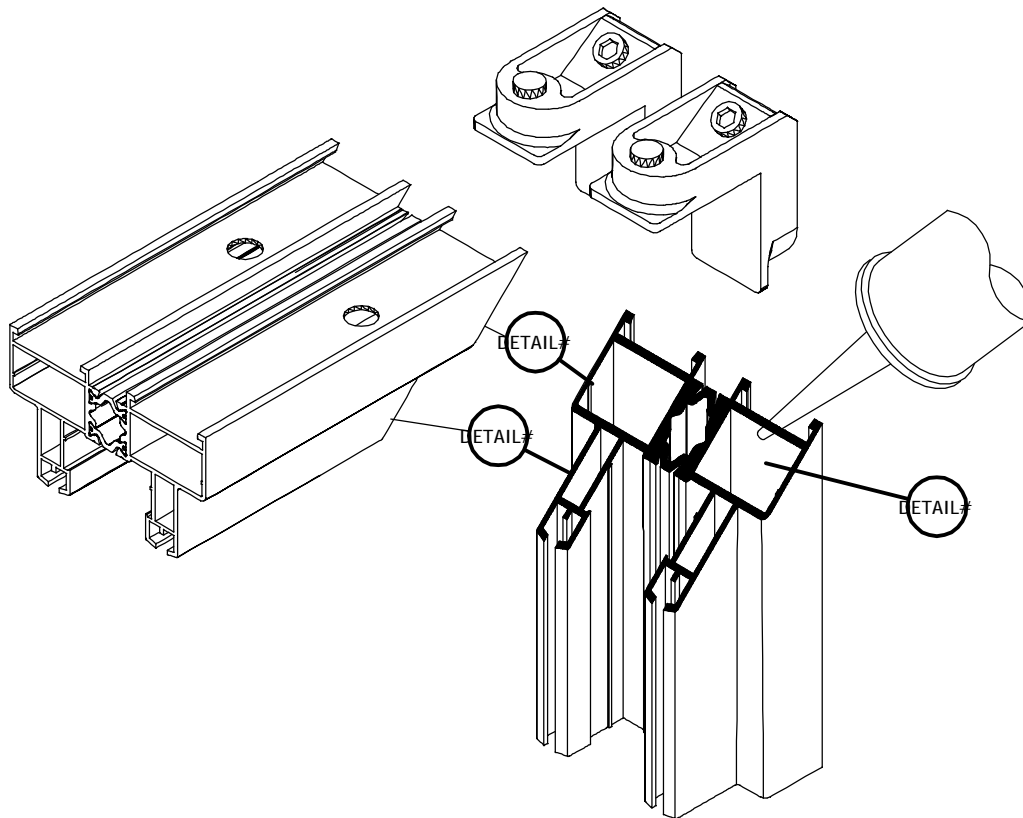
FT-0307



FT-0303

vijak 4.8x35
/DIN 7982/

SPAJANJE PROFILA KUTNICIMA POD KUTEM OD 90°



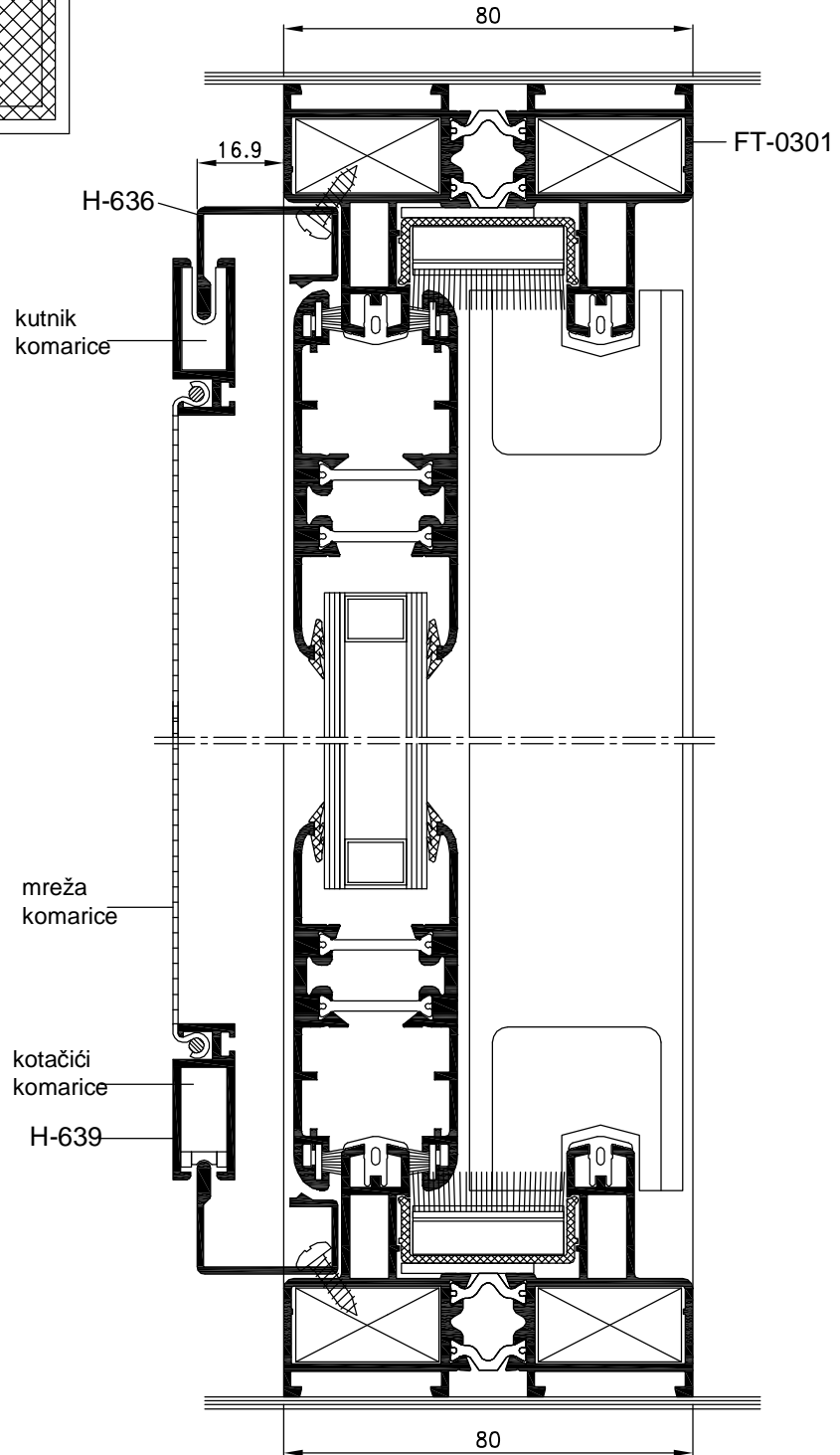
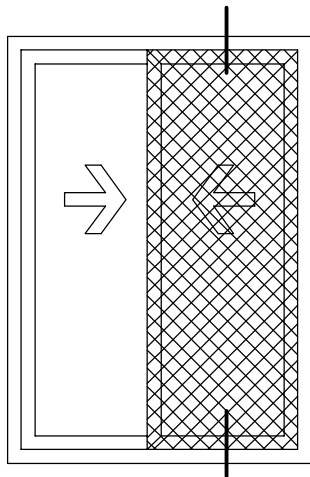
POSTUPAK SPAJANJA PROFILA:

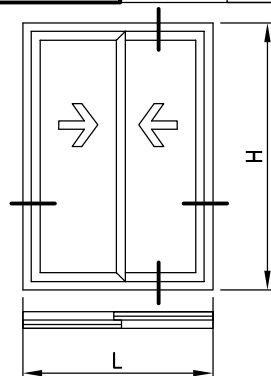
1. Površine koje se spajaju-rezove očistiti i odmastiti prikladnim sredstvom /npr.Sika Remover 208; Wurth-kat.br.:892 130 30/.
2. Premazati površine koje se spajaju ljepilom za metal /npr. Sika Force 7851; Wurth-kat.br.:892 130 010/.
3. Ljepilo za metal ušpricati u komoru za kutnik - po opsegu komore
4. Profile s kutnikom izravnati i spojiti
5. Dio ljepila koji iscuri između rezova očistiti sredstvom za čišćenje i odmašćivanje /npr.Sika Remover 208; Wurth-kat.br.:892 130 30/.

NAPOMENA:

Ovaj postupak spajanja profila primjenjiv je za sve Feal-ove kutnike i njim odgovarajuće komore:

Lijepljenjem rezova i kutnika ljepilima za metal osigurava se potrebna zrako- i vodonepropusnosti spoja kao i dodatna mehanička čvrstoća spoja.



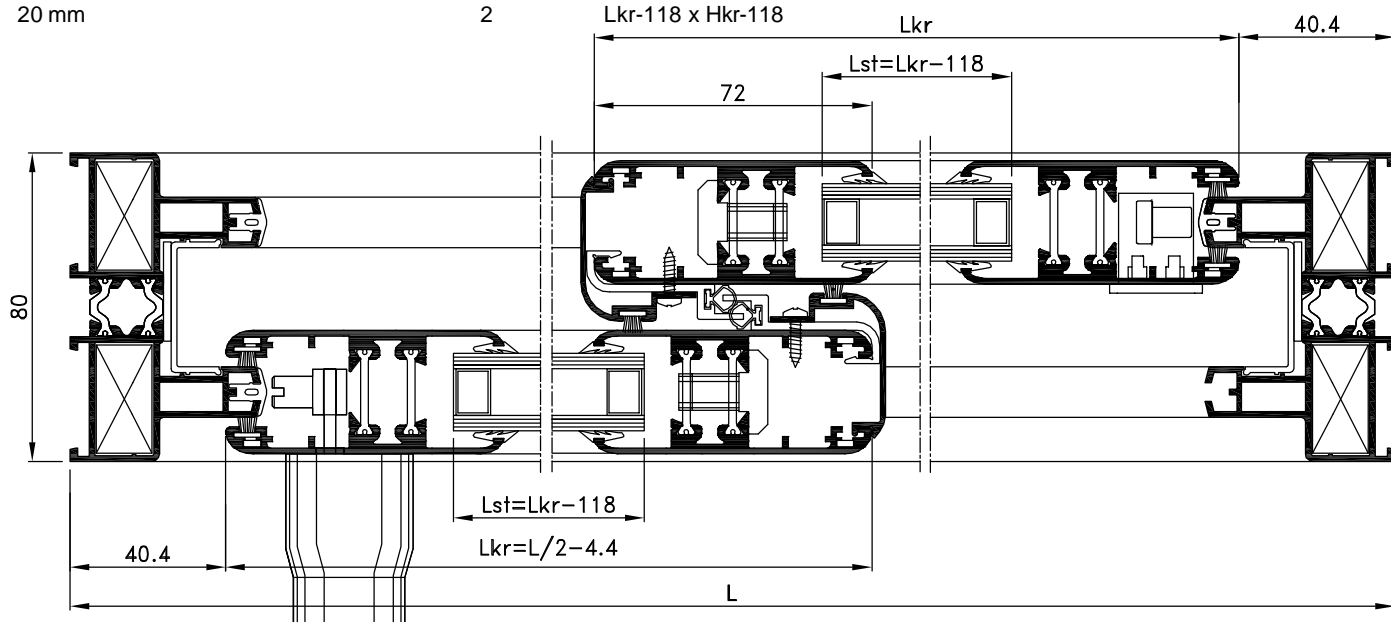
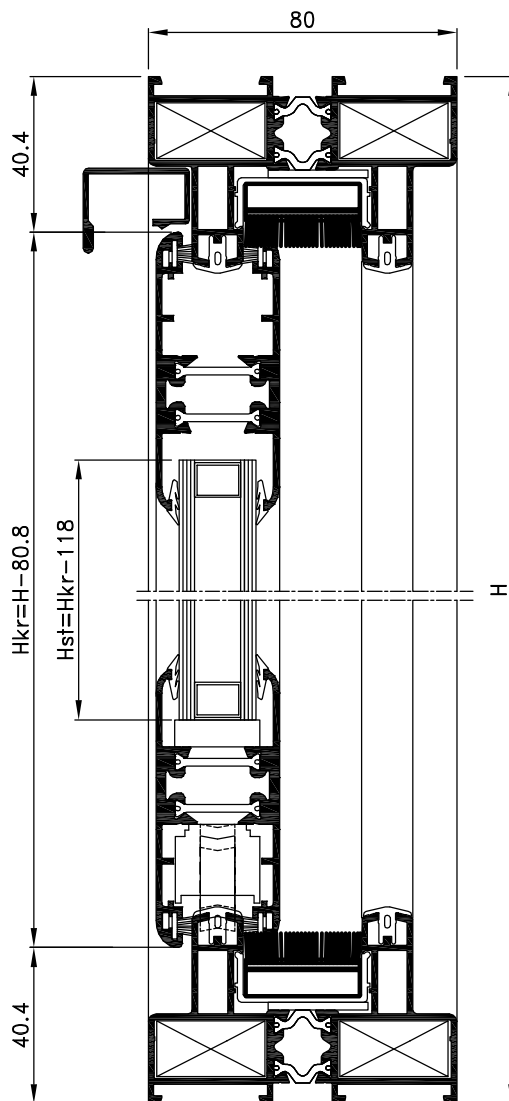


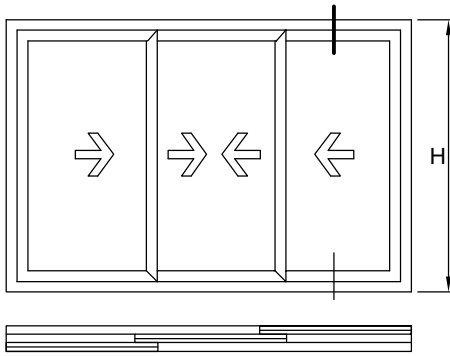
PROFILI		kom	mjera	planje
FT-0301	vodoravnica okvira	2	L	45-45
FT-0301	okomica okvira	2	H	45-45
FT-0303	vodoravnica krila	4	$L_{kr}=L/2-4.4$	45-45
FT-0303	okomica krila	4	$H_{kr}=H-80.8$	45-45
F-0832	završni profil	2	H-80.8	90-90
H-636	okapnica	1	L-47	90-90

OKOVI		kom	
1001	kutnik okvira	8	
KK 80	kutnik krila	8	
G112/A	pomoćni kutnik krila	16	
0595 RC	kotačići-komplet	2	
OD-01	odstojnik i osigurač	4	
F-0853/29	brtvilo	2	
UM-01	umetak za profil F-0832	4	
Komplet za ključanje na više mjesta ručkom	/Tris+Opera Vip 5F EA001/	1	
Ključanje na jednom mjestu	/Mita 4S 745 i 4S 740Z6/	1	

BRTVE		kom	mjera
921	brtva prema staklu		4L+8H
Četkasta brtva	7x5.5		4L+6H
3866	brtva na spoju krila		2H
PAM1	poliamid profil		4L+4H
PVC1	pvc profil	2	H-80.8
PVC2	pvc profil		pila se skupa s al.profilom

STAKLO		kom	mjera
20 mm		2	$L_{kr}=118 \times H_{kr}=118$



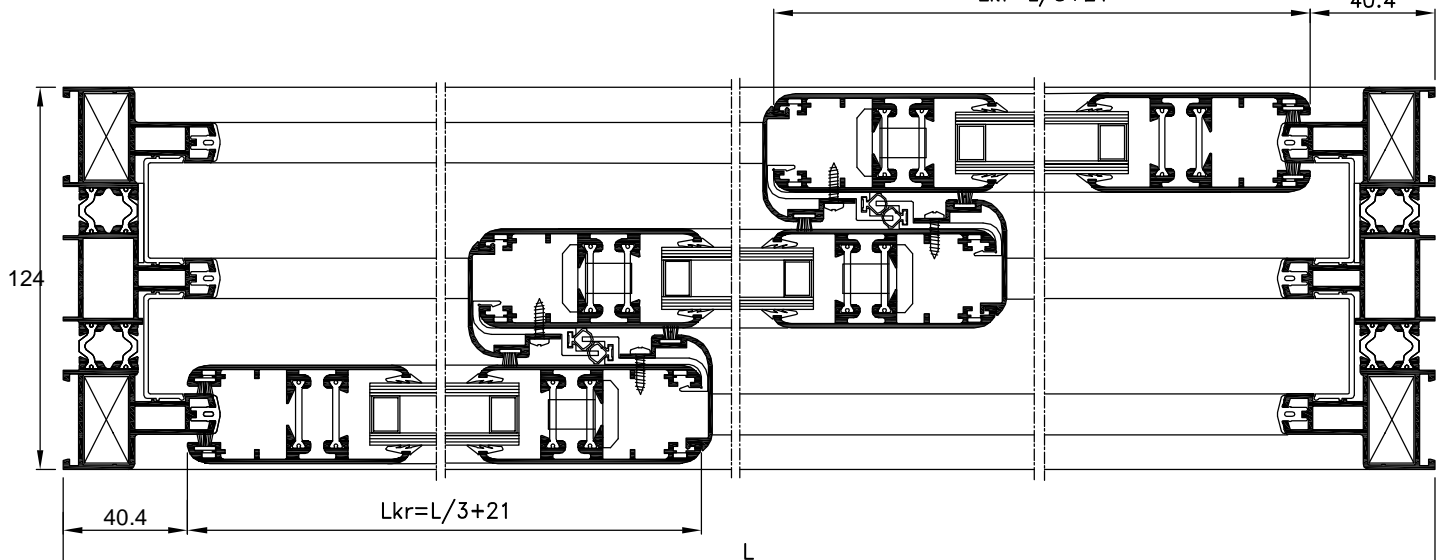
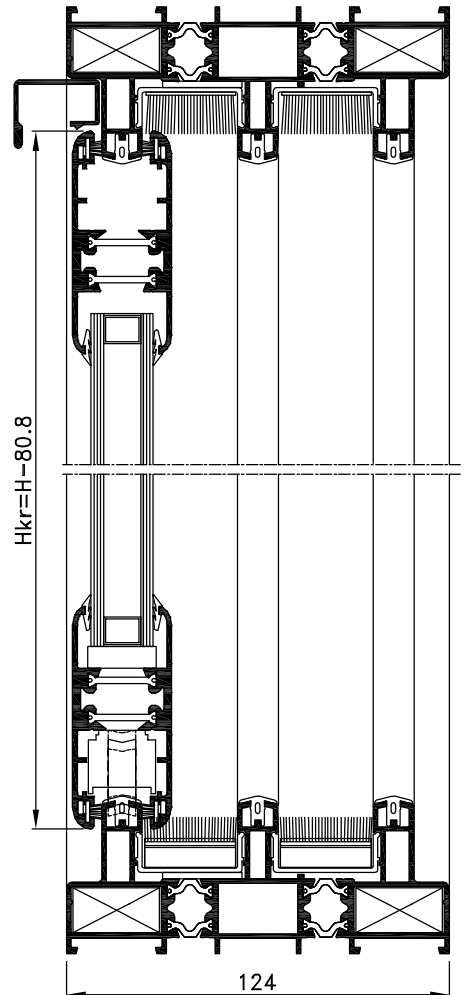


PROFILI		kom	mjera	pilanje
FT-0301	vodoravnica okvira	2	L	45-45
FT-0301	okomica okvira	2	H	45-45
FT-0303	vodoravnica krila	6	$L_{kr}=L/3+21$	45-45
FT-0303	okomica krila	6	$H_{kr}=H-80.8$	45-45
F-0832	završni profil	4	H-80.8	90-90
H-636	okapnica	1	L-47	90-90

OKOVI		kom	
1001	kutnik okvira	8	
KK 80	kutnik krila	12	
G112/A	pomoćni kutnik krila	24	
0595 RC	kotačići-komplet	3	
OD-01	odstojnik i osigurač	4	
F-0853/29	brtvilo	4	
UM-01	umetak za profil F-0832	8	
Komplet za ključanje na više mjesta ručkom	/Tris+Opera Vip 5F EA001/	1	
Ključanje na jednom mjestu	/Mita 4S 745 i 4S 740Z6/	1	

BRTVE		kom	mjera
921	brtva prema staklu		4L+12H
	Četkasta brtva 7x5.5		4L+8H
3866	brtva na spoju krila		4H
PAM1	poliamid profil		6L+6H
PVC1	pvc profil	4	H-80.8
PVC2	pvc profil		pila se skupa s al.profilom

STAKLO		kom	mjera
20 mm		3	$L_{kr}=118 \times H_{kr}=118$



PROFIL	kom	mjera	planje
FT-0301	2	L	45-45
FT-0301	2	H	45-45
FT-0303	8	L/4+14.3	45-45
FT-0303	8	H-80.8	45-45
F-0832	4	H-80.8	90-90
F-0833	1	H-103	90-90
H-636	1	L-47	90-90

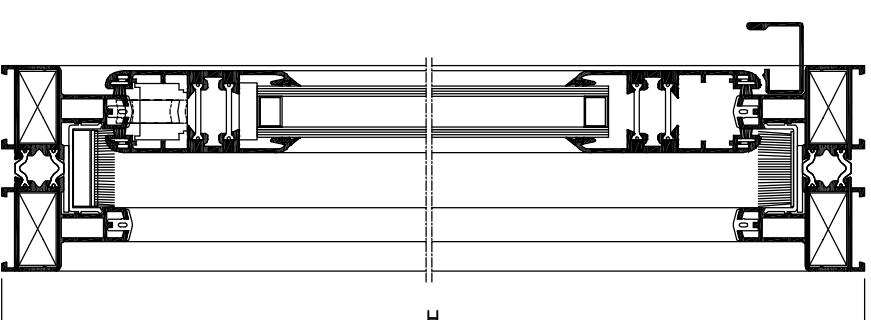
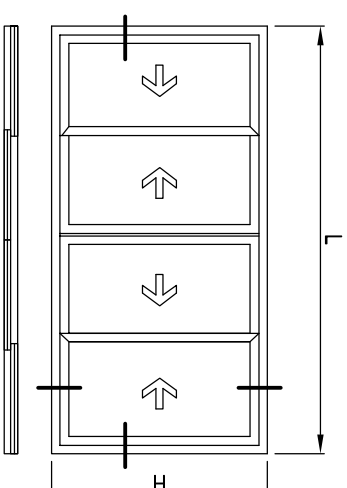
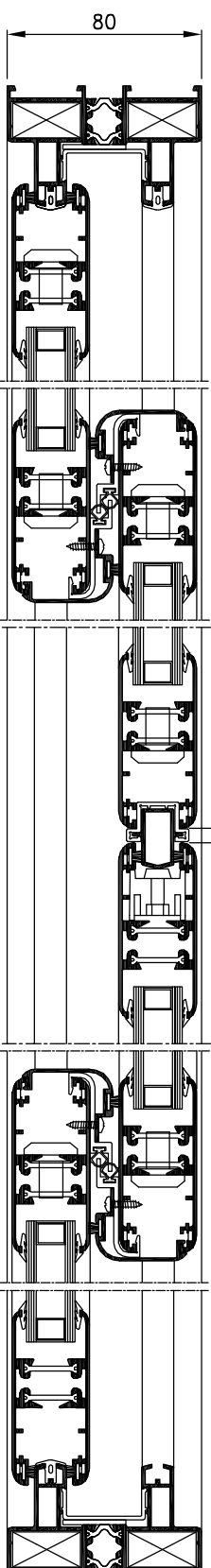
OKOVI

1001	8	kutnik okvira	kom	mjera
KK 80	16	kutnik krila		
G112/A	32	pomoćni kutnik krila		
0595 RC	4	kotačići-komplet		
OD-01	6	odstojniki i osigurač		
F-0853/29	4	brtvilo		
UM-01	8	umetak za profil F-0832		
Komplet za ključanje na više mjesta ručkom				
/Tris+Opera Vip 5F EA001/	1			
Ključanje na jednom mjestu				
/Mita 4S 745 i 4S 740Z6/	1			
BRTVE	kom	mjera		

921	4	brtva prema staklu		4L+16H
Četkasta brtva 7x5.5				4L+10H
3866		brtva na spoju krila		4H
PAM1		poliamid profil		4L+4H
PVC1	4	pvc profil		H-80.8
PVC2		pvc profil		pila se skupa s al.profilom
PVC3	1	pvc profil		H-103

STAKLO

20 mm 4 Lkr-118 x Hkr-118



TERMO 80

KROJNA LISTA

06-03