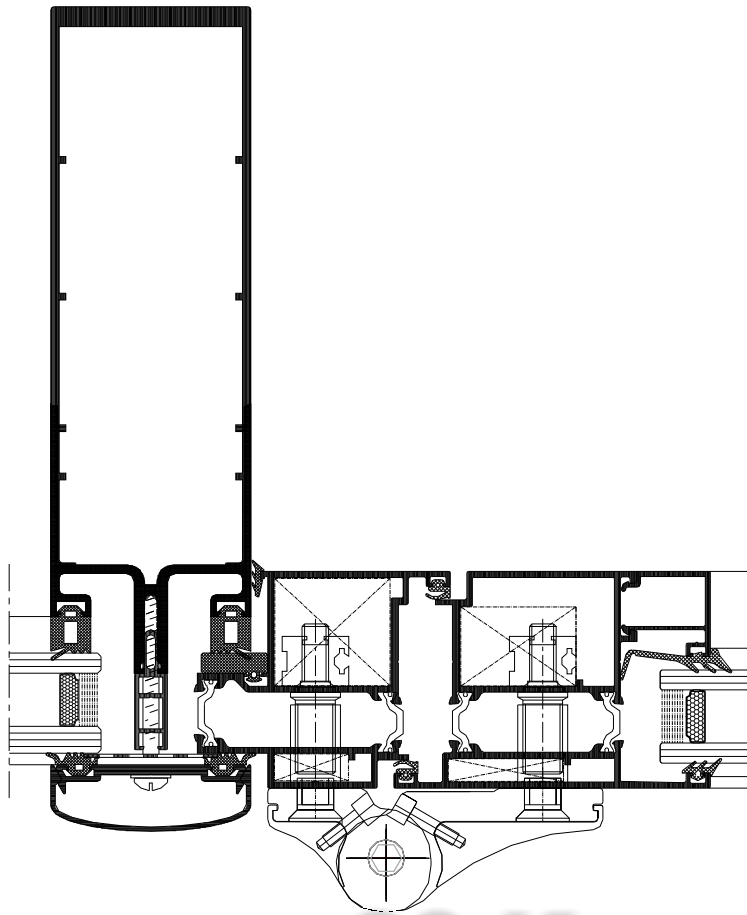


FEAL

FEAL d.o.o za preradu aluminija-Široki Brijeg, Trnska cesta 146



al. fasada **60 K**

101-01-01	uvod	plakat
101-01-03	uvod	opis
101-01-04	uvod	odvod vode i kondezata
101-02-01	ispitivanja 60K	fasada IGH
101-02-02	ispitivanja 60K	fasada IGH
101-02-03	ispitivanja 60K	protupožarni parapet
101-02-04	ispitivanja 60K	protupožarni parapet
101-02-05	ispitivanja 60K	protupožarni parapet
101-02-06	ispitivanja 60K	protupožarni parapet
101-02-07	ispitivanja 60K	fasada IFT Rosenhaim
101-03-01	ispitivanja 60S+	uvod
101-03-02	ispitivanja 60S+	uvod
101-03-03	ispitivanja 60S+	fasada IGH-opis uzorka
101-03-04	ispitivanja 60S+	fasada IGH-izvještaj
101-03-05	ispitivanja 60S+	fasada IGH-zrakopropusnost
101-03-06	ispitivanja 60S+	fasada IGH-vodonepropusnost
101-03-07	ispitivanja 60S+	fasada IGH-otpornost na opt. vjetrom
101-03-08	ispitivanja 60S+	fasada IGH-zvučna izolacija
101-03-09	ispitivanja 60S+	okomica fiksno-IFT Rosenhaim
101-03-10	ispitivanja 60S+	okomica fiksno-IFT Rosenhaim
101-03-11	ispitivanja 60S+	vodoravnica fiksno-IFT Rosenhaim
101-03-12	ispitivanja 60S+	vodoravnica fiksno-IFT Rosenhaim
101-03-13	ispitivanja 60S+	fasada IGH-izvještaj
101-03-14	ispitivanja 60S+	fasada IGH-opis uzorka
101-03-15	ispitivanja 60S+	fasada IGH-zvučna izolacija
101-03-16	ispitivanja 60S+	fasada IGH-zrakopropusnost
101-03-17	ispitivanja 60S+	fasada IGH-vodonepropusnost
101-03-18	ispitivanja 60S+	fasada IGH-otpornost na opt. vjetrom
101-04-01	statički izračun	tehničke pretpostavke analize
101-04-02	statički izračun	dijagram na dva oslonca
101-04-03	statički izračun	dijagram na tri oslonca
102-01-01	lista profila	plakat

103-01-01 osnovni profili okomice fasade 60K
103-01-02 osnovni profili okomice fasade 60K
103-01-03 osnovni profili okomice fasade 60K
103-01-04 osnovni profili okomica fasade 60K
103-02-01 osnovni profili vodoravnica fasade 60K
103-02-02 osnovni profili vodoravnica fasade 60K
103-03-01 osnovni profili pomoćna vodoravnica fasade 60K
103-03-02 osnovni profili pomoćna vodoravnica fasade 60K
103-04-01 osnovni profili čošak fasade 60K
103-05-01 osnovni profili ojačanje fasade 60K
103-05-02 osnovni profili ojačanje fasade 60K
103-05-03 osnovni profili ojačanje fasade 60K
103-06-01 osnovni profili ram i krilo ventusa
103-06-02 osnovni profili ram i krilo ventusa
103-06-03 osnovni profili ram i krilo za paralelno otvaranje
103-06-04 osnovni profili krilo za paralelno otvaranje s motorom
103-06-05 osnovni profili ram vrata i prozora T65
103-06-06 osnovni profili skriveno krilo, ram skrivenog krila
103-06-07 osnovni profili ram i krilo krovnog prozora
103-06-08 osnovni profili Al profil
103-07-01 osnovni profili držač poklopne lajsne, poklopna lajsna
103-07-02 osnovni profili držač poklopne lajsne, poklopna lajsna
103-07-03 osnovni profili držač poklopne lajsne, poklopna lajsna
103-07-04 osnovni profili maska poklopne lajsne, poklopna lajsna
103-07-05 osnovni profili umetak za blindo fasadu i okomicu pod kutem
103-07-06 osnovni profili Al umetci
103-07-07 osnovni profili Al profili
103-07-08 osnovni profili Al profili
103-07-09 osnovni profili Al profili
103-07-10 osnovni profili Al profili
103-07-11 osnovni profili profil parapeta, profil oluka

104-01-01	vezni elementi	klizači vodoravnice, klizač okomice
104-01-02	vezni elementi	klizači vodoravnice i pomoćne vodoravnice
104-01-03	vezni elementi	klizači vodoravnice, klizač vodo. pod kutem
104-01-04	vezni elementi	klizači vodoravnice, klizač vodo. pod kutem
104-01-05	vezni elementi	držač stakla, klizač vodoravnice
104-01-06	vezni elementi	držač okomice i vodoravnice, kutna spojnica
104-01-07	vezni elementi	kutne spojnice
104-01-08	vezni elementi	kutne spojnice
104-01-09	vezni elementi	kutnice spojnice
104-01-10	vezni elementi	kutnice spojnice
104-01-11	vezni elementi	kutnice spojnice
104-01-12	vezni elementi	kutnice spojnice, distanceri, kopče za fasadu
104-01-13	vezni elementi	kopče za fasadu, šarka za krovni prozor
104-01-14	vezni elementi	Al. nosivi kutnici
104-01-15	vezni elementi	donji nosači fasade, podloške
104-02-01	okovi	EN okov fasadnog ventusa
104-02-02	okovi	EN makaze fasadnog ventusa
104-02-03	okovi	dijagram nosivosti EN makaza
104-02-04	okovi	GU makaze paralelnog otvaranja
104-02-05	okovi	dijagram nosivosti GU mak. za paralelno otv.
104-02-06	okovi	izbor shema za ručno paralelno otvaranje
104-02-07	okovi	izbor shema za ručno paralelno otvaranje
104-02-08	okovi	GU makaze fasadnog ventusa-???
105-01-01	brtve	brtve
105-01-02	brtve	brtve
105-01-03	brtve	brtve
105-01-04	brtve	brtve
105-01-05	brtve	brtve
105-02-01	gumeni umetci	gumeni umetci
105-02-02	gumeni umetci	gumeni umetci
105-02-03	gumeni umetci	gumeni umetci

101-01-01	uvod	plakat
101-01-03	uvod	opis
101-01-04	uvod	odvod vode i kondezata
101-02-01	ispitivanja 60K	fasada IGH
101-02-02	ispitivanja 60K	fasada IGH
101-02-03	ispitivanja 60K	protupožarni parapet
101-02-04	ispitivanja 60K	protupožarni parapet
101-02-05	ispitivanja 60K	protupožarni parapet
101-02-06	ispitivanja 60K	protupožarni parapet
101-02-07	ispitivanja 60K	fasada IFT Rosenhaim
101-03-01	ispitivanja 60S+	uvod
101-03-02	ispitivanja 60S+	uvod
101-03-03	ispitivanja 60S+	fasada IGH-opis uzorka
101-03-04	ispitivanja 60S+	fasada IGH-izvještaj
101-03-05	ispitivanja 60S+	fasada IGH-zrakopropusnost
101-03-06	ispitivanja 60S+	fasada IGH-vodonepropusnost
101-03-07	ispitivanja 60S+	fasada IGH-otpornost na opt. vjetrom
101-03-08	ispitivanja 60S+	fasada IGH-zvučna izolacija
101-03-09	ispitivanja 60S+	okomica fiksno-IFT Rosenhaim
101-03-10	ispitivanja 60S+	okomica fiksno-IFT Rosenhaim
101-03-11	ispitivanja 60S+	vodoravnica fiksno-IFT Rosenhaim
101-03-12	ispitivanja 60S+	vodoravnica fiksno-IFT Rosenhaim
101-03-13	ispitivanja 60S+	fasada IGH-izvještaj
101-03-14	ispitivanja 60S+	fasada IGH-opis uzorka
101-03-15	ispitivanja 60S+	fasada IGH-zvučna izolacija
101-03-16	ispitivanja 60S+	fasada IGH-zrakopropusnost
101-03-17	ispitivanja 60S+	fasada IGH-vodonepropusnost
101-03-18	ispitivanja 60S+	fasada IGH-otpornost na opt. vjetrom
101-04-01	statički izračun	tehničke pretpostavke analize
101-04-02	statički izračun	dijagram na dva oslonca
101-04-03	statički izračun	dijagram na tri oslonca
102-01-01	lista profila	plakat

103-01-01 osnovni profili okomice fasade 60K
103-01-02 osnovni profili okomice fasade 60K
103-01-03 osnovni profili okomice fasade 60K
103-01-04 osnovni profili okomica fasade 60K
103-02-01 osnovni profili vodoravnica fasade 60K
103-02-02 osnovni profili vodoravnica fasade 60K
103-03-01 osnovni profili pomoćna vodoravnica fasade 60K
103-03-02 osnovni profili pomoćna vodoravnica fasade 60K
103-04-01 osnovni profili čošak fasade 60K
103-05-01 osnovni profili ojačanje fasade 60K
103-05-02 osnovni profili ojačanje fasade 60K
103-05-03 osnovni profili ojačanje fasade 60K
103-06-01 osnovni profili ram i krilo ventusa
103-06-02 osnovni profili ram i krilo ventusa
103-06-03 osnovni profili ram i krilo za paralelno otvaranje
103-06-04 osnovni profili krilo za paralelno otvaranje s motorom
103-06-05 osnovni profili ram vrata i prozora T65
103-06-06 osnovni profili skriveno krilo, ram skrivenog krila
103-06-07 osnovni profili ram i krilo krovnog prozora
103-06-08 osnovni profili Al profil
103-07-01 osnovni profili držač poklopne lajsne, poklopna lajsna
103-07-02 osnovni profili držač poklopne lajsne, poklopna lajsna
103-07-03 osnovni profili držač poklopne lajsne, poklopna lajsna
103-07-04 osnovni profili maska poklopne lajsne, poklopna lajsna
103-07-05 osnovni profili umetak za blindo fasadu i okomicu pod kutem
103-07-06 osnovni profili Al umetci
103-07-07 osnovni profili Al profili
103-07-08 osnovni profili Al profili
103-07-09 osnovni profili Al profili
103-07-10 osnovni profili Al profili
103-07-11 osnovni profili profil parapeta, profil oluka

104-01-01	vezni elementi	klizači vodoravnice, klizač okomice
104-01-02	vezni elementi	klizači vodoravnice i pomoćne vodoravnice
104-01-03	vezni elementi	klizači vodoravnice, klizač vodo. pod kutem
104-01-04	vezni elementi	klizači vodoravnice, klizač vodo. pod kutem
104-01-05	vezni elementi	držač stakla, klizač vodoravnice
104-01-06	vezni elementi	držač okomice i vodoravnice, kutna spojnica
104-01-07	vezni elementi	kutne spojnice
104-01-08	vezni elementi	kutne spojnice
104-01-09	vezni elementi	kutnice spojnice
104-01-10	vezni elementi	kutnice spojnice
104-01-11	vezni elementi	kutnice spojnice
104-01-12	vezni elementi	kutnice spojnice, distanceri, kopče za fasadu
104-01-13	vezni elementi	kopče za fasadu, šarka za krovni prozor
104-01-14	vezni elementi	Al. nosivi kutnici
104-01-15	vezni elementi	donji nosači fasade, podloške
104-02-01	okovi	EN okov fasadnog ventusa
104-02-02	okovi	EN makaze fasadnog ventusa
104-02-03	okovi	dijagram nosivosti EN makaza
104-02-04	okovi	GU makaze paralelnog otvaranja
104-02-05	okovi	dijagram nosivosti GU mak. za paralelno otv.
104-02-06	okovi	izbor shema za ručno paralelno otvaranje
104-02-07	okovi	izbor shema za ručno paralelno otvaranje
104-02-08	okovi	GU makaze fasadnog ventusa-???
105-01-01	brtve	brtve
105-01-02	brtve	brtve
105-01-03	brtve	brtve
105-01-04	brtve	brtve
105-01-05	brtve	brtve
105-02-01	gumeni umetci	gumeni umetci
105-02-02	gumeni umetci	gumeni umetci
105-02-03	gumeni umetci	gumeni umetci

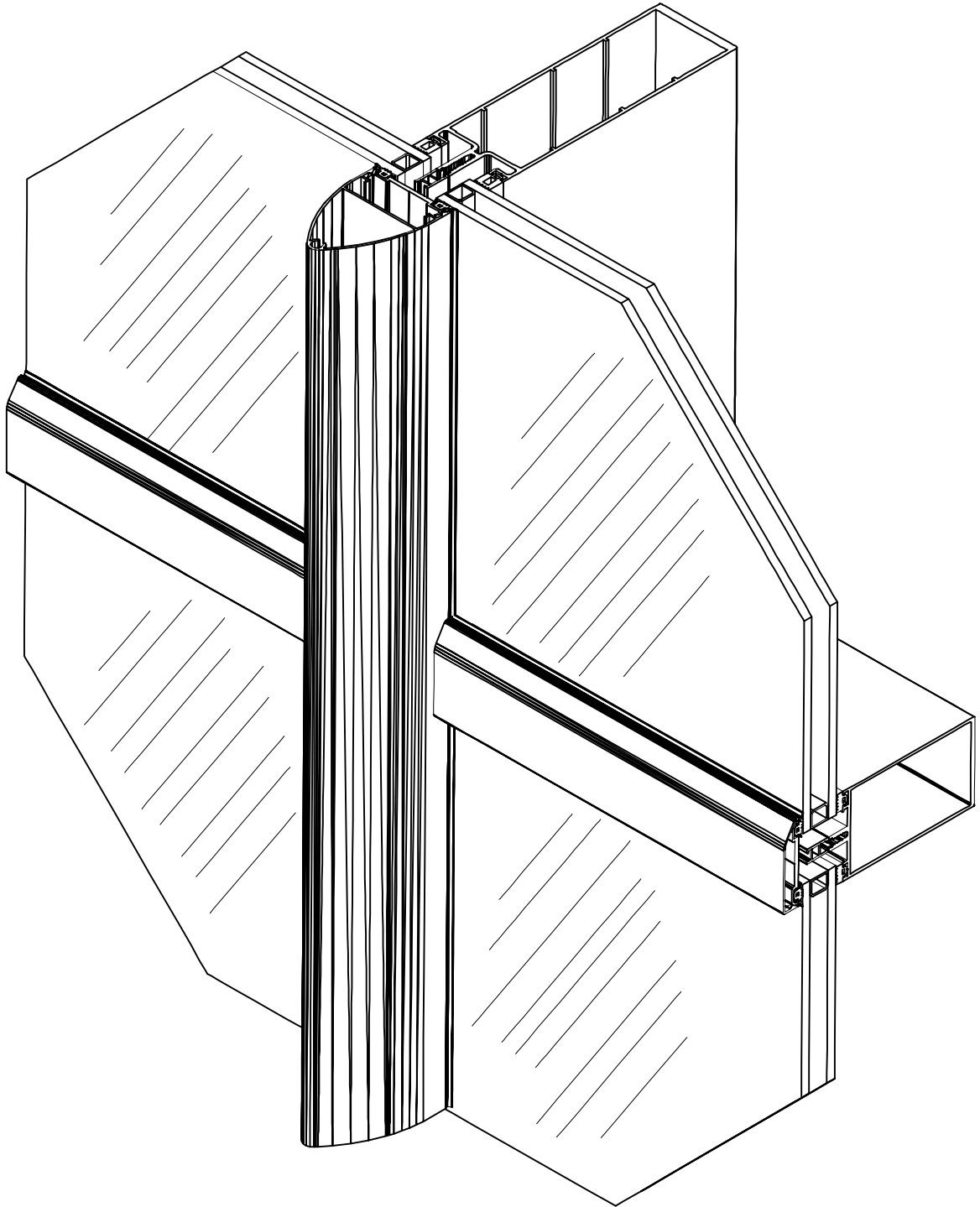
105-03-01	poliamidi i PVC	poliamidi i PVC
105-03-02	poliamidi i PVC	poliamidi i PVC
105-02-03	poliamidi i PVC	poliamidi i PVC
105-02-04	poliamidi i PVC	poliamidi i PVC
106-01-01	prikaz brtvljenja	brtvljenje stakla
106-01-02	prikaz brtvljenja	brtvljenje stakla
106-01-03	prikaz brtvljenja	brtvljenje stakla okomice
106-01-04	prikaz brtvljenja	brtvljenje stakla vodoravnice
107-01-01	presjeci 60K	horizontalni presjek poklopni lajsni
107-01-02	presjeci 60K	horizontalni presjek poklopni lajsni
107-01-03	presjeci 60K	vertikalni presjek poklopni lajsni
107-01-04	presjeci 60K	horizontalni presjek -vrata otvaranje vani
107-01-05	presjeci 60K	horizontalni presjek ventusa
107-01-06	presjeci 60K	vertikalni presjek ventusa
107-01-07	presjeci 60K	horizontalni presjek -prozor termo 65
107-01-08	presjeci 60K	vertikalni presjek -prozor termo 65
107-01-09	presjeci 60K	horizontalni presjek -skriveno krilo
107-01-10	presjeci 60K	vertikalni presjek -skriveno krilo
107-01-11	presjeci 60K	horizontalni presjek paralelnog otvaranja
107-01-12	presjeci 60K	vertikalni presjek paralelnog otvaranja
107-01-13	presjeci 60K	horizontalni presjek paralelnog otvaranja
107-01-14	presjeci 60K	vertikalni presjek paralelnog otvaranja
108-01-15	presjeci 60K	horizontalni pres. paral. otva. s motorom
107-01-16	presjeci 60K	vertikalni pres. paral. otva. s motorom
107-01-17	presjeci 60K	horizontalni presjek parapeta
107-01-18	presjeci 60K	vertikalni presjek parapeta
107-01-19	presjeci 60K	vertikalni presjek protupožarnog parapeta
107-01-20	presjeci 60K	vertikalni presjek protupožarnog parapeta
107-01-21	presjeci 60K	horiz. presjek fasade pod kutom (0-13°)
107-01-22	presjeci 60K	horiz. presjek fasade pod kutom (0-10°)
107-01-23	presjeci 60K	horiz. presjek fasade pod kutom (135 +-10°)
107-01-24	presjeci 60K	horiz. presjek fasade pod kutom (125-145)
107-01-25	presjeci 60K	čošak fasade
107-01-26	presjeci 60K	čošak fasade
107-01-27	presjeci 60K	horizontalni presjek-dvojna okomica
107-01-28	presjeci 60K	horizontalni presjek-spoj fasade i alucobonda
107-01-29	presjeci 60K	horizontalni presjek-spoj fasade sa zidom
107-01-30	presjeci 60K	vodoravnica pod kutem
107-01-31	presjeci 60K	spoj dvije vodoravnice
107-01-32	presjeci 60K	spoj dvije vodoravnice
107-01-33	presjeci 60K	detalj oluka

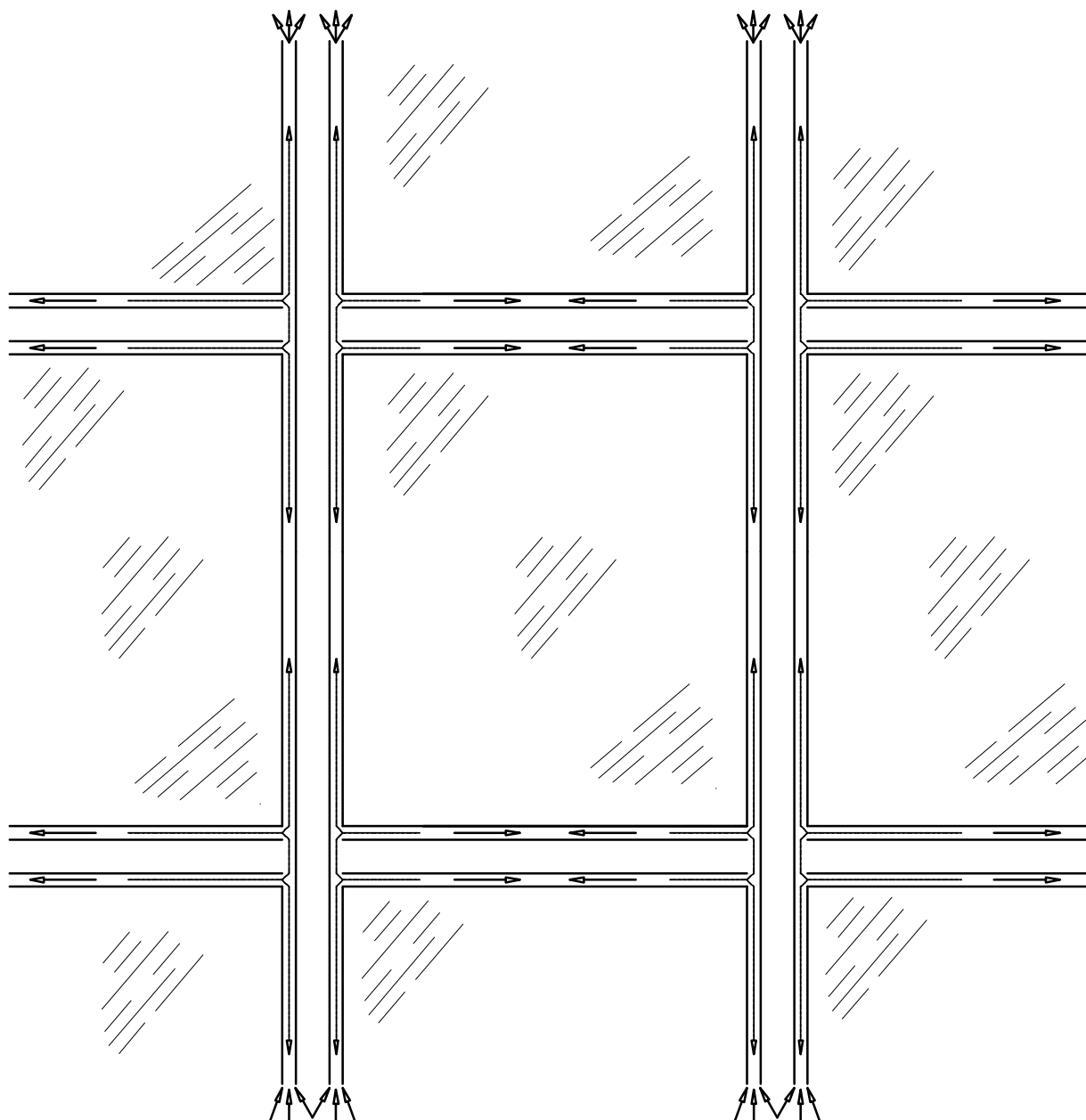
107-01-34 presjeci 60K spoj sa zidom-zimski vrt
107-01-35 presjeci 60K krovni prozor
107-01-36 presjeci 60K krovni prozor
107-01-37 presjeci 60K krovni prozor
107-01-38 presjeci 60K krovni prozor-izračun dimenzija
107-01-39 presjeci 60K atika
107-01-40 presjeci 60K podgled
107-01-41 presjeci 60K fasada na parapetu
107-01-42 presjeci 60K vertikalni presjek-protupožarni parapet
107-01-43 presjeci 60K hor. i vert. presjek imitacija polustr. fasade
107-01-44 presjeci 60K horiz.presjek sa ventusom-imitacija polust.
107-01-45 presjeci 60K horizontalni presjek blindo fasde
107-01-46 presjeci 60K vert. i horiz. presjek blindo fasade
107-01-47 presjeci 60K presjek blindo fasade s ojačanjem
107-01-48 presjeci 60K shematski prikaz 3 nivo fasade
108-01-01 fasada 60KS detalj KS fasade
108-01-03 fasada 60KS montaža okomice i vodoravnice
108-01-04 fasada 60KS vertikalni presjek
108-01-05 fasada 60KS horizontalni presjek
108-01-06 fasada 60KS horizontalni presjek-početna kopča
109-01-01 presjeci 60S detalj fasade 60 -S+
109-01-03 presjeci 60S+ horizontalni presjek
109-01-04 presjeci 60S+ vertikalni presjek
109-01-05 presjeci 60S+ horizontani presjek fasade s ventusom
109-01-06 presjeci 60S+ vertikalni presjek fasade s ventusom
109-01-07 presjeci 60S+ vertikalni presjek fasade s ventusom
109-01-08 presjeci 60S+ horizont.presjek paralelnog otvaranja
109-01-09 presjeci 60S+ vertikal. presjek paralelnog otvaranja
109-01-10 presjeci 60S+ horizont. pres. paralel.otvra. s motorom
109-01-11 presjeci 60S+ vertikal. pres. paralel.otvra. s motorom
109-01-12 presjeci 60S+ ventus i naglašena horiz.pok.lajsna
109-01-13 presjeci 60S+ ventus i naglašena vert. pok. lajsna
109-01-14 presjeci 60S+ čošak vanjski 90 ° (horizontalni presjek)
109-01-15 presjeci 60S+ čošak vanjski 135 ° (horizontalni presjek)
109-01-16 presjeci 60S+ horizontalni presjek- fiksno i parapet
109-01-17 presjeci 60S+ vertikalni presjek- fiksno i parapet
109-01-18 presjeci 60S+ horizontalni presjek -alucobond u fasadi
109-01-19 presjeci 60S+ vertikalni presjek -alucobond u fasadi
109-01-20 presjeci 60S+ horizontalni presjek ventusa i alucobonda
109-01-21 presjeci 60S+ vertikalni presjek ventusa i alucobonda
109-01-22 presjeci 60S+ horizontalni presjek- alu cobond i parapet
109-01-23 presjeci 60S+ vertikalni presjek- alu cobond i parapet

109-01-24 presjeci 60S+	horizontalni presjek
109-01-25 presjeci 60S+	vertikalni presjek
109-01-26 presjeci 60S+	horizontalni presjek-vrata otvaranje vani
109-01-27 presjeci 60S+	horizontalni presjek kut 90°
109-01-28 presjeci 60S+	horizontalni presjek kut 90°
109-01-29 presjeci 60S+	raspored F-0779 u staklu
110-01-01 montaža	montaža fasade,
110-01-02 montaža	raspored spojnice okomice
110-01-03 montaža	umetak za izvlačenje kapljevina
110-01-04 montaža	vješanje fasade na dva oslonca
110-01-05 montaža	vješanje fasade na dva oslonca
110-01-06 montaža	vješanje fasade na tri oslonca
110-01-07 montaža	vješanje fas. na čeličnu podkonstrukciju
110-02-01 montaža	montaža al. nosivim kutnicima na beton
110-02-02 montaža	fasada na dva oslonca- fiksni oslonac
110-02-03 montaža	fasada na dva oslonca- pok. i fiksni oslonac
110-02-04 montaža	fasada na tri oslonca -fiksni oslonac
110-02-05 montaža	fasada na tri oslonca -pokretni oslonac
110-02-06 montaža	fasada na tri oslonca -pokretni oslonac
110-03-01 montaža	montaža al. nosivim kutnicima- C-vodilice
110-03-02 montaža	fasada na dva oslonca-fiksni oslonac
110-03-03 montaža	fasada na dva oslonca- pokretni i fik. oslonac
110-03-04 montaža	fasada na tri oslonca- fiksni oslonac
110-03-05 montaža	fasada na tri oslonca- pokretni oslonac
110-03-06 montaža	fasada na tri oslonca- pokretni oslonac
110-04-01 montaža	fasada na tri oslonca- pokretni oslonac
110-04-02 montaža	fasada na tri oslonca- pokretni oslonac
110-04-03 montaža	fasada na tri oslonca- pokretni oslonac
110-04-04 montaža	fasada na tri oslonca- pokretni oslonac
111-01-01 montaža	montaža okomica i vodoravnica
111-01-02 montaža	montaža okomica i vodoravnica
111-01-03 montaža	spoj okomice i vodoravnice pod kutem
111-01-04 montaža	spoj okomica pod kutem
111-01-05 montaža	spoj okomice i vodoravnice -ljepljenje brtvi
111-01-06 montaža	rezanje i obrada držača poklopni lajsni
112-01-01 obrade sa gumenim odstožnikom	obrada okomice FMO 60/270
112-01-02 obrade sa gumenim odstožnikom	obrada okomice FMO 60/200
112-01-03 obrade sa gumenim odstožnikom	obrada okomice FMO 60/158
112-01-04 obrade sa gumenim odstožnikom	obrada okomice FMO 60/118
112-01-05 obrade sa gumenim odstožnikom	obrada okomice FMO 60/88
112-02-01 obrade sa ravnim gumenim odst.	obrada okomice FMO 60/270
112-02-02 obrade sa ravnim gumenim odst.	obrada okomice FMO 60/200
112-02-03 obrade sa ravnim gumenim odst.	obrada okomice FMO 60/158
112-02-04 obrade sa ravnim gumenim odst.	obrada okomice FMO 60/118

112-02-05 obrade sa ravnim gumenim odst. obrada okomice FMO 60/88
112-03-01 obrade bez gumeni odstojnika obrada okomice FMO 60/270
112-03-02 obrade bez gumeni odstojnika obrada okomice FMO 60/200
112-03-03 obrade bez gumeni odstojnika obrada okomice FMO 60/158
112-03-04 obrade bez gumeni odstojnika obrada okomice FMO 60/118
112-03-05 obrade bez gumeni odstojnika obrada okomice FMO 60/88
113-01-01 obrade sa gumenim odstojnikom obrada vodoravnice FMV 60/88
113-01-02 obrade sa gumenim odstojnikom obrada vodoravnice FMV 60/114
113-01-03 obrade sa gumenim odstojnikom obrada vodoravnice FMV 60/156
113-01-04 obrade sa gumenim odstojnikom obrada vodoravnice FMV 60/198
113-02-01 obrade sa ravnim gumenim odst. obrada vodoravnice FMV 60/88
113-02-02 obrade sa ravnim gumenim odst. obrada vodoravnice FMV 60/114
113-02-03 obrade sa ravnim gumenim odst. obrada vodoravnice FMV 60/156
113-02-04 obrade sa ravnim gumenim odst. obrada vodoravnice FMV 60/198
113-03-01 obrade bez gumeni odstojnika obrada vodoravnice FMV 60/88
113-03-02 obrade bez gumeni odstojnika obrada vodoravnice FMV 60/114
113-03-03 obrade bez gumeni odstojnika obrada vodoravnice FMV 60/156
113-03-04 obrade bez gumeni odstojnika obrada vodoravnice FMV 60/198
113-04-01 obrade i montaža tri nivoa obrada okomice FMO 60/202
113-04-02 obrade i montaža tri nivoa obrada pomoćne vodoravnice
113-04-03 obrade i montaža tri nivoa obrada okomice bez gumenog odst.
113-04-04 obrade i montaža tri nivoa obrada pom. vod. bez gumenog odst.
114-01-01 spajanje profila kutnicima FT-0157
114-01-02 spajanje profila kutnicima FT-0157
114-01-03 spajanje profila kutnicima FT-0126
114-01-04 spajanje profila kutnicima FT-0126
114-01-05 spajanje profila kutnicima FT-0134
114-01-06 spajanje profila kutnicima FT-0134
114-01-07 spajanje profila kutnicima FT-0133
114-01-08 spajanje profila kutnicima FT-0133
114-01-09 spajanje profila kutnicima FT-0161
114-01-10 spajanje profila kutnicima FT-0161
114-01-11 spajanje profila kutnicima FT-0162
114-01-12 spajanje profila kutnicima FT-0162
114-01-13 spajanje profila kutnicima FT-0164
114-01-14 spajanje profila kutnicima FT-0260
114-01-15 spajanje profila kutnicima FT-0261
114-01-16 spajanje profila kutnicima FT-0149
114-01-17 spajanje profila kutnicima FT-0149
114-01-18 spajanje profila kutnicima FT-0148
114-01-19 spajanje profila kutnicima FT-0148
114-01-20 spajanje profila kutnicima FT-0125
114-01-21 spajanje profila kutnicima FT-0124
114-01-22 spajanje profila kutnicima FT-0796
114-01-23 spajanje profila kutnicima FT-0125 za šarku
114-01-24 spajanje profila kutnicima FT-0124 za šarku

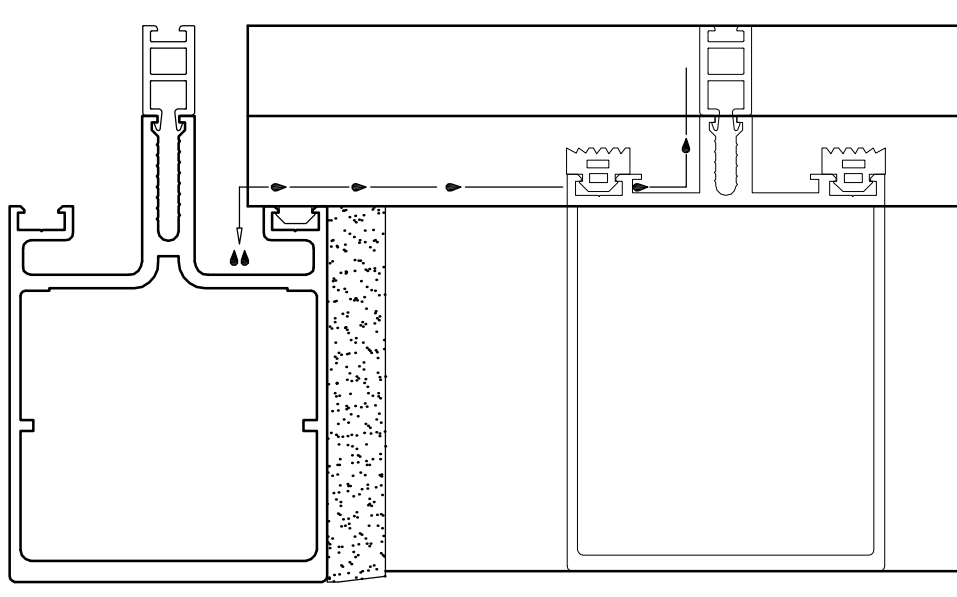
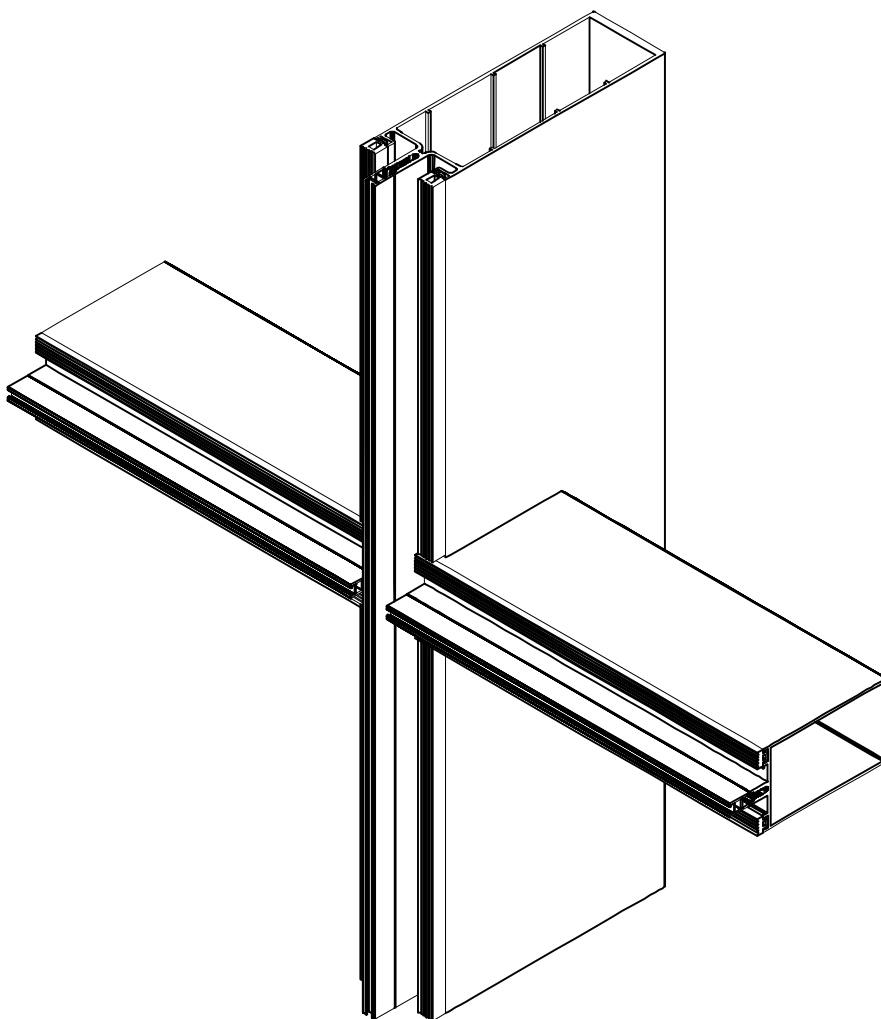
114-02-01 obrade FT-0157 za prihvat ručke notter
114-02-02 obrade FT-0134 za prihvat ručke notter
114-02-03 obrade FT-0157 za prihvat ručke giesse
114-02-04 obrade FT-0134 za prihvat ručke giesse
114-02-05 obrade FT-0148
115-01-01 obrade makaze NOTTER-400
115-01-02 obrade makaze NOTTER-400
115-01-03 obrade makaze NOTTER-600
115-01-04 obrade makaze NOTTER-600
115-01-05 obrade makaze NOTTER-400
115-01-06 obrade makaze NOTTER-600
116-01-01 izračun dimenzija RAM FT-0133, KRILO FT-0134
116-01-02 izračun dimenzija RAM FT-0126, KRILO FT-0157
116-01-03 izračun dimenzija RAM FT-0261, KRILO FT-0203
116-01-04 izračun dimenzija RAM FT-0161, KRILO FT-0162
116-01-05 izračun dimenzija RAM FT-0161, KRILO FT-0162
116-01-06 izračun dimenzija RAM FT-0161, KRILO FT-0164
116-01-07 izračun dimenzija RAM FT-0161, KRILO FT-0164





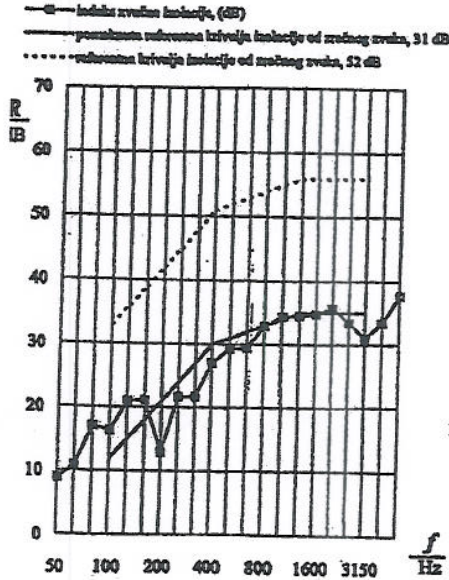
Sistem FEAL 60K KONSTRUIRAN JE TAKO DA SU ŽLIJEBOVI U OKOMICI I VODORAVNICI U RAZLIČITIM RAVNIMA.

MOGUĆI KONDEZAT TIM JE NAČINOM VOĐEN SA ŽLIJEBA VODORAVNICE U ŽLIJEB OKOMICE, TE KONTROLIRANO DOLJE PREMA VANI (drenažni žlijeb). ISTOVREMENO ZRAK STRUJI KROZ OKOMICICE I VODORAVNICE OD PARAPETA PREMA ATICI PRI ČEMU OSTVARUJE POTREBNO VENTILIRANJE FASADE I SUŠI MOGUĆE KAPLJEVINE NASTALE KONDEZIRANJEM.



REZULTATI ISPITIVANJA izolacije od zračnog zvuka uzorka aluminijske fasade FEAL 60K

Frekvencija f (Hz)	Indeks R (dB)
50	8,8
63	14,8
80	17,1
100	16,3
125	21,8
160	21,1
200	13,8
250	21,7
315	21,7
400	27,8
500	29,2
630	29,5
800	32,9
1000	34,4
1250	34,5
1600	34,8
2000	35,8
2500	33,4
3150	31,8
4000	33,5
5000	37,7

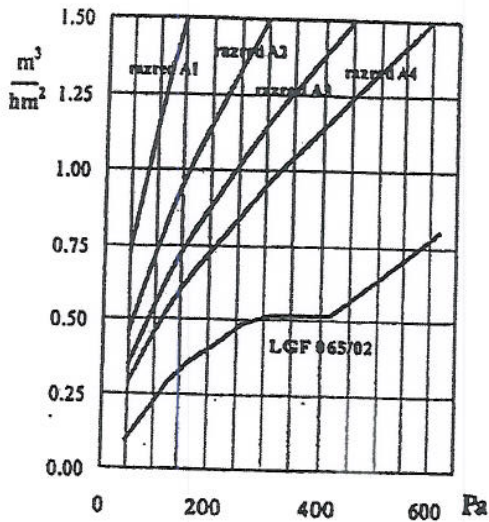


Voditelj ispitivanja: *Mr. sc. [Signature]*, dipl. ing. kom. tehn.
 [Circular stamp: INSTITUT ZA IZUMI I PATENTIRANJE, HRVATSKA REPUBLIKA, Zagreb]

U skladu s HRN EN ISO 717-1:1998. vrednovani indeks zvučne izolacije za ispitani uzorak aluminijske fasade FEAL 60K ostakljen IZO staklom 24 mm iznosi $R_w (C; C_{tr}; C_{50-5000}; C_{tr,50-5000}) = 31 (-1; -5; -1; -7) \text{ dB}$.

REZULTATI ISPITIVANJA zrakopropusnosti uzorka aluminijske fasade FEAL 60K.

3.3 Dijagram



3.2 Tablica mjernih rezultata

Δp (Pa)	Q (m^3/hm^2) LGF 065/02	Q (m^3/hm^2) RAZRED (pre EN12152:1999)			
		A1	A2	A3	A4
47	0.09	0.69	0.44	0.33	0.27
127	0.29	1.34	0.85	0.65	0.53
162	0.35	1.58	0.99	0.76	0.63
218	0.42		1.21	0.93	0.76
262	0.48		1.37	1.05	0.86
312	0.52		1.54	1.18	0.97
413	0.52			1.42	1.17
617	0.80			1.85	1.53

S obzirom na zrakopropusnost ispitani uzorak al.fasade FEAL 60K ostakljen IZO staklom 24 mm može se svrstati u razred A4, u skladu s HRN EN 12152:1999.

Voditelj ispitivanja: *Mr. sc. [Signature]*, dipl. ing. kom. tehn.
 [Circular stamp: INSTITUT ZA IZUMI I PATENTIRANJE, HRVATSKA REPUBLIKA, Zagreb]

REZULTATI ISPITIVANJA vodonepropusnosti uzorka aluminijske fasade FEAL 60K.

TLAK Δp (Pa)	VRJEME t (min)	LGf 065/02	RAZRED (HRN EN 12154:2001)
0	15	+	
50	5	+	
100	5	+	
150	5	+	R 4
200	5	+	
250	5	+	
300	5	+	R 5
450	5	+	R 6
600	5	+	R 7

+ Znači da nije došlo do propuštanja vode.
 V Znači da je došlo do propuštanja vode.



S obzirom na vodonepropusnost ispitani uzorak al.fasade ostakljen IZO staklom 24 mm može se svrstati u razred R7, u skladu s HRN EN 12154:2001.

REZULTATI ISPITIVANJA otpornosti na vjetar uzorka aluminijske fasade FEAL 60K ostakljene IZO staklom 24 mm u skladu s HRN EN 13116:2001

- maksimalno relativno čeono savijanje je 1/3320 (max. doz. 1/200),
- nakon opterećenja prednja strana uzorka vratila se na 100% početne vrijednosti (min. doz. 95%)
- ispitivanje zrakopropusnosti nakon otpornosti na vjetar kazuje da nije došlo do prekoračenja vrijednosti u odnosu na prvo ispitivanje.

Pri opterećenju uzorka na 900 Pa (150% maksimalnog ispitnog tlaka) u trajanju od 15 s nije došlo do vidljivih promjena na uzorku.





REPUBLIKA HRVATSKA

DRŽAVNI ZAVOD ZA NORMIZACIJU
I MJERITELJSTVO

10000 Zagreb
Ulica grada Vukovara 78
Tel.: 01/6106-014
Faks: 01/6109-324

CERTIFIKAT Br. 086/04
CERTIFICATE No.

Proizvod
Product

PROTUPOŽARNI PARAPET FASADE "AOF-W90"

Podnositelj zahtjeva
Applicant

FEAL d.o.o., Tm bb,
88220 Široki Brijeg, BOSNA I HERCEGOVINA

Osnovna obilježja proizvoda
Principal characteristics of the product

Protupožarni parapet fasade tip AOF-W90, montiran je na čeličnoj podkonstrukciji u Al profilima – FEAL 60K. Sastavljen je od: stakla 8,0 mm, čelične tave ispunjene s kamenom vunom 2x50 mm, kamene vune 1x50 mm, te protupožarnih gipskartonskih ploča 2x12,5 mm. Parapet je namjenjen za nenosivi vanjski zid kao ograda u kombinaciji sa zavjesom, a izrađen je prema T.D. br. 12.10/04.

Datum proizvodnje
Date of production

2004. godina

Broj i datum izvješća o ispitivanju
Test report number and date

2374/04-01 od 2004-10-19.

Certifikat vrijedi do
Certificate validity

2010-10-19. uz uvjet provjere sukladnosti proizvoda s certificiranim tipom koja se provodi jedanput u godini. Potvrda o provjeri sukladnosti sastavni je dio ovog certifikata.

Ovim se potvrđuje da su značajke proizvoda u skladu sa zahtjevima ovih propisa i normi

It is certified hereby that the product characteristics are in conformity to the requirements of the following regulations and standards

Pravilnik o obveznom potvrđivanju elemenata tipskih građevinskih konstrukcija na otpornost prema požaru (Narodne novine br. 55/96, 47/97, 68/00)

HRN DIN 4102-3

Ponašanje građevnih gradiva i građevnih elemenata u požaru
3. dio: Požarni zidovi i nenosivi vanjski zidovi
RAZRED W90

Ovaj certifikat vrijedi isključivo pod uvjetom da se proizvod ugrađuje prema uputstvu proizvođača koje mora biti usklađeno u svim detaljima s izvješćem o ispitivanju.

Ovlaštena organizacija
Authorized organization

LTM d.o.o., Hrastovička bb, Zagreb-Lučko, HRVATSKA
Oznaka: HA3

Broj i datum izdavanja ovlaštenja
Licence No. and date of issue

Klasa: UP/I-383-02/97-02/79
Ur.br.: 558-04/2-03-4 od 2003-04-28.

Datum 2004-10-19.
Date



Potpis ovlaštene osobe
Signature of authorized person

Vilko Padovan, ing.

FEAL d.o.o.

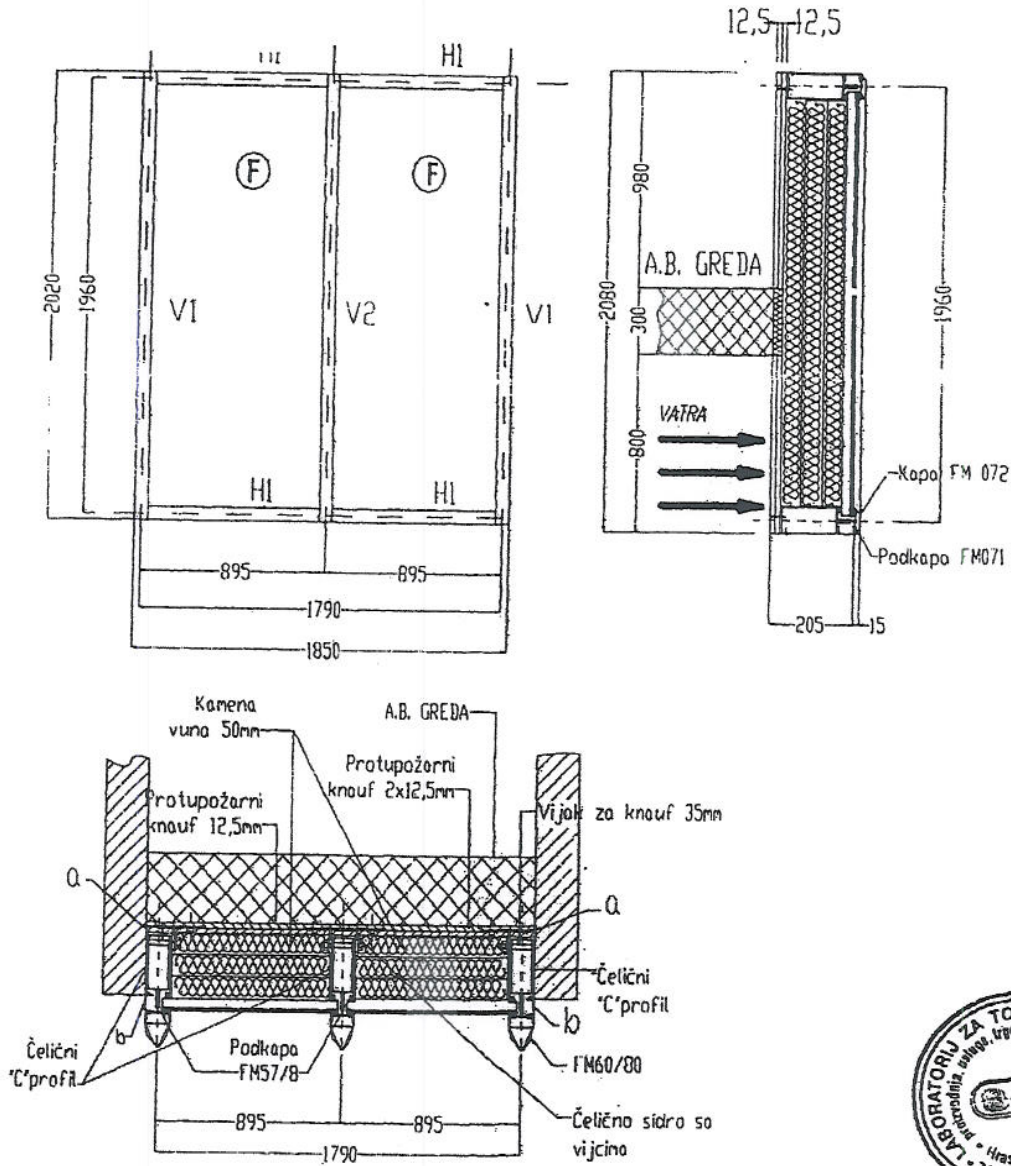
88220 Široki Brijeg, Trn bb, Bosna i Hercegovina

T.D. Br.:12.10/04

UZORAK ZA ISPITIVANJE PROTUPOŽARNOSTI PARAPETA

Materijal : Aluminijski profili : FEAL.60K

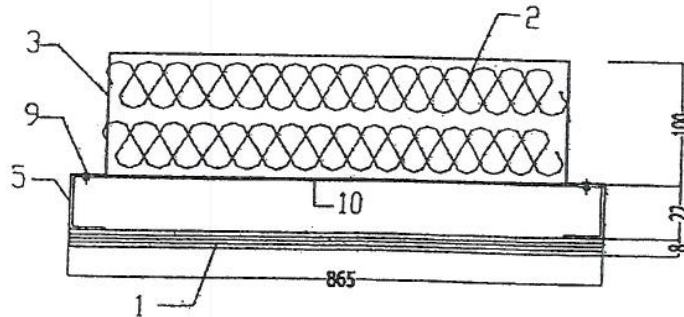
Staklo : STOPSOL SILVER LIGHT GREEN d = 8 mm - KALJENO



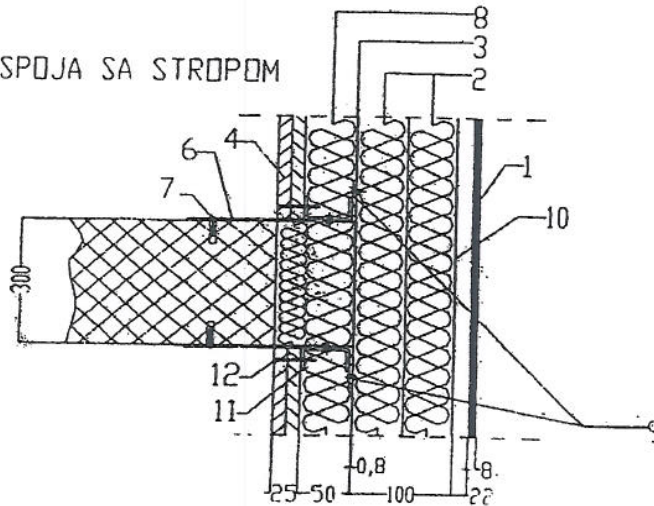
82220 Široki Brijeg, Bosna i Hercegovina

- 1 - Staklo : STOPSOL SILVER LIGHT 8 mm - KALJENO
865 X 1930 1 kom
- 2 - Kamena vuna 2x50mm (90kg/m³)
- 3 - Čelični lim 0,8mm - cinčani (tava)
- 4 - Protupožarni knauf 2x 12,5 mm
- 5 - Čelični lim 0,8mm - cinčani (U - 22 x 40mm)
- 6 - Čelični lim 0,8mm - cinčani (kutnik 150 x 80mm)
- 7 - Čelični tipl sa vijkom 8 x 50 mm
- 8 - Kamena vuna 50mm (90kg/m³)
- 9 - Blok-zakovica čelična (4x10mm)
- 10 - Čelični lim 0,8 mm
- 11 - Nosaç protupožarnog knaufa (C 40x50)
- 12 - Vijak za knauf TN 35

T.D. Br. 12.10/0



DETALJ SPOJA SA STROPOM



Nachweis Wärmedurchgangskoeffizient

Prüfbericht 422 33285/2



Auftraggeber: FEAL d.o.o.
Trn bb

88220 Siroki Brijeg
Bosnien-Herzegowina

Produkt: Thermisch getrenntes Metallprofil, Profilkombination:
Pfosten

Bezeichnung: facade 60 K

Bagtiefe: Pfosten: 205 mm

Ansichtbreite: 60 mm

Material: Aluminiumprofil mit thermischer Trennung

Oberfläche: lackiert / pulverbeschichtet / anodisch oxidiert
Art: Isolatorprofil durchgehend mit 4 Dichtungen im Glasfalz
Material: Polyamid 6.6 mit 25% GF
Einlagen: keine

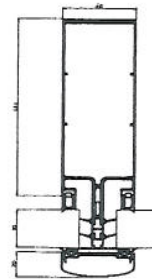
Thermische Trennung / Dämmzone: Metalloberflächen im Dämmzonenbereich:
anodisch oxidiert / lackiert / pulverbeschichtet
Dicke: 30 mm

Föhrung: Einbautiefe: 15 mm

Bearbeitungen: Butylband im Bereich der Pressleiste

Grundlagen:
EN ISO 10077-2: 2003-10
Wärmetechnisches Verhalten von Fenstern, Türen und Abschlüssen - Berechnung des Wärmedurchgangskoeffizienten - Teil 2: Numerisches Verfahren für Rahmen

Darstellung



Verwendungshinweise:
Dieser Prototyp dient zum Nachweis des Wärmedurchgangskoeffizienten U_f .

Gültigkeit

Die genannten Daten und Ergebnisse beziehen sich ausschließlich auf den gezeigten und beschriebenen Gegenstand.
Die Ermittlung des Wärmedurchgangskoeffizienten ermöglicht keine Aussage über weitere Leistungs- und qualitätsbestimmende Eigenschaften der vorliegenden Konstruktion.

Veröffentlichungshinweise

Es gilt das Ift Merkblatt „Bedingungen und Hinweise zur Benutzung von Ift-Prüfprotokollen“.
Das Deckblatt kann als Kurzfassung verwendet werden.

Inhalt

Der Nachweis umfasst insgesamt 5 Seiten:

1. Gegenstand
2. Durchführung
3. Einzelergebnisse

Wärmedurchgangskoeffizient



$$U_f = 1,8 \text{ W}/(\text{m}^2 \cdot \text{K})$$

Die zweidimensionale Berechnung berücksichtigt nicht den Einfluss der Verschraubung. Dieser ist nach anerkannten Regeln zu ermitteln und auf das Ergebnis aufzuschlagen.



Ift Rosenheim
16. April 2007

Konrad Huber

Konrad Huber, Dipl.-Ing. (FH)
Stv. Prüfstellenleiter Wärmeschutz
ift Zentrum Glas, Baustoffe & Bauphysik

Klaus Specht

Klaus Specht, Dipl.-Ing. (FH)
Prüfingenieur
ift Zentrum Glas, Baustoffe & Bauphysik

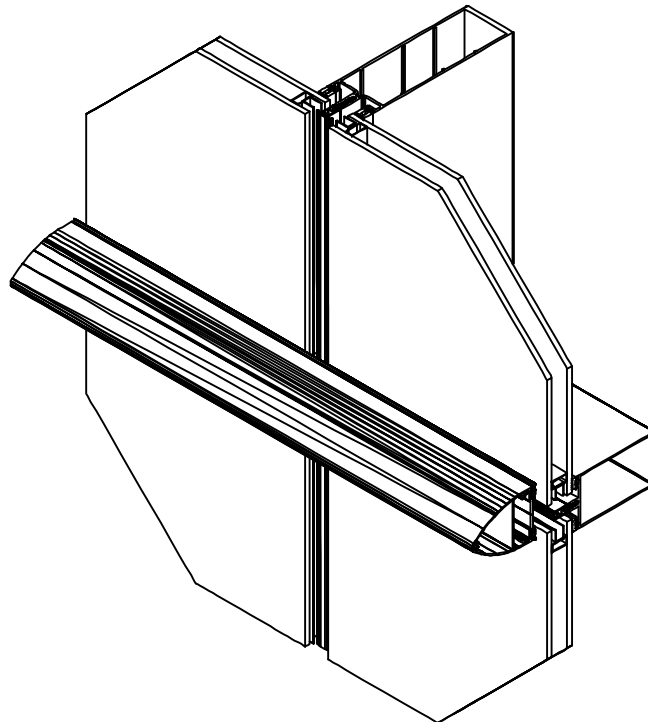
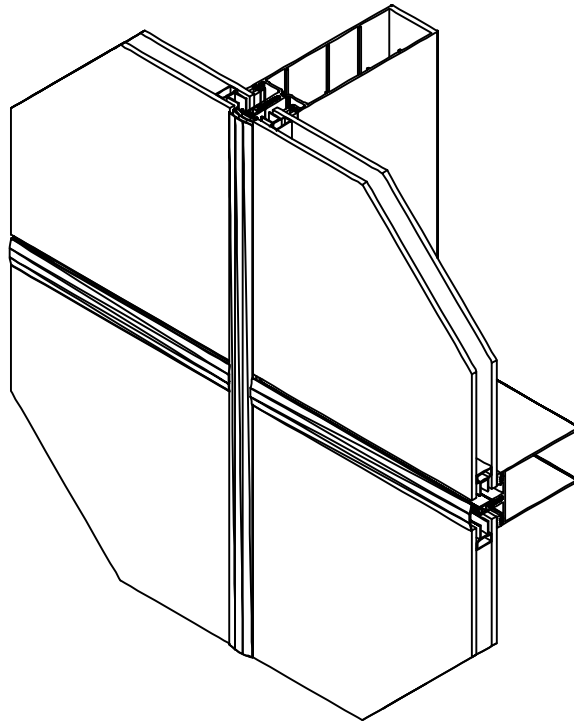


Ift Rosenheim GmbH
Geschäftsführer:
Dipl.-Ing. (FH) Ulrich Sieberath
Dr. Jochen Peichl

Theodor-Gietl-Str. 7 - 9
D-83026 Rosenheim
Tel.: +49 (0)8031/261-0
Fax: +49 (0)8031/261-290
www.ift-rosenheim.de

Sitz: 83026 Rosenheim
AG Traunstein, HRB 14763
Sparkasse Rosenheim
Kto. 3822
BLZ 711 500 00

Notified Body Nr.: 0757
Anerkannte PUZ-Stelle: BAY 18
ift Zentrum Glas, Baustoffe & Bauphysik
DAF-PL 0816 06
DAF-ZS 2288 00
TGA 204-16-93 00
TGA 204-16-93 01



INSTITUT GRADEVINARSTVA HRVATSKE d.d.
 Zavod za zgradarstvo
 Laboratorij građevinske fizike 2 29 20
 p.p. 283, Janka Rakuše 1, HR-10000 Zagreb,
 Tel. +385 (0)1 61 25 999
 Fax. +385 (0)1 61 25 998, e-mail: igf@igh.hr



Izveštaj broj: 2920-806/06

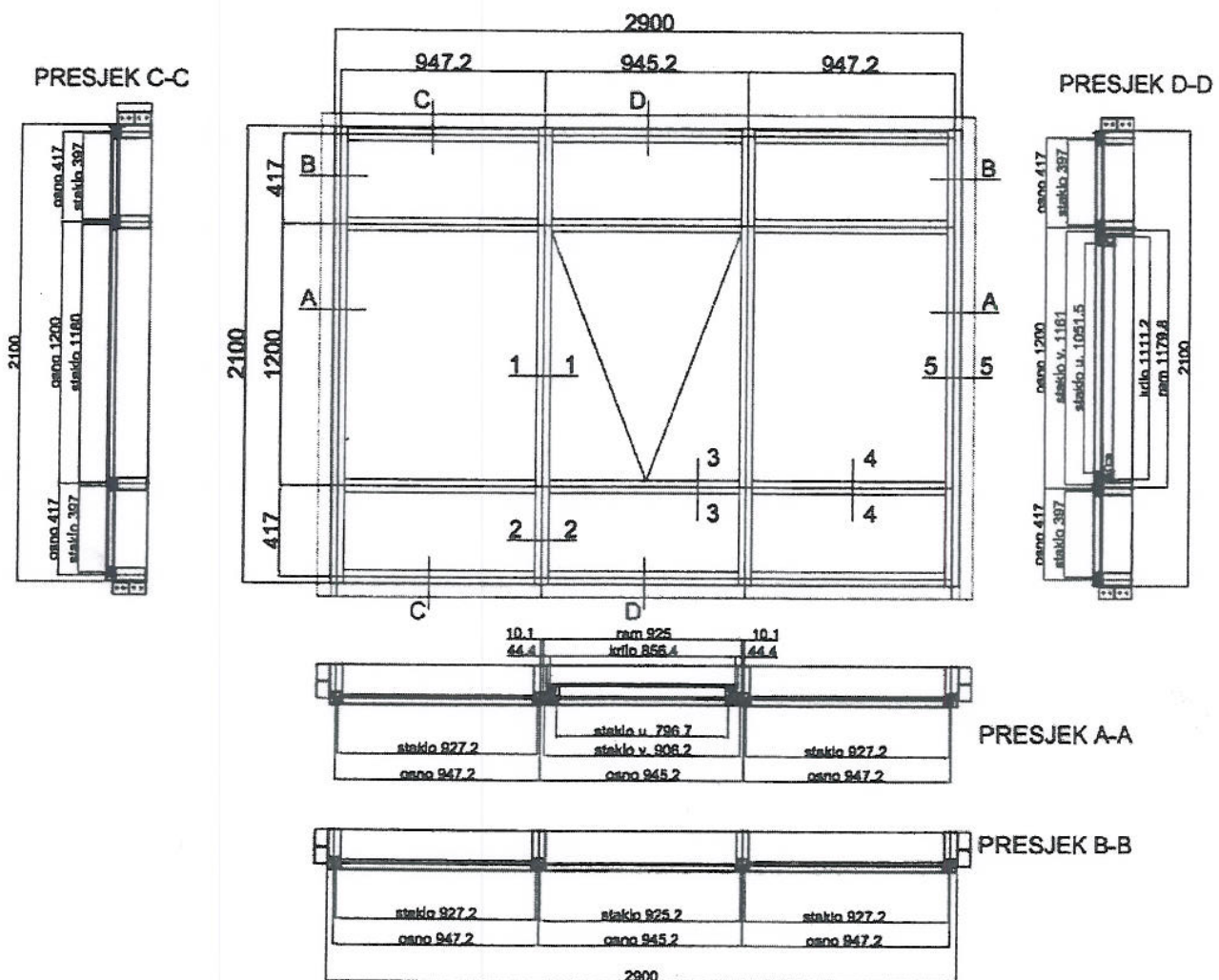
Opis ispitnog uzorka:

Ispitivanja zrakopropusnosti, vodonepropusnosti i otpornosti na opterećenje vjetrom provedena su na uzorku aluminijske fasade 60S+ s fasadnim ventusom prema vani, vanjskih izmjera 2,90 m x 2,10 m. Otvarajući dio je izmjera 0,885 m x 1,140 m. Uzorak je ostakljen IZO staklom debljine 34 mm (8 mm vanjsko kaljeno float staklo + 20 mm zrak + 6 mm unutarnje float staklo s low-e premazom).

Upotrebene su brtve EPDM kvalitete proizvođača COMPLASTEX (Italija) i sljedeći okovi:

- kutnici, pločice i klizači iz al. slitine AlMgSi0.5 – proizvođač FEAL-Široki Brijeg,
- škarice za ventus od INOX-a – otvaranje prema van – proizvođač RIVALU (Francuska),
- okov za zatvaranje po obodu sa ručkom - proizvođač NOTTER (Njemačka).

Uzorak je prikazan skicom i presjecima od strane naručitelja kako slijedi u nastavku:



Rezultati ispitivanja odnose se samo na ispitane uzorke. Djelomično umnožavanje ovog izvještaja nije dopušteno bez pismenog odobrenja Voditelja laboratorija.

Dokument: I2920_806_06.doc

Stranica 2 od 15

INSTITUT GRADEVINARSTVA HRVATSKE d.d.
Zavod za zgradarstvo
Laboratorij građevinske fizike 2 29 20
p.p. 283, Janka Rakuše 1, HR-10000 Zagreb,
Tel. +385 (0)1 61 25 999
Fax. -385 (0)1 61 25 998, e-mail: igf@igh.hr



Zahtjev za ispitivanje: prihvaćena ponuda ZF 29-20-206388/06
Nalog za ispitivanje: 243/06

Zagreb, 2006-08-25

IZVJEŠTAJ O ISPITIVANJU BR. 2920-806/06

Naručitelj: FEAL Hrvatska d.o.o.
Rudeška cesta 3a
10000 Zagreb

Radni nalog: 29208804

Proizvođač uzorka: FEAL d.o.o.
poduzeće za preradu aluminija
Široki Brijeg

Proizvođač profila: FEAL d.o.o.
poduzeće za preradu aluminija
Široki Brijeg

Građevni proizvod: Uzorak aluminijske fasade 60S+ s fasadnim ventusom prema vani

Uzorak dostavio: Naručitelj ispitivanja

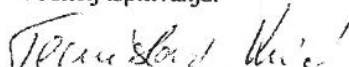
Datum zaprimanja uzorka: 2006-07-27

Mjesto ispitivanja: Institut građevinarstva Hrvatske d.d., Zavod za zgradarstvo, Laboratorij
građevinske fizike, Janka Rakuše 1, HR-10000 Zagreb


Laboratorijska oznaka uzorka: LGF 323/06

Ispitana svojstva: A dio: Zrakopropusnost
B dio: Vodonepropusnost
C dio: Otpornost na opterećenje vjetrom
D dio: Zvučna izolacija

Voditelj ispitivanja:


Tomislav Vuić, dipl. ing. sig.

Voditelj laboratorija:


dr. sc. Ivica Kušević, dipl. ing. fizike



Rezultati ispitivanja odnose se samo na ispitane uzorke. Djelomično umnožavanje ovog izvještaja nije dopušteno bez pismenog odobrenja Voditelja laboratorija. Ukupan broj stranica: 15.
Dokument: I2920_806_06.doc

Stranica 1 od 15

INSTITUT GRAĐEVINARSTVA HRVATSKE d.d.
 Zavod za zgradarstvo
 Laboratorij građevinske fizike 2 29 20
 p.p. 283, Janka Rakuše 1. HR-10000 Zagreb,
 Tel. +385 (0)1 61 25 999
 Fax. +385 (0)1 61 25 998, e-mail: igf@igh.hr



Izveštaj broj: 2920-806/06

A DIO: ZRAKOPROPUSNOST

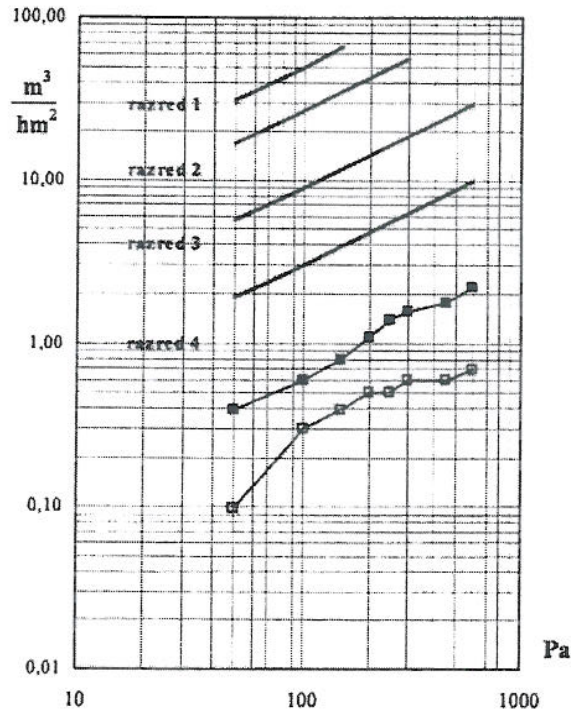
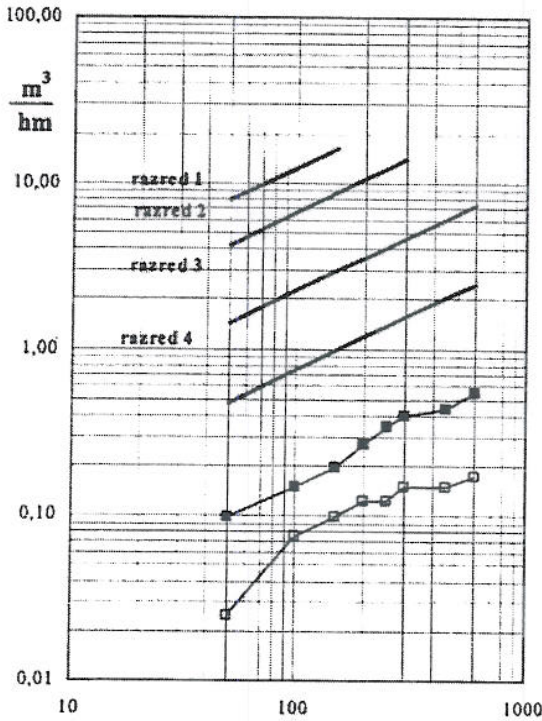
Zadatak: Ispitati svojstvo zrakopropusnosti ispitnog uzorka LGF 323/06, posebno za fiksni dio uzorka (LGF 323/06-f) i posebno za otvarajući dio (LGF 323/06-o)

Ispitano prema normi: HRN EN 12153: 2001 za fiksni dio uzorka
 HRN EN 1026:2001 za otvarajući dio uzorka

Datum ispitivanja: 2006-08-01

Temperatura i relativna vlažnost zraka tijekom ispitivanja: 23 °C i 65 %.

Dijagrami protoka zraka po jedinici duljine sljubnica i po jedinici ploštine otvarajućeg dijela uzorka



- LGF 323/06/o - ispitivanje zrakopropusnosti otvarajućeg dijela fasadnog elementa s negativnim opterećenjem na tlak
- LGF 323/06/o - ispitivanje zrakopropusnosti otvarajućeg dijela fasadnog elementa s pozitivnim opterećenjem na tlak

- LGF 323/06/o - ispitivanje zrakopropusnosti otvarajućeg dijela fasadnog elementa s negativnim opterećenjem na tlak
- LGF 323/06/o - ispitivanje zrakopropusnosti otvarajućeg dijela fasadnog elementa s pozitivnim opterećenjem na tlak

S obzirom na zrakopropusnost, ispitani uzorak aluminijske fasade 60S+ s fasadnim ventusom prema vani (dio fasadnog elementa bez otvarajućih dijelova, laboratorijske oznake LGF 323/06-f), proizvođača FEAL d.o.o., može se svrstati u **razred A4**, u skladu HRN EN 12152:2002.

S obzirom na zrakopropusnost, ispitani uzorak aluminijske fasade 60S+ s fasadnim ventusom prema vani (otvarajući dio fasadnog elementa, laboratorijske oznake LGF 323/06-o), proizvođača FEAL d.o.o., može se svrstati u **razred 4**, u skladu s HRN EN 12207:2001

INSTITUT GRAĐEVINARSTVA HRVATSKE d.d.
 Zavod za zgradarstvo
 Laboratorij građevinske fizike 2 29 20
 p.p. 283, Janka Rakuše 1, HR-10000 Zagreb,
 Tel. +385 (0)1 61 25 999
 Fax. +385 (0)1 61 25 998, e-mail: igf@igh.hr



Izvještaj broj: 2920-806/06

B DIO: VODONEPROPUSNOST

Zadatak: Ispitati svojstvo vodonepropusnosti ispitnog uzorka

Ispitano prema normi: HRN EN 12155; 2001

Datum ispitivanja: 2006-08-01

Temperatura i relativna vlažnost zraka tijekom ispitivanja: 23 °C i 65 %.

Mjerna i ispitna oprema:

- uređaj za ispitivanje prozora proizvođača HOLTEN, tip "Type VAEPC", oznaka mjerila 1674,
- termohigrometar, ROTRONIC, tip Hygroclip S, oznaka mjerila 1679,
- metalni metar.

TLAK Δp (Pa)	VRJEME τ (min)	LGF 323/06	RAZRED (HRN EN 12154)
0	15	+	
50	5	+	
100	5	+	
150	5	+	R 4
200	5	+	
250	5	+	
300	5	+	R 5
450	5	+	R 6
600	5	+	R 7

+ Znači da nije došlo do propuštanja vode.

∇ Znači da je došlo do propuštanja vode.

S obzirom na vodonepropusnost, ispitani uzorak aluminijske fasade 60S+ s fasadnim ventusom prema vani (laboratorijska oznaka uzorka LGF 323/06), proizvođača FEAL d.o.o., može se svrstati u razred R7, u skladu s HRN EN 12154:2001.

C DIO: OTPORNOST NA OPTEREĆENJE VJETROM

Zadatak: Ispitati svojstvo otpornosti na opterećenje vjetrom otvarajućeg dijela ispitnog uzorka LGF 323/06 (LGF 323/06-o)

Ispitano prema normi: HRN EN 12211:2002

Datum ispitivanja: 2006-08-01

Temperatura i relativna vlažnost zraka tijekom ispitivanja: 23 °C i 65 %.

REZULTATI ISPITIVANJA OTPORNOSTI S PROMJENJIVIM TLAKOM P2

Ispitivanje je provedeno s 50 impulsa promjenjivog tlaka P2 od ± 600 Pa, a iznosi polovicu maksimalnog tlaka P1.

Nakon provedenog opterećenja, na uzorku aluminijske fasade 60S+ s fasadnim ventusom prema vani (laboratorijska oznaka uzorka LGF 323/06), nije bilo vidljivih oštećenja niti promjena na cijelom uzorku kao ni promjena u funkcionalnosti ili oštećenja otvarajućeg dijela.

REZULTATI SIGURNOSNOG ISPITIVANJA

Ispitivanje sigurnosti je provedeno s jednim impulsom od -1800 Pa i s jednim impulsom od $+1800$ Pa.

Nakon provedenog opterećenja, na uzorku aluminijske fasade 60S+ s fasadnim ventusom prema vani (laboratorijska oznaka uzorka LGF 323/06), nije bilo vidljivih napuknuća na bilo kojem dijelu uzorka (staklo, okvir i okovi), niti je došlo do otvaranja otvarajućeg dijela.

Ponovljeno ispitivanje zrakopropusnosti (A dio izvještaja) na uzorku aluminijske fasade 60S+ s fasadnim ventusom prema vani (laboratorijska oznaka uzorka LGF 323/06), nakon ispitivanja otpornosti na opterećenje vjetrom, pokazuje da nije došlo do povećanja vrijednosti od 20 %, već je došlo do smanjenja propusnosti zraka u odnosu na prvo ispitivanje zrakopropusnosti.

Takav podatak ukazuje da nije došlo do povećanja zrakopropusnosti niti kod otvarajućeg dijela uzorka (LGF 323/06-o), nakon ispitivanja otpornosti na opterećenje vjetrom.

S obzirom na ispitivanje otpornosti na opterećenje vjetrom, ispitani otvarajući dio aluminijske fasade 60S+ s fasadnim ventusom prema vani (laboratorijska oznaka uzorka LGF 323/06-o), proizvođača FEAL d.o.o., može se svrstati u razred C 3, u skladu s HRN EN 12210:2001.

D DIO: ZVUČNA IZOLACIJA

Zadatak: Ispitati izolaciju od zračnog zvuka ispitnog uzorka

Ispitano prema normi: HRN EN ISO 140-3:1998.

Datum ispitivanja: 2006-08-24

Temperatura i relativna vlažnost zraka tijekom ispitivanja: 22 °C i 62 %.

Mjerna i ispitna oprema:

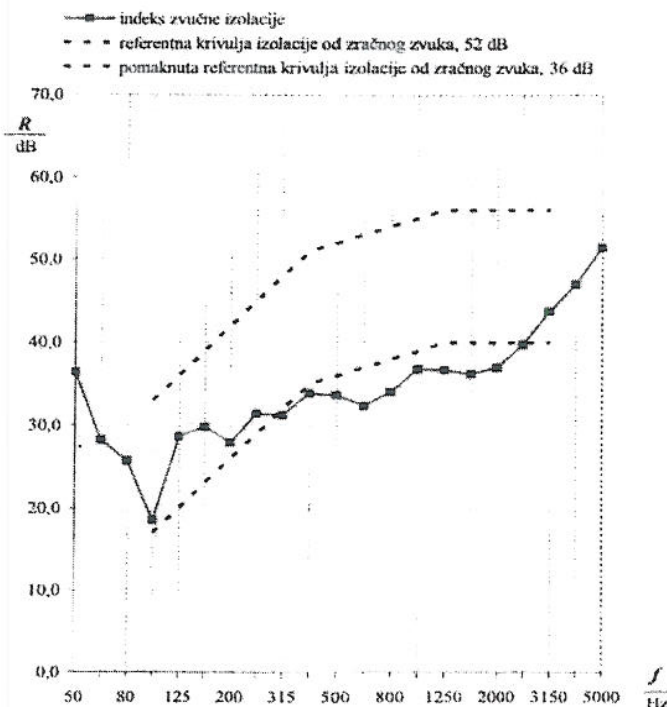
- modularni analizator zvuka, tip 2260-IOEC 651, B&K, oznaka mjerila 1974,
 - kalibrator razine zvučnog tlaka, tip 4220, B&K,
 - kondenzatorski mikrofoni, tip 4189, B&K,
 - predpojačala, tip ZC 0026, B&K,
- pojačalo snage, IGH, oznaka mjerila 725,
- zvučnik, tip 4241, B&K, oznaka mjerila 726,
- termohigrometar, ROTRONIC, tip Hygroclip S, oznaka mjerila 1679.

REZULTATI ISPITIVANJA IZOLACIJE OD ZRAČNOG ZVUKA

Tablica:

frekvencija f (Hz)	terca R (dB)
50	36,4
63	28,2
80	25,7
100	18,6
125	28,7
160	29,8
200	28,0
250	31,5
315	31,3
400	33,9
500	33,7
630	32,4
800	34,1
1000	36,9
1250	36,7
1600	36,3
2000	37,1
2500	39,8
3150	43,8
4000	47,0
5000	51,4

Dijagram:



Temeljem rezultata ispitivanja, vrednovani indeks zvučne izolacije za ispitani uzorak aluminijske fasade 60S+ s fasadnim ventusom prema vani (laboratorijska oznaka uzorka LGF 323/06), proizvođača FEAL d.o.o., u skladu s normom HRN EN ISO 717-1:1998., iznosi:

Nachweis Wärmedurchgangskoeffizient

Prüfbericht 422 35572/4

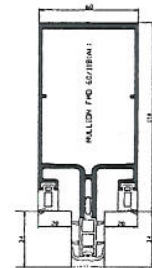


Auftraggeber	FEAL d.o.o. Trn bb
	88220 Siroki Brijeg Bosnien-Herzegowina
Produkt	Thermisch getrenntes Metallprofil, Profilkombination: Pfosten
Bezeichnung	60 - S+
Bautiefe	Pfosten: 148 mm
Anichtsbreite	60 mm
Material	Aluminiumprofil mit thermischer Trennung
Oberfläche	pulverbeschichtet Art: Isolator durchgehend mit Fahnen Material: Polyamid 6.6 verstärkt mit 25% Glasfaser Metalloberflächen im Dämmzonenbereich: lackiert, pulverbeschichtet
Thermische Trennung / Dämmzone	Statischer Querschnitt: lackiert, pulverbeschichtet Pressleiste: punktuelle Befestigung über Glashalterleiste Dicke: 34 mm
Füllung	Einbautiefe: 20 mm
Besonderheiten	--

Grundlagen

EN ISO 10077-2:2003-10
Wärmetechnisches Verhalten
von Fenstern, Türen und
Abschlüssen - Berechnung der
Wärmedurchgangs-
koeffizienten - Teil 2: Numeri-
sches Verfahren für Rahmen

Darstellung



Verwendungshinweise

Dieser Prüfbericht dient zum
Nachweis des Wärmedurch-
gangskoeffizienten.

Gültigkeit

Die genannten Daten und Er-
gebnisse beziehen sich aus-
schließlich auf den geprüften
und beschriebenen Gegen-
stand.

Die Ermittlung des Wärme-
durchgangskoeffizienten er-
möglicht keine Aussage über
weitere Leistungs- und qualitäts-
bestimmende Eigenschaften
der vorliegenden Konstruktion.

Veröffentlichungshinweise

Es gilt das ift-Merkblatt
„Bedingungen und Hinweise zur
Benutzung von ift-
Prüfdokumentationen“.
Das Deckblatt kann als
Kurzfassung verwendet
werden.

Inhalt

Der Nachweis umfasst
insgesamt 5 Seiten:
1. Gegenstand
2. Durchführung
3. Einzelergebnisse

Wärmedurchgangskoeffizient



$$U_f = 1,6 \text{ W}/(\text{m}^2 \cdot \text{K})$$

Die zweidimensionale Berechnung berücksichtigt weder den Einfluss
der Verschraubung noch die punktuelle Befestigung über Glshalter.
Diese Einflüsse sind nach anerkannten Regeln zu ermitteln und auf
das Ergebnis aufzuschlagen.



ift Rosenheim
15. April 2008

M. Rossa
Michael Rossa, Dipl.-Phys.
Prüfstellenleiter
ift Zentrum Glas, Baustoffe & Bauphysik

Klaus Specht
Klaus Specht, Dipl.-Ing. (FH)
Prüfingenieur
ift Zentrum Glas, Baustoffe & Bauphysik



ift Rosenheim GmbH
Geschäftsführer
Dipl.-Ing. (FH) Ulrich Sieberath
Dr. Jochen Poeth

Theodor-Greif-Str. 7-9
D-83026 Rosenheim
Tel. +49 (0)8031/261-0
Fax. +49 (0)8031/261-290
www.ift-rosenheim.de

Stz. 83026 Rosenheim
AG Traunstein, HRB 14783
Sparkasse Rosenheim
Kto. 2822
BLZ 711 600 00

Nofized Body Nr. 0757
Anerkannte Prüfstelle BAY 18
ift Zentrum Glas, Baustoffe & Bauphysik

Nachweis Wärmedurchgangskoeffizient
 Blatt 4 von 5
 Prüfbericht 422 35572/4 vom 15. April 2008
 Auftraggeber FEAL d.o.o. BIH-89220 Siroki Brijuni



Tabelle 1 Materialeigenschaften und Randbedingungen nach EN ISO 10077-2 : 2003-10

Materialeigenschaften / Randbedingungen		Wert	Quelle ¹
θ_{ni}	Lufttemperatur raumseitig °C	20	-
θ_{ne}	Lufttemperatur außenseitig °C	0	-
R_{si}	Wärmeübergangswiderstand raumseitig $m^2 \cdot K/W$	0,13 0,20	-
R_{se}	Wärmeübergangswiderstand außenseitig $m^2 \cdot K/W$	0,04	-
ϵ_n	Emissionsgrad Dämmzone	0,9	Angabe des Auftraggebers und ift-Richtlinie WA-03/3
λ	Wärmeleitfähigkeit Polyamid 6.6 verstärkt mit 25% Glasfaser $W/(m \cdot K)$	0,30	-
λ	Wärmeleitfähigkeit Silikon mit Füllstoffen $W/(m \cdot K)$	0,50	-
λ	Wärmeleitfähigkeit Aluminium $W/(m \cdot K)$	160	-
λ	Wärmeleitfähigkeit EPDM $W/(m \cdot K)$	0,25	-
λ	Wärmeleitfähigkeit Dämmstoffmaske (Füllung) $W/(m \cdot K)$	0,035	-
l_p	Länge je Dämmstoffmaske (Füllung) mm	190	-

¹ Falls nicht gesondert vermerkt, sind die Daten den Normen EN 12524 bzw. EN ISO 10077-2 entnommen. Für Materialien, deren Wärmeleitfähigkeit anderen Quellen entnommen wird, hat der Auftraggeber durch geeignete Maßnahmen wie z.B. eine werkseigene Produktionskontrolle die Einhaltung der Wärmeleitfähigkeit sicherzustellen.

2.3 Prüfmittel

Rechenprogramm „WINISO“, Version 4

2.4 Prüfdurchführung

Datum/Zeitraum März 2008

Prüfer Klaus Specht

3 Einzelergebnisse

Errechneter Wärmestrom (längenbezogen) $q_l = 8,6 \text{ W/m}$
 Errechneter Wärmedurchgangskoeffizient $U_T = 1,6 \text{ W/(m}^2 \cdot \text{K)}$

Der errechnete Wärmedurchgangskoeffizient wurde auf eine Ansichtsbreite von 60 mm bezogen.

ift Rosenheim
 15. April 2008

Nachweis
Wärmedurchgangskoeffizient

Prüfbericht 422 35572/3



Auftraggeber **FEAL d.o.o.**
Trn bb

88220 Siroki Brijeg
Bosnien-Herzegowina

Produkt **Thermisch getrenntes Metallprofil,**
Profilkombination: Pfosten

Bezeichnung **60 - S+**

Bautiefe **Pfosten: 146 mm**

Ansichtsbreite **60 mm**

Material **Aluminiumprofil mit thermischer Trennung**

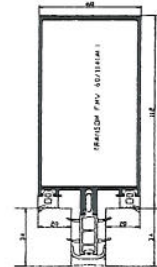
Oberfläche **pulverbeschichtet**
Art: Isolator durchgehend mit Fahnen
Material: Polyamid 6.6 verstärkt mit 25% Glasfaser
Metalloberflächen im Dämmzonenbereich:
lackiert, pulverbeschichtet
Thermische Trennung/Dämmzone **Statischer Querschnitt: lackiert, pulverbeschichtet**
Pressleiste: punktuelle Befestigung über Glashalteleiste
Dicke: 34 mm
Füllung **Einbautiefe: 20 mm**

Besonderheiten --

Grundlagen

EN ISO 10077-2:2003 (0)
Wärmetechnisches Verhalten von Fenstern, Türen und Abschlüssen - Berechnung des Wärmedurchgangskoeffizienten - Teil 2: Numerisches Verfahren für Rahmen

Darstellung



Verwendungshinweise

Dieser Prüfbericht dient zum Nachweis des Wärmedurchgangskoeffizienten!

Gültigkeit

Die genannten Daten und Ergebnisse beziehen sich ausschließlich auf den geprüften und beschriebenen Gegenstand.

Die Ermittlung des Wärmedurchgangskoeffizienten ermöglicht keine Aussage über weitere leistungs- und qualitätsbestimmende Eigenschaften der vorliegenden Konstruktion.

Veröffentlichungshinweise

Es gilt das IFT Merkblatt „Bedingungen und Hinweise zur Benutzung von IFT-Prüfdokumentationen“. Das Deckblatt kann als Kurzfassung verwendet werden.

Inhalt

Der Nachweis umfasst insgesamt 5 Seiten

1. Gegenstand
2. Durchführung
3. Einzelergebnisse

Wärmedurchgangskoeffizient



$$U_f = 1,6 \text{ W}/(\text{m}^2 \cdot \text{K})$$

Die zweidimensionale Berechnung berücksichtigt weder den Einfluss der Verschraubung noch die punktuelle Befestigung über Glashalter. Diese Einflüsse sind nach anerkannten Regeln zu ermitteln und auf das Ergebnis aufzuschlagen.



IFT Rosenheim
15. April 2008

M. Rossa

Michael Rossa, Dipl.-Phys.
Prüfstellenleiter
ift Zentrum Glas, Baustoffe & Bauphysik

Klaus Specht

Klaus Specht, Dipl.-Ing. (FH)
Prüfingenieur
ift Zentrum Glas, Baustoffe & Bauphysik

07-406 6549



IFT Rosenheim GmbH
Geschäftsführer:
Dipl.-Ing. (FH) Ulrich Sieberath
Dr. Jochen Peichl

Theodor-Giesel-Str. 7-9
D-83026 Rosenheim
Tel. +49 (0)8031261-0
Fax. +49 (0)8031261-290
www.ift-rosenheim.de

Sitz: 83026 Rosenheim
AG Traunstein, HRB 14763
Sparkasse Rosenheim
Kto. 3822
BLZ 711 500 00

Netfied Body No.: 0757
Anerkannte PUZ-Stelle BAY 18
Logo of the German Association of Building Physics (IGBA) and the German Association of Building Engineers (IGT).

Nachweis Wärmedurchgangskoeffizient
 Blatt 4 von 5
 Prüfbericht 422 35572/3 vom 15. April 2008
 Auftraggeber FEAL d.o.o., BIH-82220 Siroki Brijuni



Tabelle 1 Materialeigenschaften und Randbedingungen nach EN ISO 10077-2 : 2003-10

Materialeigenschaften / Randbedingungen			Wert	Quelle ¹
θ_{ni}	Lufttemperatur raumseitig	°C	20	-
θ_{ne}	Lufttemperatur außenseitig	°C	0	-
R_{si}	Wärmeübergangswiderstand raumseitig	m ² · K/W	0,13 0,20	-
R_{se}	Wärmeübergangswiderstand außenseitig	m ² · K/W	0,04	-
ϵ_n	Emissionsgrad Dämmzone	-	0,9	Angabe des Auftraggebers und ift-Richtlinie WA-03/3
λ	Wärmeleitfähigkeit Polyamid 6.6 verstärkt mit 25% Glasfaser	W/(m · K)	0,30	-
λ	Wärmeleitfähigkeit Silikon mit Füllstoffen	W/(m · K)	0,50	-
λ	Wärmeleitfähigkeit Aluminium	W/(m · K)	160	-
λ	Wärmeleitfähigkeit EPDM	W/(m · K)	0,25	-
λ	Wärmeleitfähigkeit Dämmstoffmaske (Füllung)	W/(m · K)	0,035	-
l_p	Länge je Dämmstoffmaske (Füllung)	mm	190	-

¹ Falls nicht gesondert vermerkt, sind die Daten den Normen EN 12524 bzw. EN ISO 10077-2 entnommen. Für Materialien, deren Wärmeleitfähigkeit anderen Quellen entnommen wird, hat der Auftraggeber durch geeignete Maßnahmen wie z. B. eine werkseigene Produktionskontrolle die Einhaltung der Wärmeleitfähigkeit sicherzustellen.

2.3 Prüfmittel

Rechenprogramm „WINISO“, Version 4

2.4 Prüfdurchführung

Datum/Zeitraum März 2008

Prüfer Klaus Specht

3 Einzelergebnisse

Errechneter Wärmestrom (längenbezogen) $q_l = 8,5 \text{ W/m}$
 Errechneter Wärmedurchgangskoeffizient $U_f = 1,6 \text{ W/(m}^2 \cdot \text{K)}$

Der errechnete Wärmedurchgangskoeffizient wurde auf eine Ansichtsbreite von 60 mm bezogen.

ift Rosenheim
 15. April 2008



INSTITUT GRAĐEVINARSTVA HRVATSKE, d.d.
IGH Institut
Laboratorij IGH
Laboratorij za građevinsku fiziku
Janka Rakuše 1, 10000 Zagreb
Tel. +385 1/61 25 111 (tajništvo), +385 1/61 25 904 (laboratorij)
Fax. +385 1/61 25 100, e-mail: lgf@igh.hr



www.igh.hr

Zahtjev za ispitivanje: ponuda ZF 2160-0-0406/09 od 2008-03-16
Nalog za ispitivanje: 24/09

Zagreb, 2009-03-23

IZVJEŠTAJ O ISPITIVANJU BR. I/2160-092/09

Naručitelj: Feal Hrvatska d.o.o.
Rudeška cesta 3a
HR-10 000 Zagreb

Radni nalog: 72160804

Proizvođač: FEAL d.o.o.
poduzeće za preradu aluminija
Široki Brijeg, BIH

Građevni proizvod: Aluminijska fasada 60-S+

Uzorak dostavio: Naručitelj ispitivanja

Datum zaprimanja uzorka: 2009-02-18

Mjesto ispitivanja: Institut građevinarstva Hrvatske d.d., IGH Institut, Laboratorij IGH, Laboratorij
za građevinsku fiziku, Janka Rakuše 1, HR-10000 Zagreb

Laboratorijska oznaka uzoraka: LGF 036/09

Ispitana svojstva: A dio: zvučna izolacija
B dio: zrakopropusnost
C dio: vodonepropusnost
D dio: otpornost na opterećenje vjetrom

Voditelji ispitivanja:

Voditelj Laboratorija za građevinsku fiziku :

za A dio ispitivanja: Maro Puljizević, dipl.ing.građ

dr. sc. Ivica Kušević, dipl. ing. fizike

za B, C i D dio ispitivanja: Zlatko Franolić

Laboratorij očekuje od naručitelja informaciju o izvještaju (rezultatima) na obrascu "PRIGOVOR-REKLAMACIJA-POHVALA" – www.igh.hr

Laboratorij za građevinsku fiziku akreditiran je od Hrvatske akreditacijske agencije (HAA) prema zahtjevima norme HRN EN ISO/IEC 17025 za ispitivanja toplinsko-izolacijskih proizvoda za primjenu u graditeljstvu, izabranih ispitivanja: građevnih materijala i proizvoda s obzirom na toplinu, vlagu i akustička svojstva, toplinskih značajki zgrada, svojstava prozora i vrata, boja i lakova, te građevnih materijala i elemenata u požaru, prema Prilogu potvrde o akreditaciji br. 1033/08.

Rezultati ispitivanja odnose se samo na ispitane uzorke. Djelomično umnožavanje ovog izvještaja nije dopušteno bez pismenog odobrenja Voditelja laboratorija.



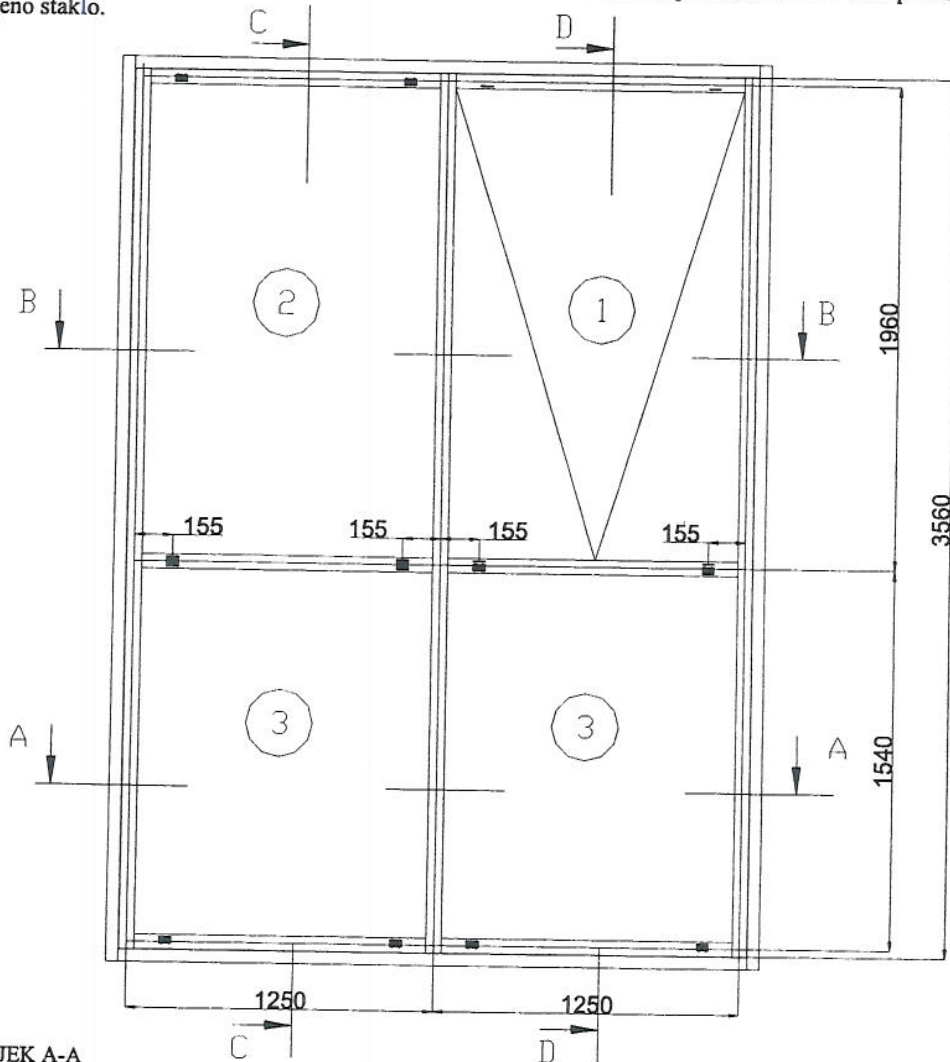
INSTITUT GRADEVINARSTVA HRVATSKE, d.d.
 IGH Institut
 Laboratorij IGH
 Laboratorij za građevinsku fiziku
 Janka Rakuše 1, 10000 Zagreb
 Tel. +385 1/61 25 111 (tajništvo), +385 1/61 25 904 (laboratorij)
 Fax. +385 1/61 25 100, e-mail: lgf@igh.hr



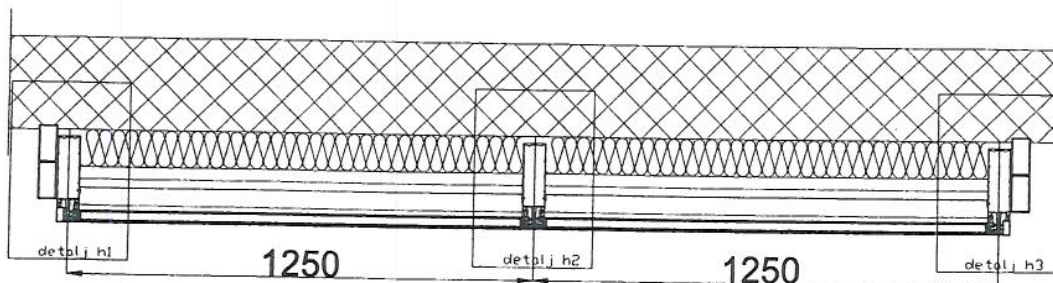
www.igh.hr

Izveštaj broj: I/2160-092/09

Opis ispitnih uzoraka: predmet ispitivanja je bila aluminijska fasada 60-S+ za RBA u Sarajevu. Ispitivanje zvučne izolacije je provedeno na elementu kao cjelini, sastavljenom od jednog fiksnog polja, jednog otvarajućeg polja i dva parapetna polja. Skice s opisom elemenata dane su u nastavku. Armirano betonski zid koji u naravi dolazi u parapetnom dijelu iza fasade, zamijenjen je za potrebe ispitivanja zidom od pune opeke debljine 25 cm ožbukanim s jedne strane (vanjske vidljive strane). Gornji fiksni i otvarajući dio ostakljen je IZO-staklom sastava: STOPREY VISION 8 mm 50T kaljeno staklo + 20 mm plin argon + 8 mm lamistal 44.2 stratophone. Parapetni je dio ostakljen IZO-staklom sastava: STOPREY VISION 8 mm 50T kaljeno staklo + 20 mm plin argon + 6 mm kaljeno staklo.



PRESJEK A-A



Rezultati ispitivanja odnose se samo na ispitane uzorke. Djelomično umnožavanje ovog izvještaja nije dopušteno bez pismenog odobrenja Voditelja laboratorija.



INSTITUT GRAĐEVINARSTVA HRVATSKE, d.d.
 IGH Institut
 Laboratorij IGH
 Laboratorij za građevinsku fiziku
 Janka Rakuše 1, 10000 Zagreb
 Tel. +385 1/61 25 111 (tajništvo), +385 1/61 25 904 (laboratorij)
 Fax. +385 1/61 25 100, e-mail: lgf@igh.hr



www.igh.hr

Izveštaj broj: I/2160-092/09

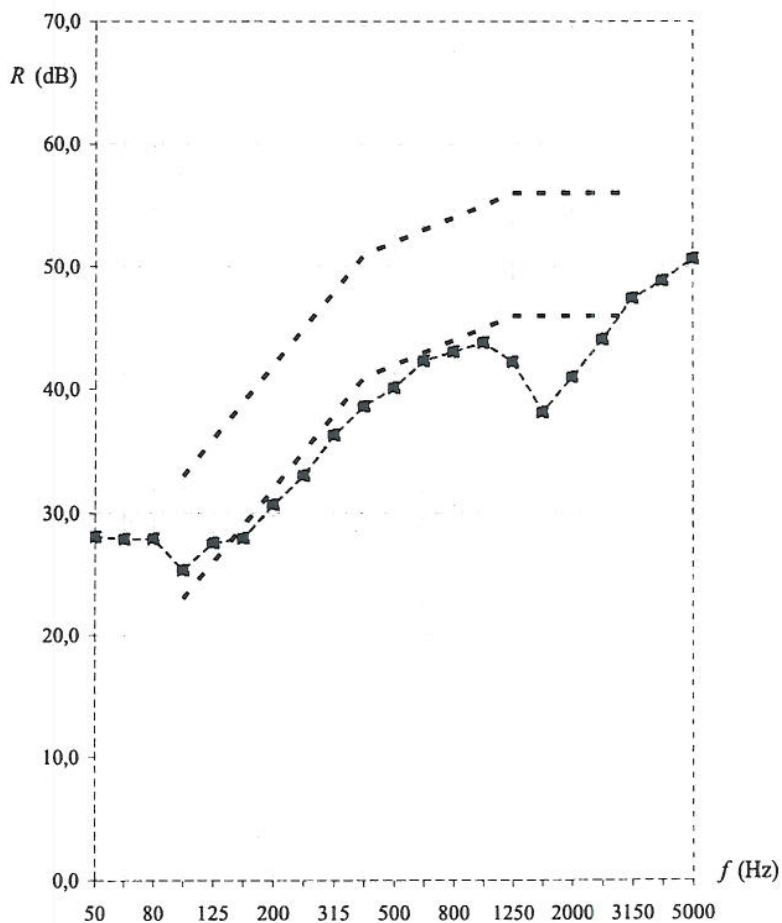
A DIO: ZVUČNA IZOLACIJA

Zadatak: Ispitati zvučnu izolaciju aluminijske fasade 60-S+ s parapetnim zidom

Ispitano prema normi: HRN EN ISO 140-3:1998; HRN EN ISO 717-1:1998

Datum ispitivanja: 2009-03-03

Frekvencija <i>f</i> (Hz)	Terca <i>R</i> (dB)
50	28,1
63	27,9
80	27,9
100	25,3
125	27,6
160	27,9
200	30,7
250	33,0
315	36,3
400	38,6
500	40,2
630	42,4
800	43,1
1000	43,8
1250	42,2
1600	38,2
2000	41,0
2500	44,1
3150	47,4
4000	48,9
5000	50,7



ZAKLJUČAK

Ispitana aluminijska fasada 60-S+ (sastav s crtežima dan je u opisu uzorka) proizvođača FEAL d.o.o., Široki Brijeg, BIH, prema HRN EN ISO 717-1:1998 ima indeks zvučne izolacije:

$$R_w (C; C_n; C_{50-5000}; C_{n,50-5000}) = 42 (-2; -5; -1; -5) \text{ dB.}$$

Rezultati ispitivanja odnose se samo na ispitane uzorke. Djelomično umnožavanje ovog izvještaja nije dopušteno bez pismenog odobrenja Voditelja laboratorija.



INSTITUT GRAĐEVINARSTVA HRVATSKE, d.d.
IGH Institut
Laboratorij IGH
Laboratorij za građevinsku fiziku
Janka Rakuše 1, 10000 Zagreb
Tel. +385 1/61 25 111 (tajništvo), +385 1/61 25 904 (laboratorij)
Fax. +385 1/61 25 100, e-mail: igf@igh.hr



www.igh.hr

Izveštaj broj: I/2160-092/09

B DIO: ZRAKOPROPUSNOST

Zadatak: Ispitati svojstvo zrakopropusnosti otvarajućeg dijela ispitnog uzorka LGF 036/09

Ispitano prema normi: HRN EN 1026:2001

Datum ispitivanja: 2009-03-04

Temperatura, relativna vlažnost zraka i atmosferski tlak tijekom ispitivanja: 24,7 °C, 35,2 % i 994 hPa.
Uzorak je ispitan s pozitivnim i negativnim opterećenjem na tlak.

Mjerna i ispitna oprema:

- uređaj za ispitivanje prozora proizvođača HOLTEN, tip "Type VAEPC", oznaka mjerila 1674,
- termohigrometar, ROTRONIC, tip Hygroclip S, oznaka mjerila 1679,
- metalni metar.

Ploština ispitnog uzorka: $A = 2,26 \text{ m}^2$, duljina sljubnica ispitnog uzorka: $l = 5,74 \text{ m}$.

Tablica i dijagrami izmjerenih protoka zraka po jedinici duljine sljubnica uzorka i po jedinici ploštine uzorka, kao funkcija razlike tlakova Δp , za pozitivno opterećenje na tlak:

ZAKLJUČAK

Vrednovanje zrakopropusnosti prema HRN EN 12207:2001

S obzirom na zrakopropusnost, ispitani otvarajući dio aluminijske fasade 60-S+ za RBA u Sarajevu, izrađen od aluminijskih profila s prekinutim toplinskim mostom, ostakljen IZO-staklom sastava: STOPREY VISION 8 mm 50T kaljeno staklo + 20 mm plin argon + 8 mm lamistal 44.2 stratophone, proizvođača FEAL d.o.o. iz Širokog Brijega, BIH (laboratorijske oznake uzorka LGF 036/09), može se prema HRN EN 12207:2001 svrstati u razred 4.



INSTITUT GRAĐEVINARSTVA HRVATSKE, d.d.
 IGH Institut
 Laboratorij IGH
 Laboratorij za građevinsku fiziku
 Janka Rakuše 1, 10000 Zagreb
 Tel. +385 1/61 25 111 (tajništvo), +385 1/61 25 904 (laboratorij)
 Fax. +385 1/61 25 100, e-mail: lgf@igh.hr



www.igh.hr

Izveštaj broj: I/2160-092/09

C DIO: VODONEPROPUSNOST

Zadatak: Ispitati svojstvo vodonepropusnosti otvarajućeg dijela ispitnog uzorka LGF 036/09

Ispitano prema normi: HRN EN 1027:2001, Metoda 1A

Datum ispitivanja: 2009-03-04

Temperatura, relativna vlažnost zraka i atmosferski tlak tijekom ispitivanja: 24,7 °C, 35,2 % i 994 hPa.

Mjerna i ispitna oprema:

- uređaj za ispitivanje prozora proizvođača HOLTEN, tip "Type VAEPC", oznaka mjerila 1674,
- termohigrometar, ROTRONIC, tip Hygroclip S, oznaka mjerila 1679,
- metalni metar.

Rezultati ispitivanja vodonepropusnosti prikazani su tablicom, oznaka „-“ znači da nije došlo do propuštanja vode, a oznaka „∇“ znači da je došlo do propuštanja vode:

tlak Δp (Pa)	vrijeme τ (min)	ispitni rezultat	razred (prema HRN EN 12208:2001)
0	15	-	1 A
50	5	-	2 A
100	5	-	3 A
150	5	-	4 A
200	5	-	5 A
250	5	-	6 A
300	5	-	7 A
450	5	-	8 A
600	5	-	9 A

ZAKLJUČAK

Vrednovanje vodonepropusnosti prema HRN EN 12208:2001

Tijekom ispitivanja u skladu s HRN EN 1027:2001, u rasponu natisnog tlaka od 0 Pa do 600 Pa, ispitani uzorak LGF 036/09 nije propustio vodu.

S obzirom na vodonepropusnost, otvarajući dio aluminijske fasade 60-S+ za RBA u Sarajevu, izrađen od aluminijskih profila s prekinutim toplinskim mostom, ostakljen IZO-staklom sastava: STOPREY VISION 8 mm 50T kaljeno staklo + 20 mm plin argon + 8 mm lamistal 44.2 stratophone, proizvođača FEAL d.o.o. iz Širokog Brijega, BIH (laboratorijske oznake uzorka LGF 036/09), može se prema HRN EN 12208:2001 svrstati u razred 9A.

Rezultati ispitivanja odnose se samo na ispitane uzorke. Djelomično umnožavanje ovog izvještaja nije dopušteno bez pismenog odobrenja Voditelja laboratorija.



INSTITUT GRAĐEVINARSTVA HRVATSKE, d.d.
IGH Institut
Laboratorij IGH
Laboratorij za građevinsku fiziku
Janka Rakuše 1, 10000 Zagreb
Tel. +385 1/61 25 111 (tajništvo), +385 1/61 25 904 (laboratorij)
Fax. +385 1/61 25 100, e-mail: lgf@igh.hr



www.igh.hr

Izveštaj broj: I/2160-092/09

D DIO: OTPORNOST NA OPTEREĆENJE VJETROM (metoda ispitivanja akreditirana od strane HAA)

Zadatak: Ispitati svojstvo otpornosti na opterećenje vjetrom otvarajućeg dijela ispitnog uzorka LGF 036/09

Ispitano prema normi: HRN EN 12211:2002

Datum ispitivanja: 2009-03-04

Temperatura, relativna vlažnost zraka i atmosferski tlak tijekom ispitivanja: 24,7 °C, 35,2 % i 994 hPa.

Mjerna i ispitna oprema:

- uređaj za ispitivanje prozora proizvođača HOLTEN, tip "Type VAEPC", oznaka mjerila 1674,
- termohigrometar, ROTRONIC, tip Hygroclip S, oznaka mjerila 1679,
- metalni metar.

ZAKLJUČAK

Vrednovanje čeonog savijanja prema HRN EN 12210:2001

S obzirom na relativno čeonu savijanje, ispitani otvarajući dio aluminijske fasade 60-S+ izrađen od aluminijskih profila s prekinutim toplinskim mostom, ostakljen IZO-staklom sastava: STOPREY VISION 8 mm 50T kaljeno staklo + 20 mm plin argon + 8 mm lamistal 44.2 stratophone, proizvođača FEAL d.o.o. iz Širokog Brijega, BIH (laboratorijske oznake uzorka LGF 036/09), može se prema HRN EN 12210:2001 svrstati u razred C ($F_{rp} < 1/300$), budući da je maksimalno relativno čeonu savijanje iznosilo 1/1629.

REZULTATI ISPITIVANJA OTPORNOSTI PROMJENJIVIM TLAKOM P2

Ispitivanje je provedeno s 50 impulsa promjenjivog tlaka P2 od ± 600 Pa, koji iznosi polovicu maksimalnog tlaka P1.

Nakon provedenog opterećenja na uzorku LGF 036/09 nije bilo vidljivih oštećenja niti promjena u funkcionalnosti prozora.

REZULTATI SIGURNOSNOG ISPITIVANJA

Ispitivanje sigurnosti je provedeno s jednim impulsom od -1800 Pa i s jednim impulsom od $+1800$ Pa.

Nakon provedenog opterećenja na uzorku LGF 036/09 nije bilo vidljivih napuknuća na bilo kojem dijelu uzorka (staklo, okvir i okovi), niti je došlo do otvaranja prozora.

ZAKLJUČAK

Vrednovanje otpornosti na opterećenje vjetrom prema HRN EN 12210:2001

S obzirom na ispitivanje otpornosti na opterećenje vjetrom i ponovljeno ispitivanje zrakopropusnosti nakon ispitivanja otpornosti na opterećenje vjetrom, koje pokazuje da nije došlo do povećanja vrijednosti zrakopropusnosti od 20 % u odnosu na prvo ispitivanje zrakopropusnosti, ispitani otvarajući dio aluminijske fasade 60-S+ izrađen od aluminijskih profila s prekinutim toplinskim mostom, ostakljen IZO-staklom sastava: STOPREY VISION 8 mm 50T kaljeno staklo + 20 mm plin argon + 8 mm lamistal 44.2 stratophone, proizvođača FEAL d.o.o. iz Širokog Brijega, BIH (laboratorijske oznake uzorka LGF 036/09), može se prema HRN EN 12210:2001 svrstati u razred C3.

TEHNICKE PREDPOSTAVKE ANALIZE

U ovoj analizi su uzete u obzir sljedeće tehnicke pretpostavke mjerodavne za proračun:

- Statički model nosača: Nosač oslonjen u 2 i 3 krajnje točke sidrenja
- Uvjeti eksploatacije s obzirom na vjetar: $V=50-180\text{km/h}$
- Maximalni vodoravni raster fasade: $L=60-210\text{cm}$
- Dozvoljeni progib nosača: $f_{pr} \leq H/300(\text{cm})$
- Specifično opterećenje fasade vjetrom: $q(\text{kg/cm}^2)$
- Jedinično opterećenje nosača: $Q=q \times L(\text{kg/cm})$

Temeljna analiza je obuhvatila statičku analizu fasadnih profila u uvjetima vjetrovnih udara za I, II, III VJETROVNU ZONU PODRUČJA ZEMALJA BOSNE I HERCEGOVINE, HRVATSKE, SLOVENIJE SRBIJE, CRNE GORE i MAKEDONIJE prema Tehničkim normativima metalnih konstrukcija 41/64.

Visina površine nad terenom koja je izložena dejstvu vjetra	Stupanj zaštite fasadnog objekta	DJELOVANJE VJETRA ZA ZEMLJOPISNE ZONE					
		I	I	II	II	III	III
		Kg/m ²	Km/h	Kg/m ²	Km/h	Kg/m ²	Km/h
Do 10 m	Zaštićen	30	79	40	91	55	107
	Poluzaštićen	40	91	55	107	60	112
	Izložen	45	97	70	120	110	151
Od 10 m do 30 m	Poluzaštićen	50	102	75	125	110	151
	Izložen	60	112	90	137	130	164
Od 30 m do 60 m	Izložen	70	120	105	148	150	176
Od 60 m do 100 m	Izložen	80	129	120	158	170	188

REZULTATI ANALIZE

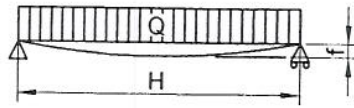
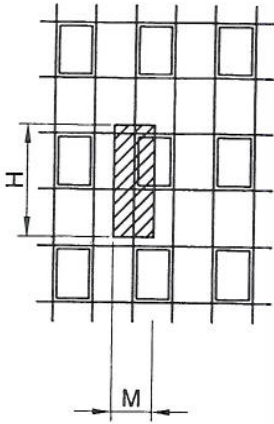
Rezultati statičke analize dobiveni su uporabom računalnih programa za analizu:

- CADS Analyse 3D, UK
- Excel, Microsoft, USA

U samoj analizi varirani su kao ulazni parametri opterećenja usljed djelovanja vjetra u rasponu $V=50-180\text{ km/h}$ i vodoravni raster fasade u rasponu $L=60-160\text{cm}$, a kao odziv - rezultat analize je dobiven maksimalni međukatni raster ili raster sidrenja longitudinalnih okomitih nosača.

Sami rezultati analize za sve moguće varijante dati su tabelarno i u formi grafičkih 2D dijagrama te se isti mogu koristiti u preliminarnom određivanju rastera sidrenja i odabiru nosača.

Split, ozujak, 2002.



$$f_{adm} = H/300$$

$J_x =$

$$J_x = \frac{5}{384} \times \frac{Q \times H^3}{E \times f}$$

$J_x =$ [cm⁴]

$Q =$ [Kg]

$q =$ vjetar [Kg/m²]

$$Q = q M H = [Kg]$$

$E =$ MODUL ELASTIČNOSTI [Kg/m²]


$F =$ progib [cm]

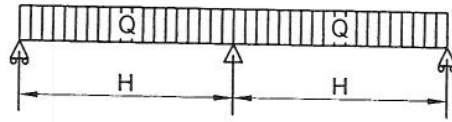
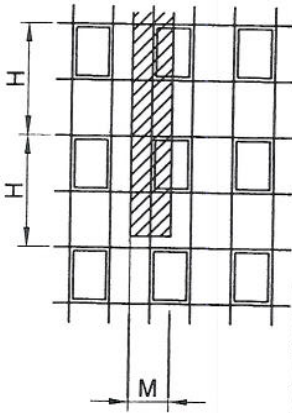
$M = 115$ cm

$H = 320$ cm

$q = 100$ Kg/m²

$J_x = 210$ cm⁴





$$f_{adm} = H/300$$

J_x (cm⁴)

$$J_x = 0,00542 \times \frac{Q \times H^3}{E \times f}$$

$J_x =$ [cm⁴]

$Q =$ [Kg]

$q =$ vjetar [Kg/m²]

$$Q = q M H = [Kg]$$

$E =$ [Kg/m²]


$f =$ [cm]

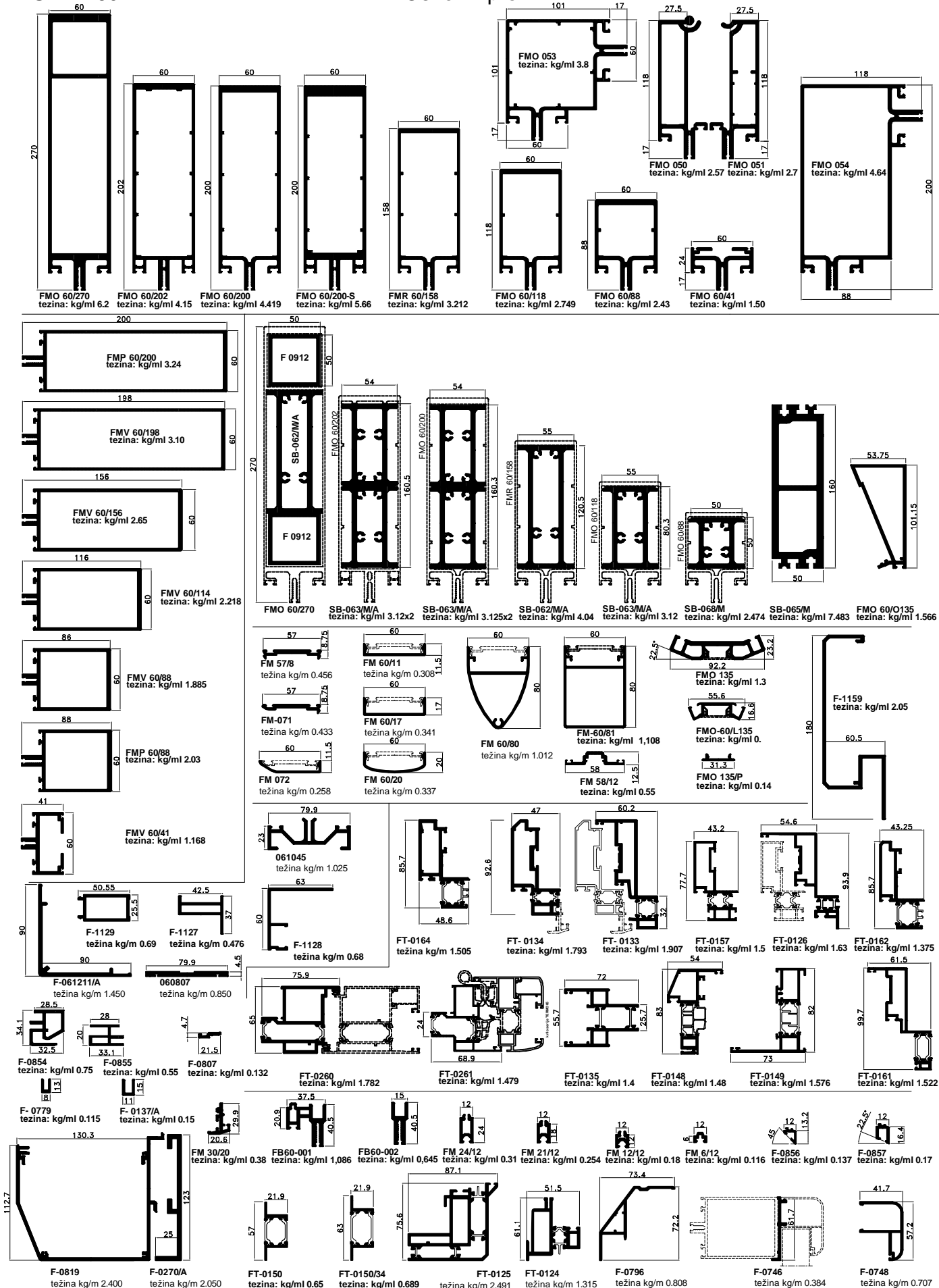
$M = 115$ cm

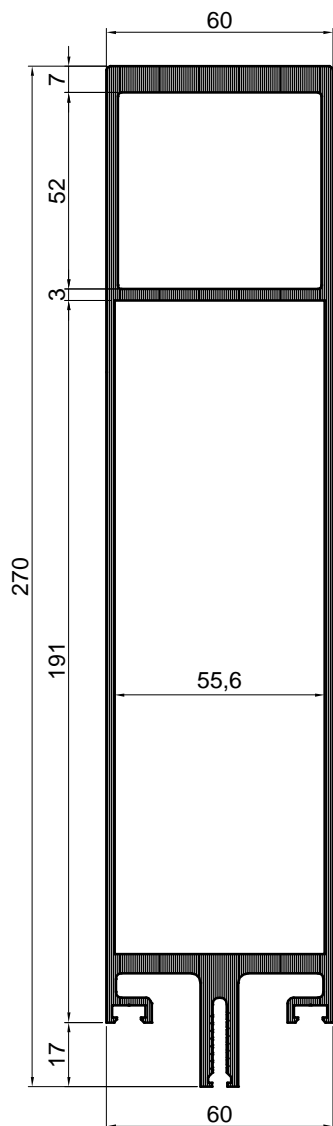
$H = 320$ cm

$q = 100$ Kg/m²

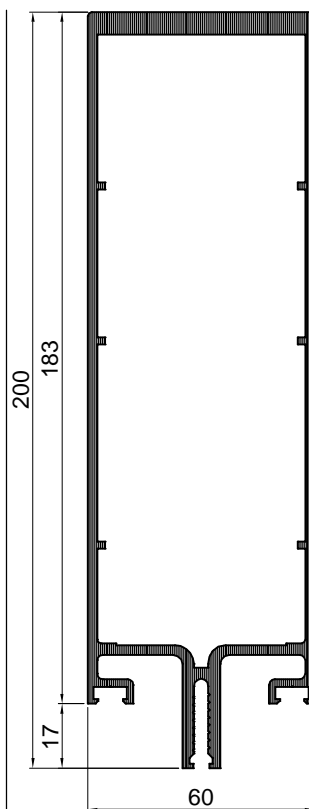
$J_x = 87.5$ cm⁴



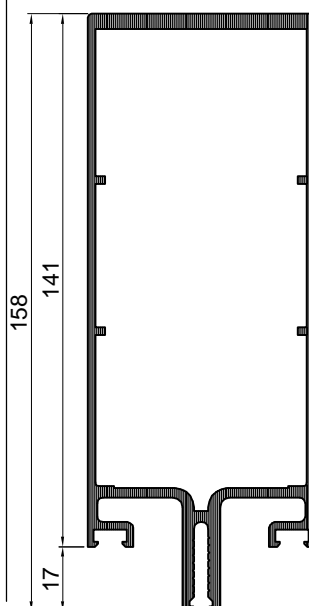




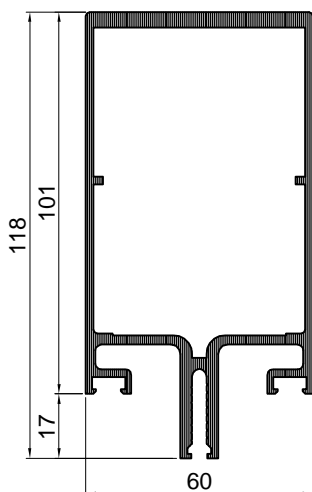
Okomica		
Art.-Br.	FMO 60/270	
Težina	kg/m'	6.20
Opseg	mm	821.03
Moment inercije	I _x (cm ⁴)	2091.34
	I _y (cm ⁴)	123.88
	W _x (cm ³)	144.62
	W _y (cm ³)	41.29
Dužina isporuke	mm	sd



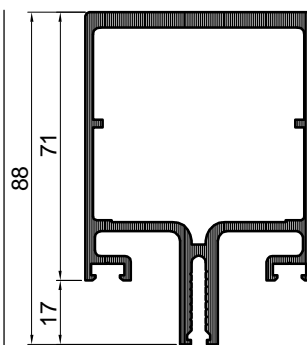
Okomica		
Art.-Br.	FMO 60/200	
Težina	kg/m'	4.419
Opseg	mm	681.00
Moment inercije	I _x (cm ⁴)	795.28
	I _y (cm ⁴)	91.95
	W _x (cm ³)	74.42
	W _y (cm ³)	30.65
Dužina isporuke	mm	sd




Okomica		
Art.-Br.	FMR 60/158	
Težina	kg/m'	3.212
Opseg	mm	597.00
Moment inercije	I _x (cm ⁴)	358.43
	I _y (cm ⁴)	62.22
	W _x (cm ³)	45.12
	W _y (cm ³)	20.74
Dužina isporuke	mm	sd



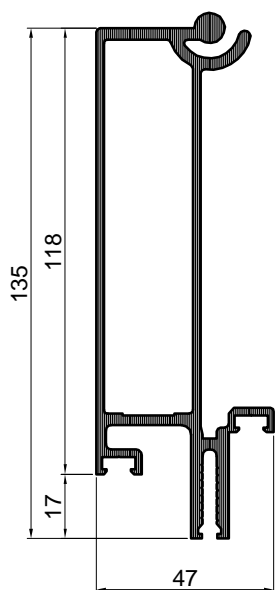
Okomica		
Art.-Br.	FMO 60/118	
Težina	kg/m'	2.749
Opseg	mm	515.00
Moment inercije	I _x (cm ⁴)	164.97
	I _y (cm ⁴)	48.03
	W _x (cm ³)	26.97
	W _y (cm ³)	16.01
Dužina isporuke	mm	sd



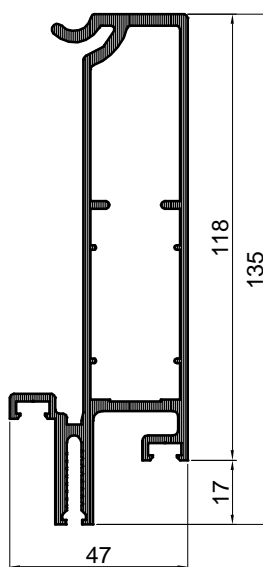
Okomica		
Art.-Br.	FMO 60/88	
Težina	kg/m'	2.43
Opseg	mm	455.00
Moment inercije	I _x (cm ⁴)	74.02
	I _y (cm ⁴)	38.07
	W _x (cm ³)	15.41
	W _y (cm ³)	20.74
Dužina isporuke	mm	sd



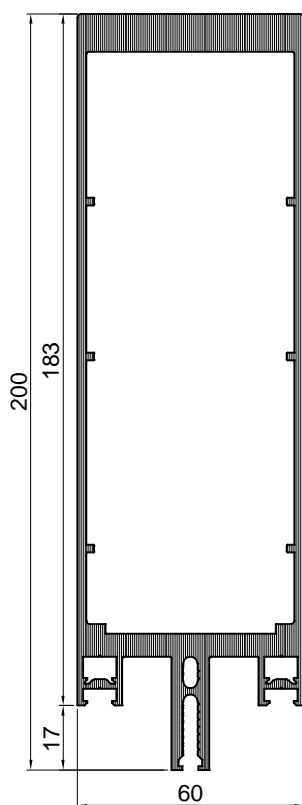
Okomica		
Art.-Br.	FMO 60/41	
Težina	kg/m'	1.501
Opseg	mm	473.00
Moment inercije	I _x (cm ⁴)	5.75
	I _y (cm ⁴)	18.63
	W _x (cm ³)	2.24
	W _y (cm ³)	6.21
Dužina isporuke	mm	sd



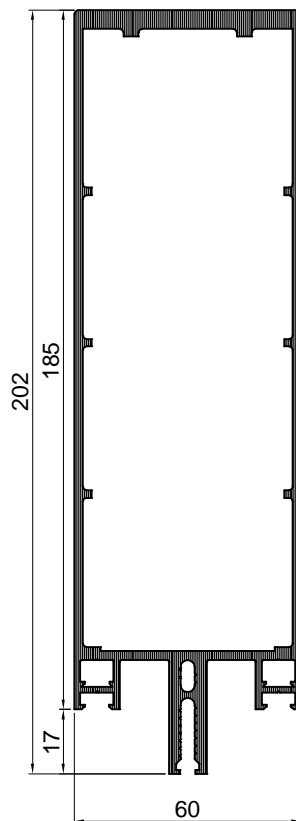
Okomica		
Art.-Br.	FMO 050	
Težina	kg/m'	2.570
Opseg	mm	552.00
Moment inercije	I_x (cm ⁴)	200.47
	I_y (cm ⁴)	16.72
	W_x (cm ³)	28.83
	W_y (cm ³)	6.11
Dužina isporuke	mm	sd



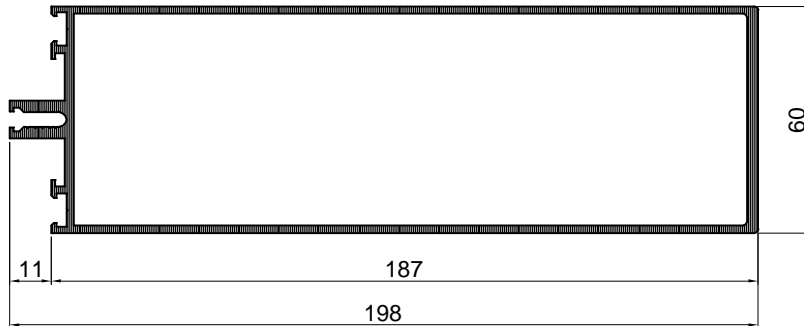
Okomica		
Art.-Br.	FMO 051	
Težina	kg/m'	2.70
Opseg	mm	526.00
Moment inercije	I_x (cm ⁴)	177.48
	I_y (cm ⁴)	15.59
	W_x (cm ³)	22.47
	W_y (cm ³)	2.73
Dužina isporuke	mm	sd



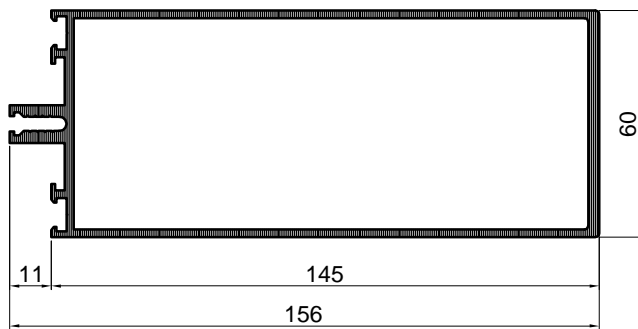
Okomica		
Art.-Br.	FMO 60/200-S	
Težina	kg/m'	5.66
Opseg	mm	641.02
Moment inercije	I _x (cm ⁴)	1081.13
	I _y (cm ⁴)	103.52
	W _x (cm ³)	100.62
	W _y (cm ³)	34.51
Dužina isporuke	mm	sd



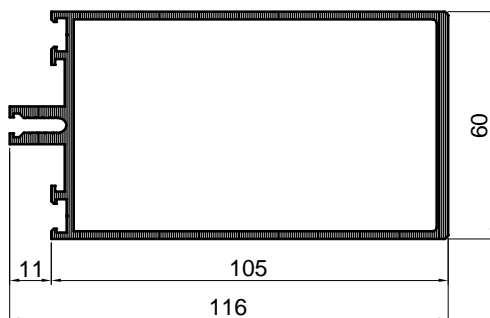
Okomica		
Art.-Br.	FMO 60/202	
Težina	kg/m'	4.15
Opseg	mm	645.01
Moment inercije	I _x (cm ⁴)	773.83
	I _y (cm ⁴)	84.46
	W _x (cm ³)	74.27
	W _y (cm ³)	28.15
Dužina isporuke	mm	sd



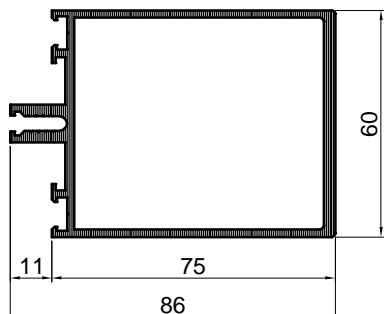
Vodoravnica		
Art.-Br.	FMV 60/198	
Težina	kg/m'	3.10
Opseg	mm	592.75
Moment inercije	I _x (cm ⁴)	554.65
	I _y (cm ⁴)	71.21
	W _x (cm ³)	58.86
	W _y (cm ³)	23.74
Dužina isporuke	mm	sd



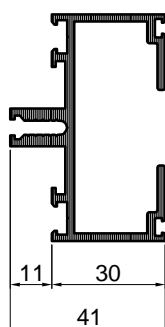
Vodoravnica		
Art.-Br.	FMV 60/156	
Težina	kg/m'	2.65
Opseg	mm	508.70
Moment inercije	I _x (cm ⁴)	302.31
	I _y (cm ⁴)	57.07
	W _x (cm ³)	38.39
	W _y (cm ³)	19.02
Dužina isporuke	mm	sd



Vodoravnica		
Art.-Br.	FMV 60/114	
Težina	kg/m'	2.218
Opseg	mm	428.67
Moment inercije	I _x (cm ⁴)	141.94
	I _y (cm ⁴)	43.61
	W _x (cm ³)	23.87
	W _y (cm ³)	14.54
Dužina isporuke	mm	sd



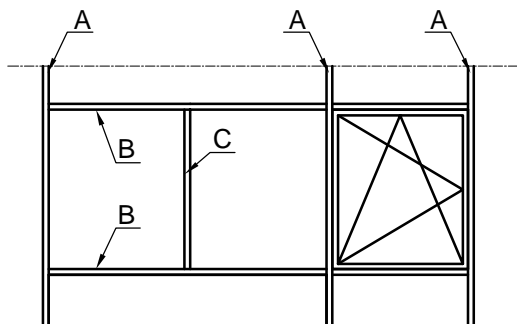
Vodoravnica		
Art.-Br.	FMV 60/88	
Težina	kg/m'	1.885
Opseg	mm	367.00
Moment inercije	I _x (cm ⁴)	65.76
	I _y (cm ⁴)	33.51
	W _x (cm ³)	14.57
	W _y (cm ³)	11.17
Dužina isporuke	mm	sd



Vodoravnica		
Art.-Br.	FMV 60/41	
Težina	kg/m'	1.168
Opseg	mm	414.50
Moment inercije	I _x (cm ⁴)	5.99
	I _y (cm ⁴)	17.11
	W _x (cm ³)	2.83
	W _y (cm ³)	5.70
Dužina isporuke	mm	sd

TREĆI NIVO

Varijanta sa pomoćnom vodoravnicom FMP 60/200



A: Okomica

B: Pomoćna vodoravnica

C: Vodoravnica

-FMO 60/202

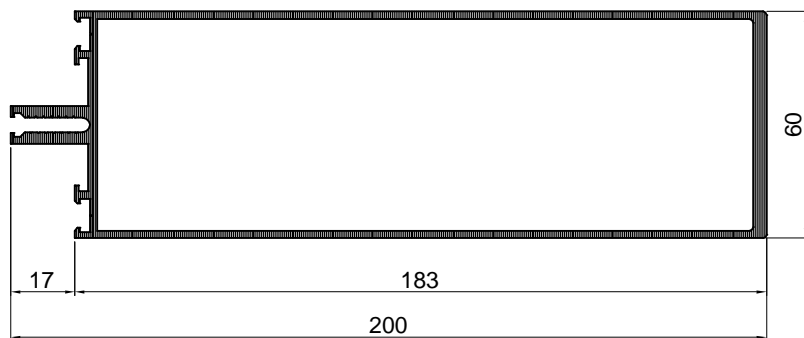
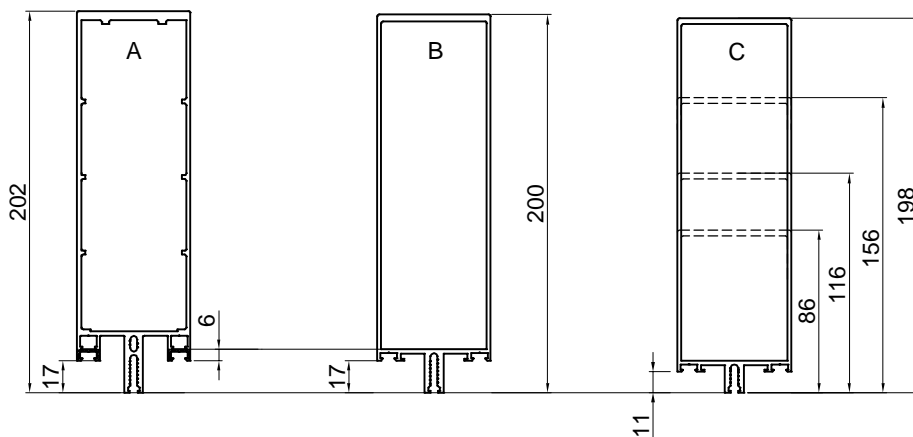
-FMP 60/200

-FMV 60/198

-FMV 60/156

-FMV 60/114

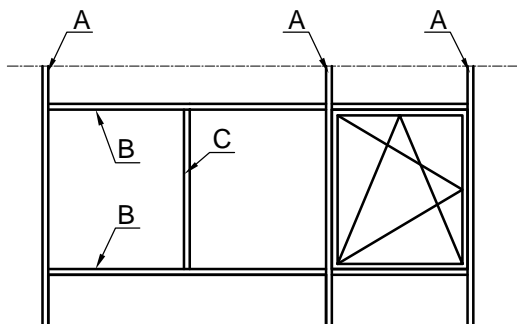
-FMV 60/88



Pomoćna vodoravnica		
Art.-Br.	FMP 60/200	
Težina	kg/m'	3.24
Opseg	mm	609.75
Moment inercije	I_x (cm ⁴)	587.21
	I_y (cm ⁴)	70.64
	W_x (cm ³)	57.31
	W_y (cm ³)	23.55
Dužina isporuke	mm	sd

TREĆI NIVO

Varijanta sa pomoćnom vodoravnicom FMP 60/88



A: Okomica

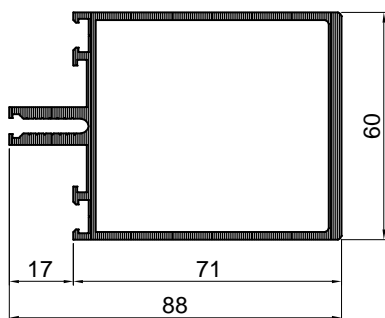
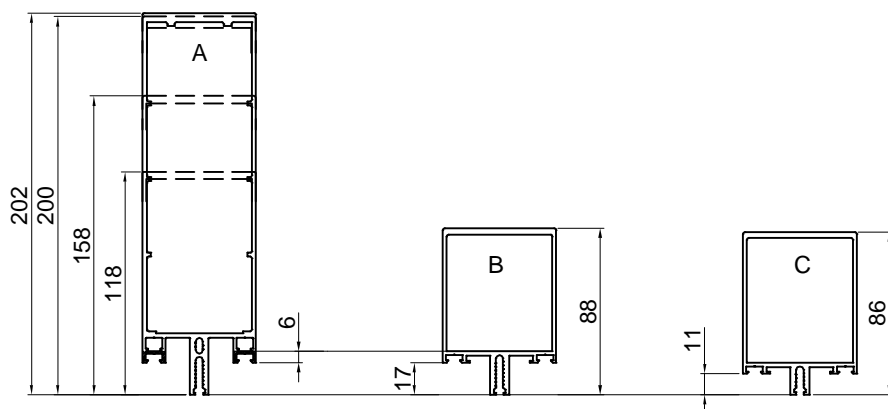
B: Pomoćna vodoravnica

C: Vodoravnica

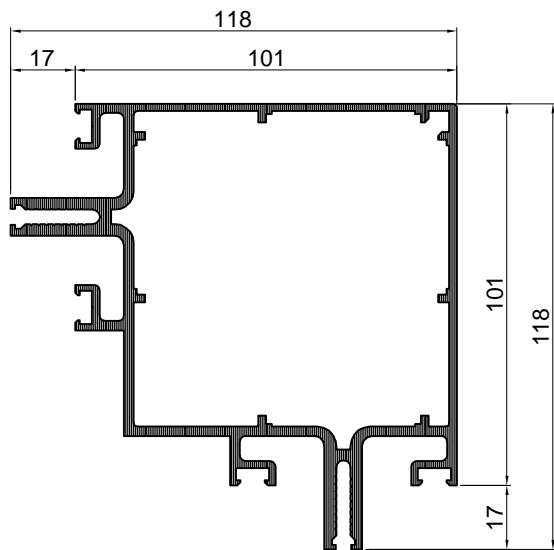
-FMO 60/202
-FMO 60/200
-FMR 60/158
-FMO 60/118

-FMP 60/88

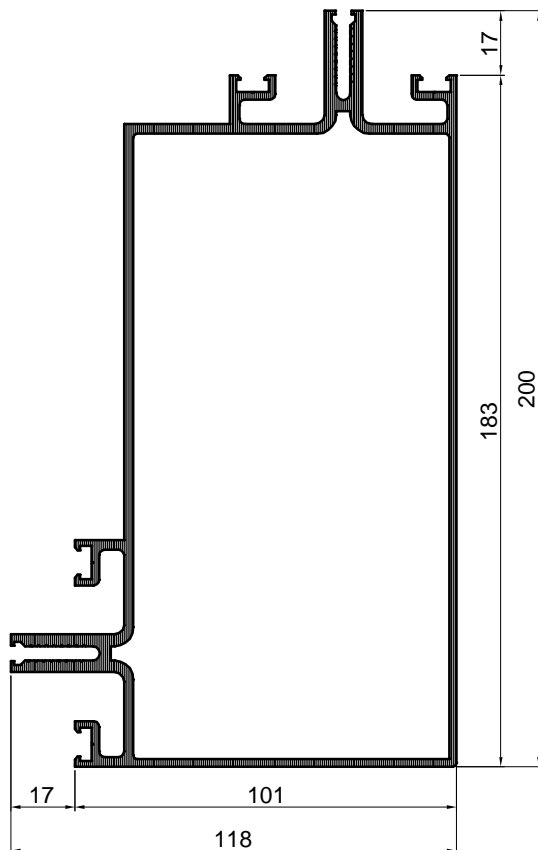
-FMV 60/88



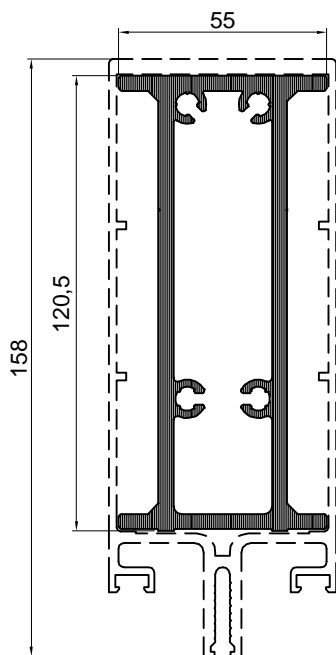
Pomoćna vodoravnica		
Art.-Br.	FMP 60/88	
Težina	kg/m'	2.03
Opseg	mm	385.75
Moment inercije	I _x (cm ⁴)	69.04
	I _y (cm ⁴)	32.95
	W _x (cm ³)	14.27
	W _y (cm ³)	10.98
Dužina isporuke	mm	sd



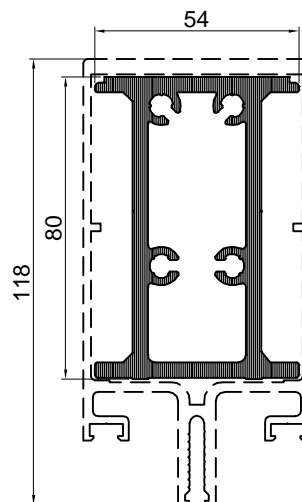
Ćošak		
Art.-Br.	FMO-053	
Težina	kg/m'	3.80
Opseg	mm	795.50
Moment inercije	I _x (cm ⁴)	194.48
	I _y (cm ⁴)	194.48
	W _x (cm ³)	30.24
	W _y (cm ³)	30.24
Dužina isporuke	mm	sd



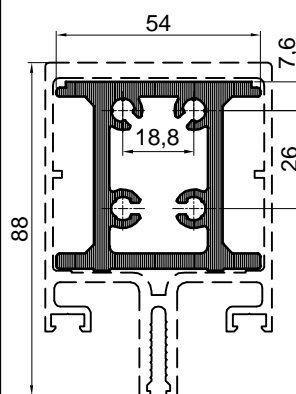
Ćošak		
Art.-Br.	FMO-054	
Težina	kg/m'	4.64
Opseg	mm	959.35
Moment inercije	I _x (cm ⁴)	804.38
	I _y (cm ⁴)	254.60
	W _x (cm ³)	75.98
	W _y (cm ³)	39.24
Dužina isporuke	mm	sd



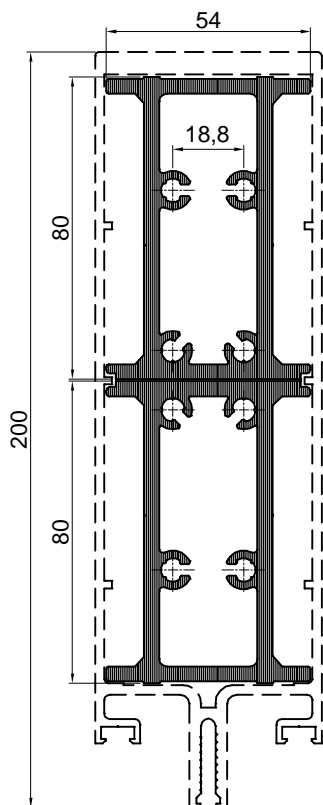
Ojačanje		
Art.-Br.	SB-062/M/A	
Težina	kg/m'	4.04
Opseg	mm	384.51
Moment inercije	I _x (cm ⁴)	270.23
	I _y (cm ⁴)	33.23
	W _x (cm ³)	44.27
	W _y (cm ³)	12.08
Dužina isporuke	mm	6500



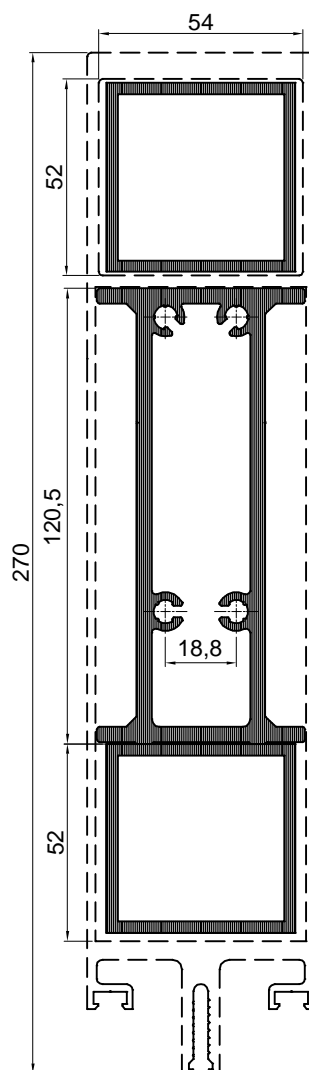
Ojačanje		
Art.-Br.	SB-063/M/A	
Težina	kg/m'	3.12
Opseg	mm	300.00
Moment inercije	I _x (cm ⁴)	94.407
	I _y (cm ⁴)	24.70
	W _x (cm ³)	23.139
	W _y (cm ³)	9.148
Dužina isporuke	mm	6500



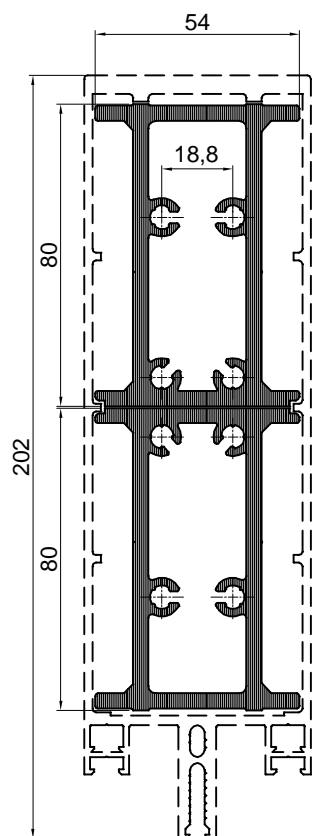
Ojačanje		
Art.-Br.	SB-068/M	
Težina	kg/m'	2.474
Opseg	mm	239.537
Moment inercije	I _x (cm ⁴)	30.060
	I _y (cm ⁴)	19.270
	W _x (cm ³)	11.900
	W _y (cm ³)	7.134
Dužina isporuke	mm	6500



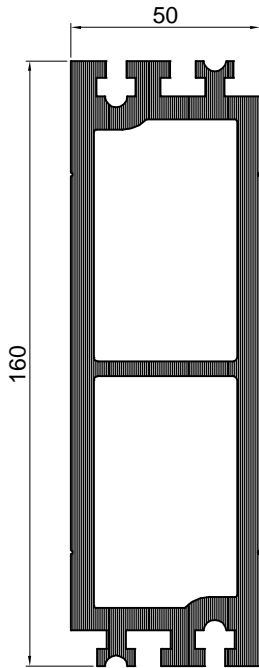
Ojačanje		
Art.-Br.	SB-063/M/A (2X)	
Težina	kg/m'	3.12x2
Opseg	mm	-
Moment inercije	I _x (cm ⁴)	188.814
	I _y (cm ⁴)	24.70
	W _x (cm ³)	-
	W _y (cm ³)	-
Dužina isporuke	mm	6500



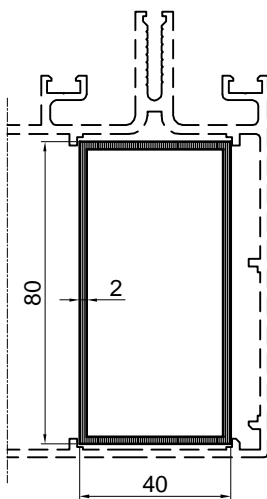
Ojačanje		
Art.-Br.	F-0912 (2X) SB-062/M	
Težina	kg/m'	6.20
Opseg	mm	-
Moment inercije	I _x (cm ⁴)	278.45
	I _y (cm ⁴)	61.51
	W _x (cm ³)	-
	W _y (cm ³)	-
Dužina isporuke	mm	6500



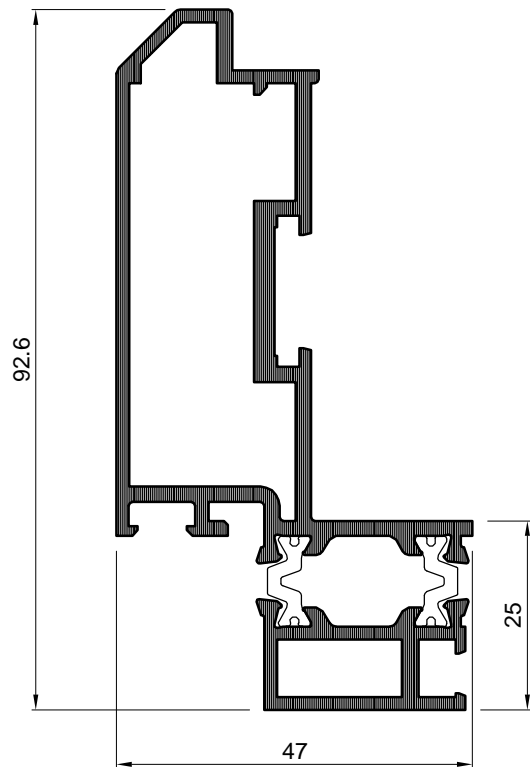
Ojačanje		
Art.-Br.	SB-063/M/A (2X)	
Težina	kg/m'	3.12x2
Opseg	mm	-
Moment inercije	I _x (cm ⁴)	188.814
	I _y (cm ⁴)	24.70
	W _x (cm ³)	-
	W _y (cm ³)	-
Dužina isporuke	mm	6500



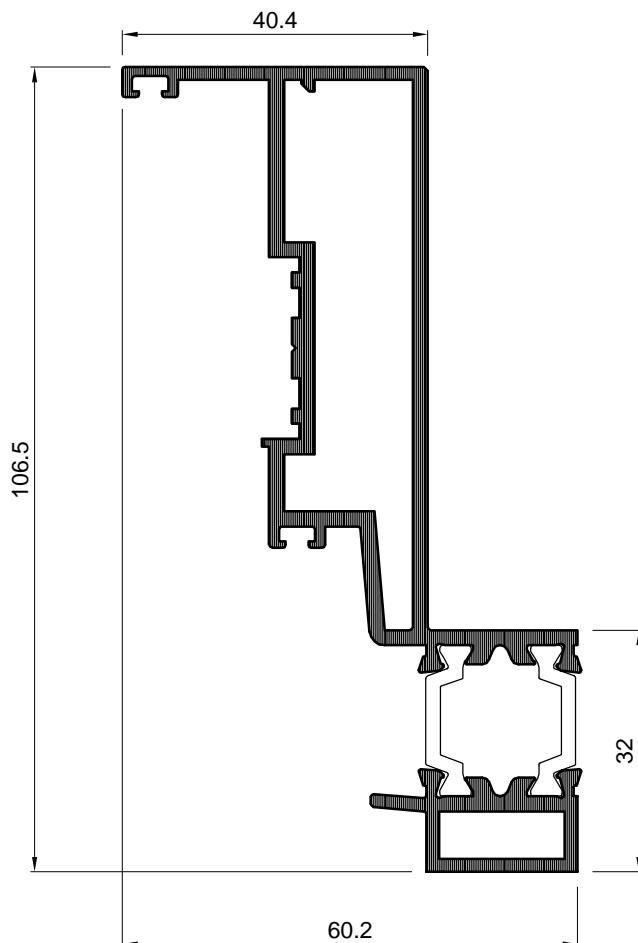
Spojnica okomica		
Art.-Br.	SB-065/M	
Težina	kg/m'	7.484
Opseg	mm	559.54
Moment inercije	I _x (cm ⁴)	750.29
	I _y (cm ⁴)	99.63
	W _x (cm ³)	93.78
	W _y (cm ³)	39.85
Dužina isporuke	mm	6500



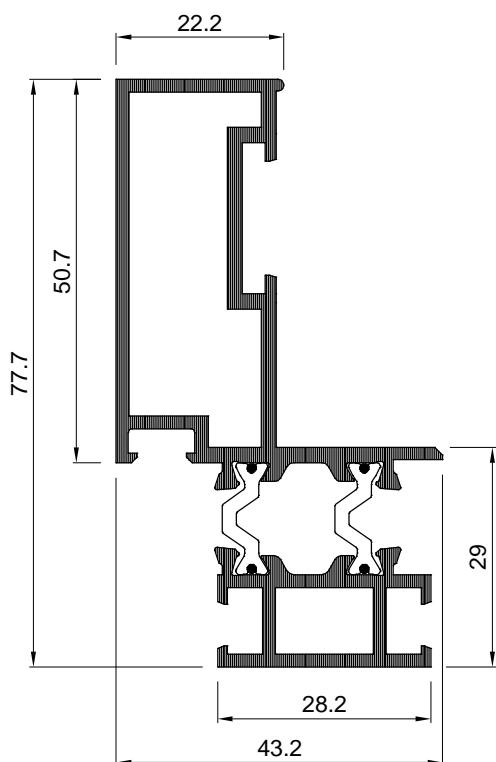
Ojačanje		
Art.-Br.	F-0176	
Težina	kg/m'	1.25
Opseg	mm	240.00
Moment inercije	I _x (cm ⁴)	38.97
	I _y (cm ⁴)	13.12
	W _x (cm ³)	9.74
	W _y (cm ³)	6.56
Dužina isporuke	mm	6500



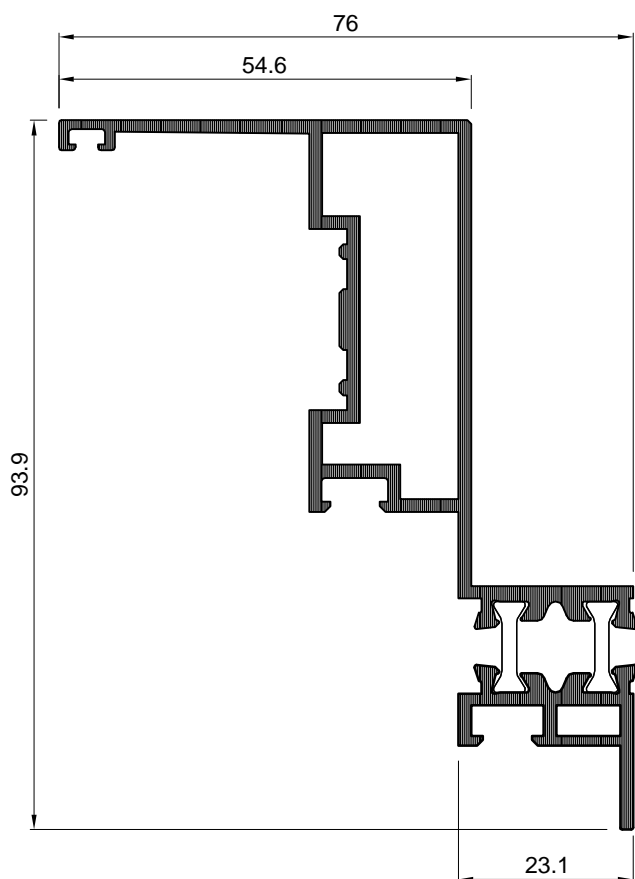
Ram ventusa		
Art.-Br.	FT-0134	
Težina	kg/m'	1.793
Opseg	mm	342.00
Moment inercije	I _x (cm ⁴)	47.57
	I _y (cm ⁴)	9.85
	W _x (cm ³)	9.02
	W _y (cm ³)	4.05
Dužina isporuke	mm	6500



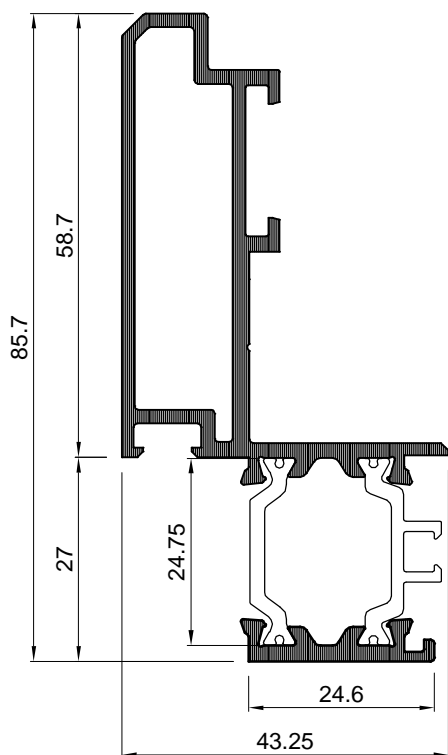
Krilo ventusa		
Art.-Br.	FT-0133	
Težina	kg/m'	1.907
Opseg	mm	388.00
Moment inercije	I _x (cm ⁴)	75.31
	I _y (cm ⁴)	10.29
	W _x (cm ³)	14.01
	W _y (cm ³)	3.19
Dužina isporuke	mm	6500



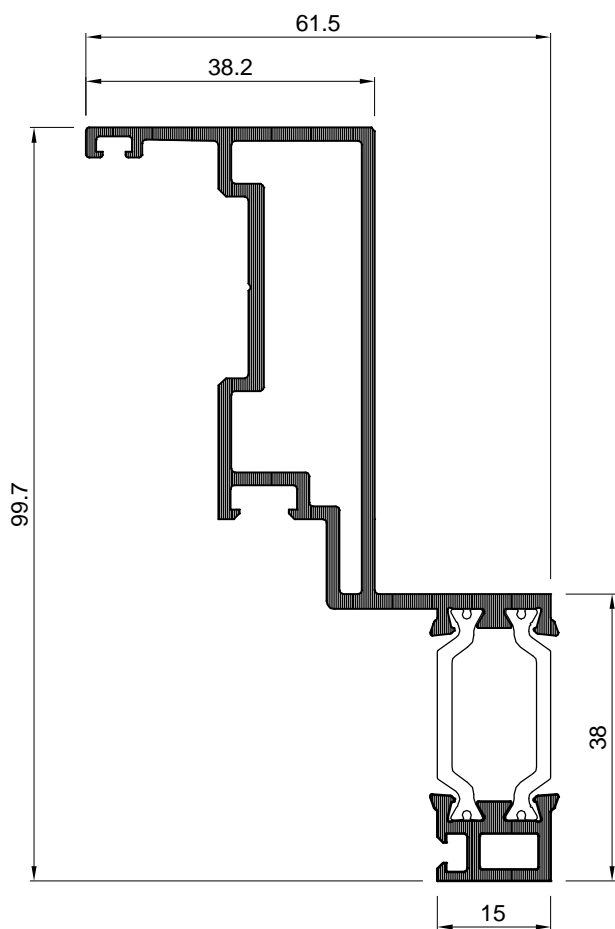
Ram ventusa		
Art.-Br.	FT-0157	
Težina	kg/m'	1.50
Opseg	mm	376.00
Moment inercije	I _x (cm ⁴)	30.05
	I _y (cm ⁴)	6.36
	W _x (cm ³)	7.04
	W _y (cm ³)	2.79
Dužina isporuke	mm	6500



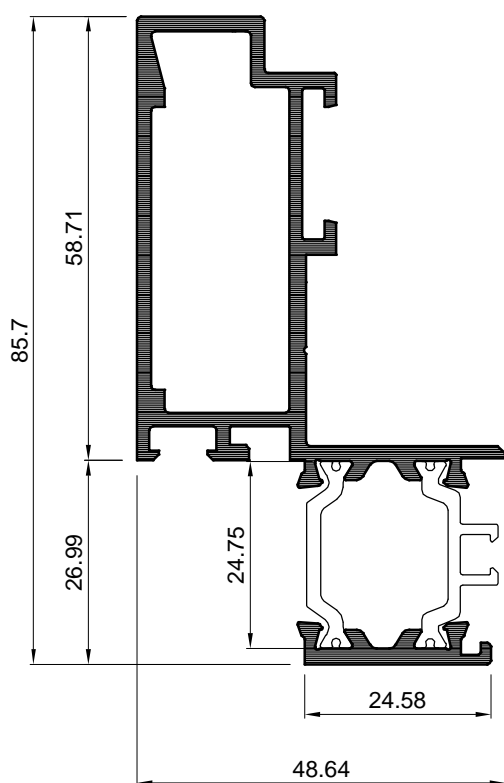
Krilo ventusa		
Art.-Br.	FT-0126	
Težina	kg/m'	1.63
Opseg	mm	419.00
Moment inercije	I _x (cm ⁴)	46.67
	I _y (cm ⁴)	15.09
	W _x (cm ³)	8.98
	W _y (cm ³)	3.37
Dužina isporuke	mm	6500



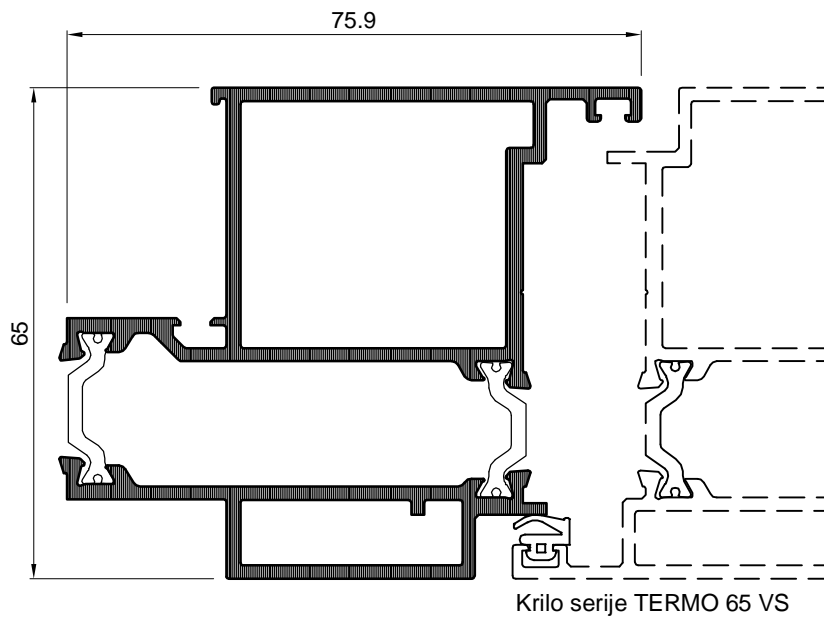
Ram za paralelno otvaranje		
Art.-Br.	FT-0162	
Težina	kg/m'	1.375
Opseg	mm	331.65
Moment inercije	I _x (cm ⁴)	29.46
	I _y (cm ⁴)	5.47
	W _x (cm ³)	6.65
	W _y (cm ³)	2.16
Dužina isporuke	mm	6500



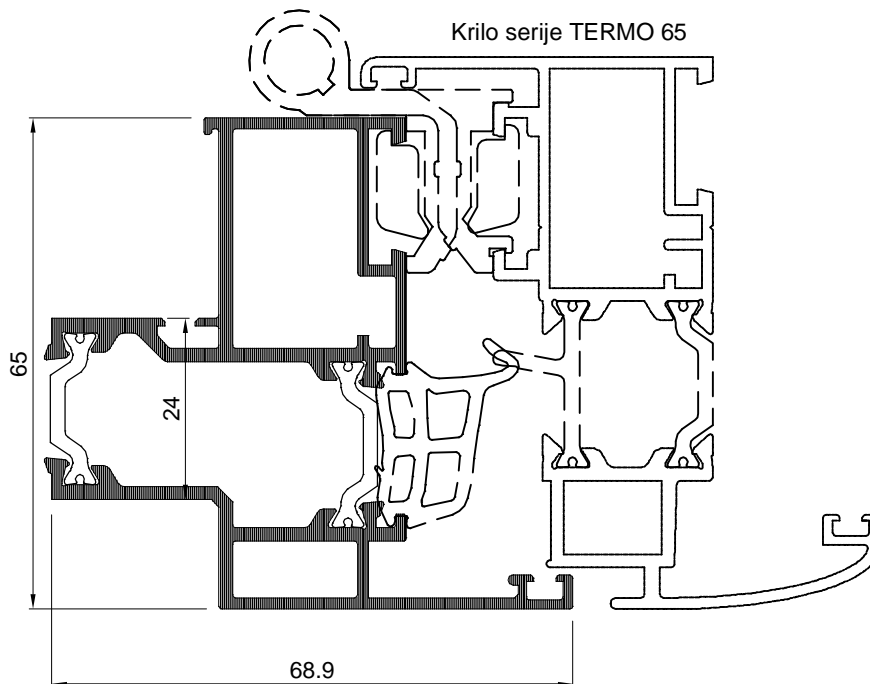
Kriilo za paralelno otvaranje		
Art.-Br.	FT-0161	
Težina	kg/m'	1.522
Opseg	mm	368.62
Moment inercije	I _x (cm ⁴)	49.30
	I _y (cm ⁴)	9.93
	W _x (cm ³)	8.89
	W _y (cm ³)	3.17
Dužina isporuke	mm	6500



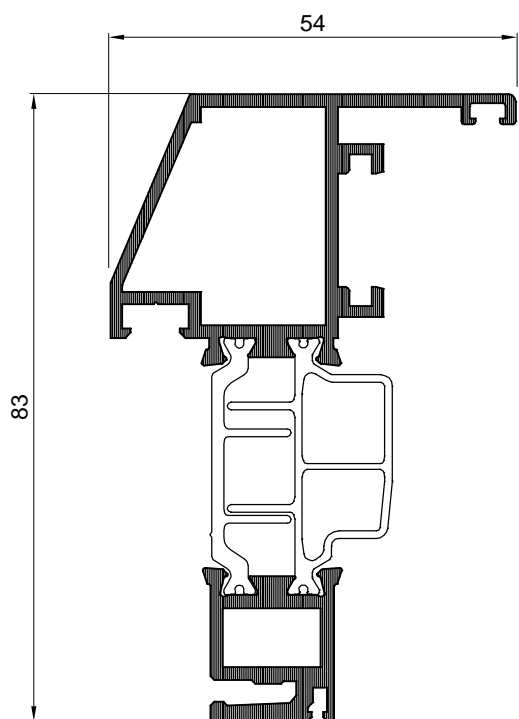
Kriło za paralelno otvaranje s motorom		
Art.-Br.	FT-0164	
Težina	kg/m'	1.505
Opseg	mm	359.0
Moment inercije	I _x (cm ⁴)	29.23
	I _y (cm ⁴)	8.95
	W _x (cm ³)	6.75
	W _y (cm ³)	2.97
Dužina isporuke	mm	6500



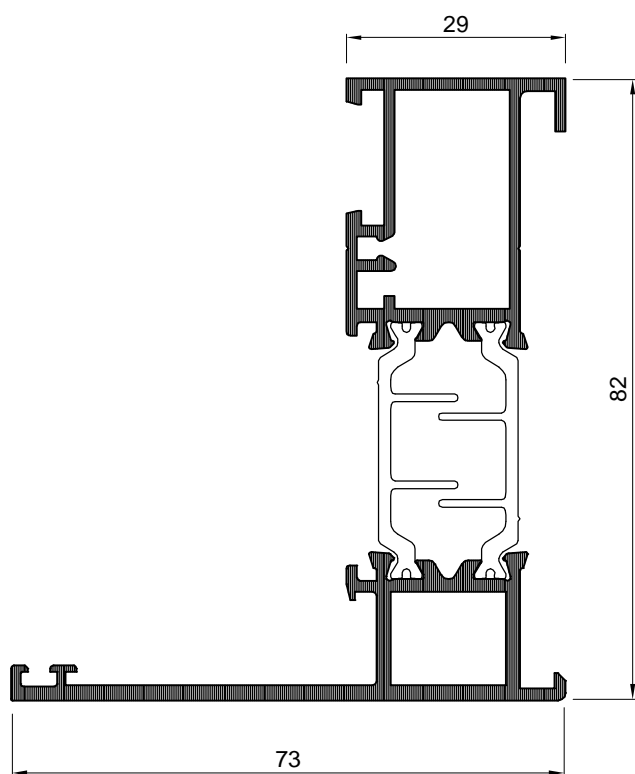
Ram vrata T65 VS		
Art.-Br.	FT-0260	
Težina	kg/m'	1.782
Opseg	mm	360.64
Moment inercije	I _x (cm ⁴)	22.84
	I _y (cm ⁴)	23.78
	W _x (cm ³)	8.62
	W _y (cm ³)	6.14
Dužina isporuke	mm	6500



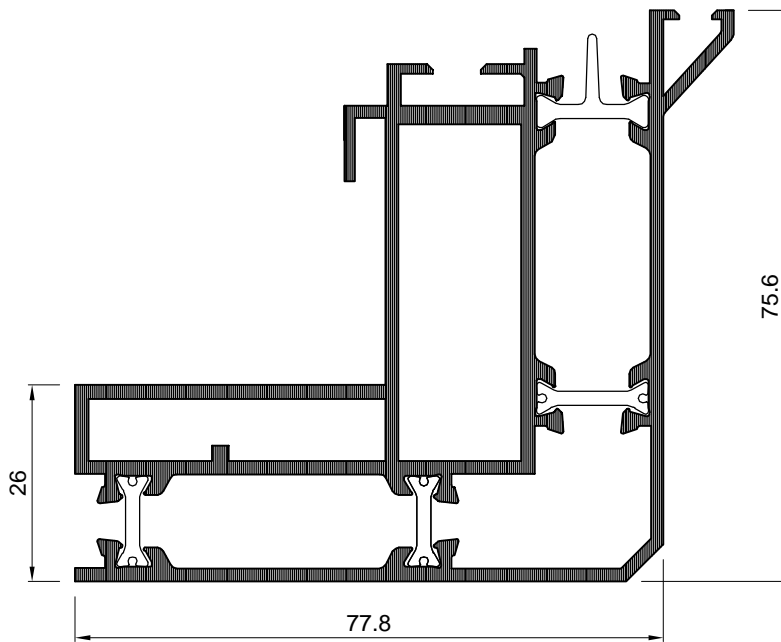
Ram prozora T65		
Art.-Br.	FT-0261	
Težina	kg/m'	1.479
Opseg	mm	361.00
Moment inercije	I _x (cm ⁴)	16.41
	I _y (cm ⁴)	12.38
	W _x (cm ³)	5.83
	W _y (cm ³)	3.22
Dužina isporuke	mm	6500



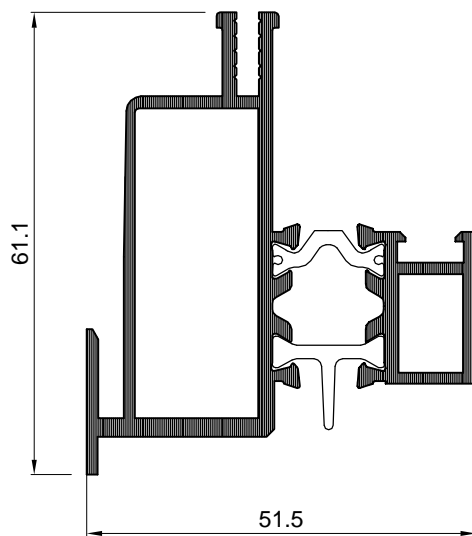
Skriveno krilo		
Art.-Br.	FT-0148	
Težina	kg/m'	1.48
Opseg	mm	370.00
Moment inercije	I _x (cm ⁴)	28.30
	I _y (cm ⁴)	5.69
	W _x (cm ³)	8.18
	W _y (cm ³)	1.82
Dužina isporuke	mm	6500



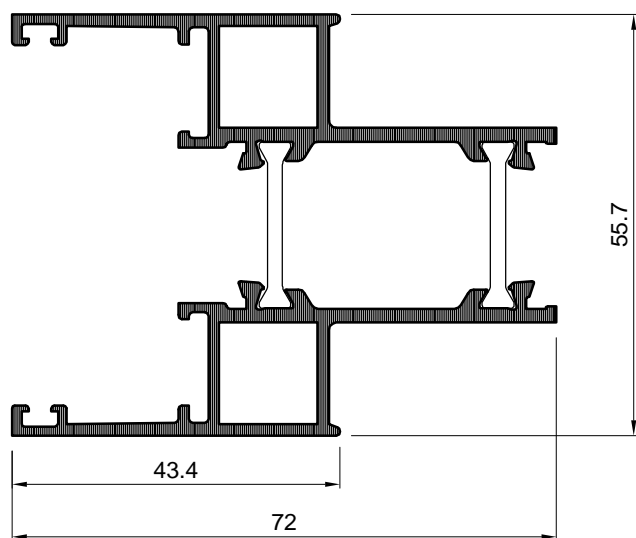
Ram za skiveno krilo		
Art.-Br.	FT-0149	
Težina	kg/m'	1.576
Opseg	mm	402.00
Moment inercije	I _x (cm ⁴)	34.03
	I _y (cm ⁴)	14.98
	W _x (cm ³)	9.40
	W _y (cm ³)	2.99
Dužina isporuke	mm	6500



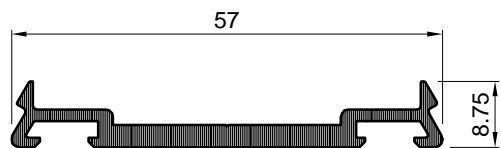
Ram krovnog prozora		
Art.-Br.	FT-0125	
Težina	kg/m'	2.491
Opseg	mm	439.00
Moment inercije	I _x (cm ⁴)	46.02
	I _y (cm ⁴)	48.60
	W _x (cm ³)	10.36
	W _y (cm ³)	10.37
Dužina isporuke	mm	6500



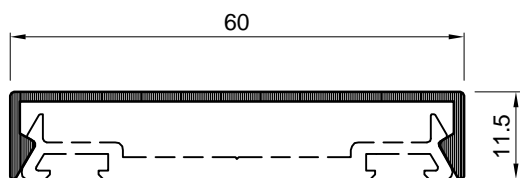
Kriilo krovnog prozora		
Art.-Br.	FT-0124	
Težina	kg/m'	1.315
Opseg	mm	305.00
Moment inercije	I _x (cm ⁴)	11.31
	I _y (cm ⁴)	9.98
	W _x (cm ³)	3.23
	W _y (cm ³)	3.57
Dužina isporuke	mm	6500



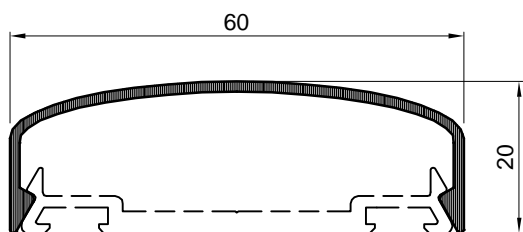
Al profil		
Art.-Br.	FT-0135	
Težina	kg/m'	1.40
Opseg	mm	404.00
Moment inercije	I _x (cm ⁴)	12.74
	I _y (cm ⁴)	15.00
	W _x (cm ³)	6.16
	W _y (cm ³)	4.12
Dužina isporuke	mm	6500



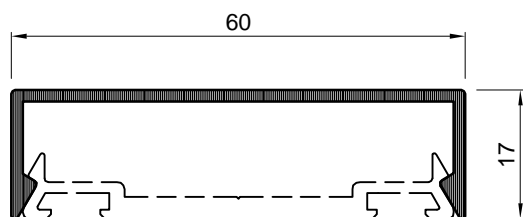
Držač poklopne lajsne		
Art.-Br.	FM 57/8	
Težina	kg/m'	0.456
Opseg	mm	162.00
Dužina isporuke	mm	6500



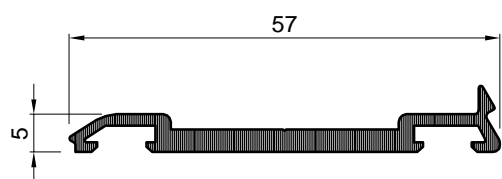
Poklopna lajsna		
Art.-Br.	FM 60/11	
Težina	kg/m'	0.308
Opseg	mm	165.00
Dužina isporuke	mm	6500



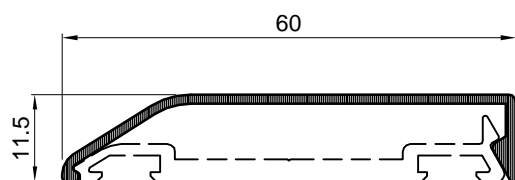
Poklopna lajsna		
Art.-Br.	FM 60/20	
Težina	kg/m'	0.337
Opseg	mm	179.00
Dužina isporuke	mm	6500



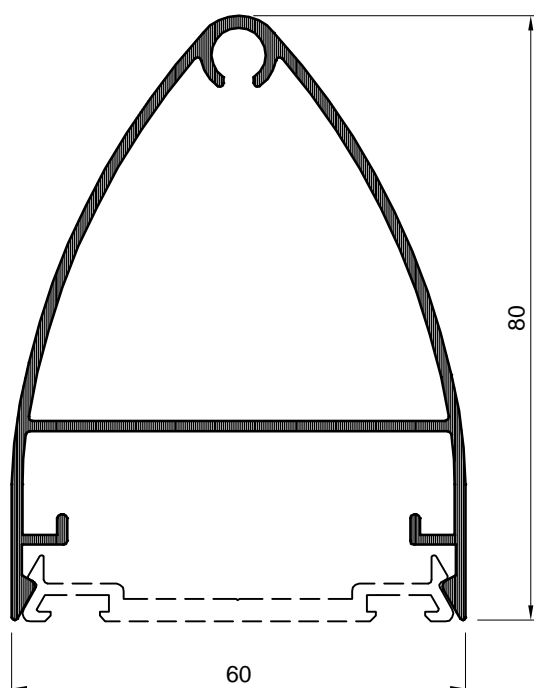
Poklopna lajsna		
Art.-Br.	FM 60/17	
Težina	kg/m'	0.341
Opseg	mm	186.00
Dužina isporuke	mm	6500



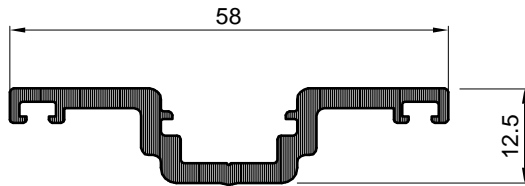
Držač poklopne lajsne		
Art.-Br.	FM 071	
Težina	kg/m'	0.433
Opseg	mm	152.00
Dužina isporuke	mm	6500



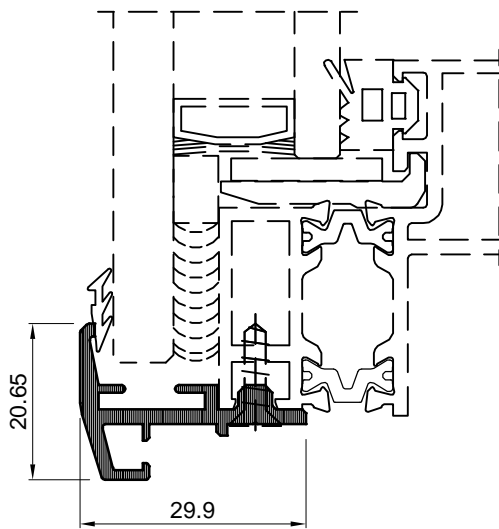
Poklopna lajsna		
Art.-Br.	FM 072	
Težina	kg/m'	0.258
Opseg	mm	152.00
Dužina isporuke	mm	6500



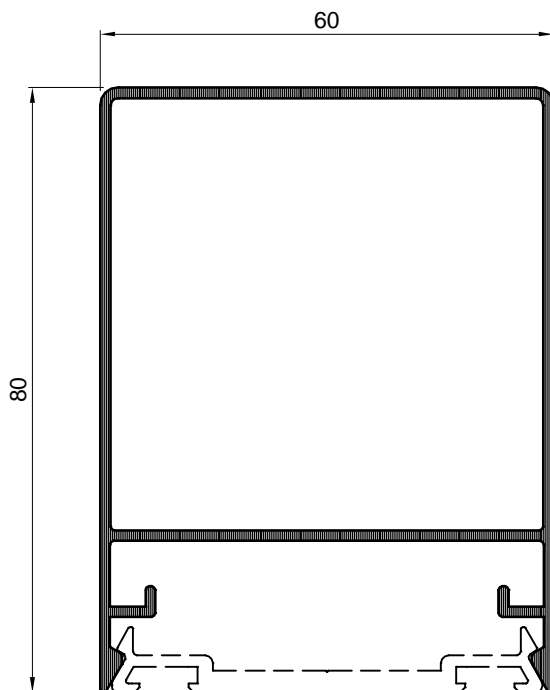
Poklopna lajsna		
Art.-Br.	FM 60/80	
Težina	kg/m'	1.012
Opseg	mm	322.00
Dužina isporuke	mm	6500



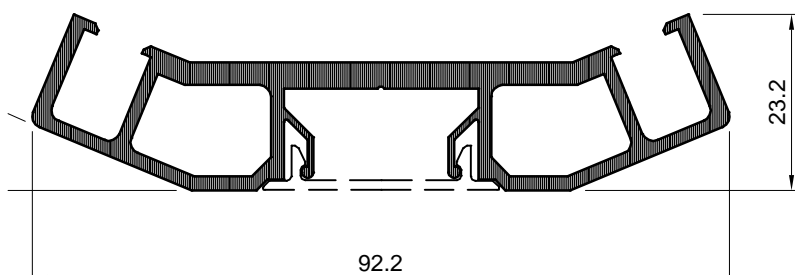
Poklopna lajsna		
Art.-Br.	FM 58/12	
Težina	kg/m'	0.55
Opseg	mm	182.88
Dužina isporuke	mm	6500




Držič stakla		
Art.-Br.	FM 30/20	
Težina	kg/m'	0.38
Opseg	mm	151.00
Dužina isporuke	mm	6500



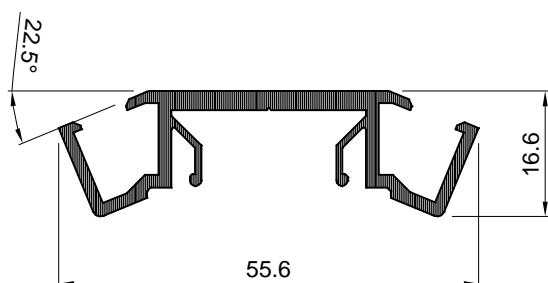
Poklopna lajsna		
Art.-Br.	FM 60/81	
Težina	kg/m'	1.108
Opseg	mm	353.00
Dužina isporuke	mm	6500



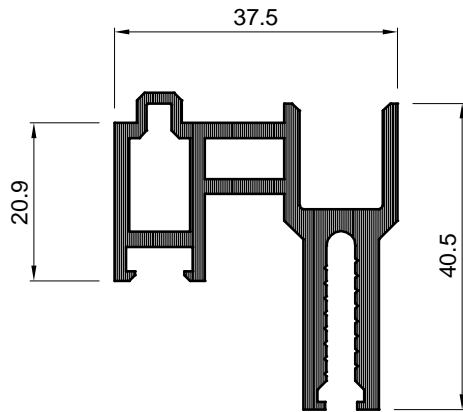
Poklopna lajsna		
Art.-Br.	FMO 135	
Težina	kg/m'	1.30
Opseg	mm	339.00
Dužina isporuke	mm	6500



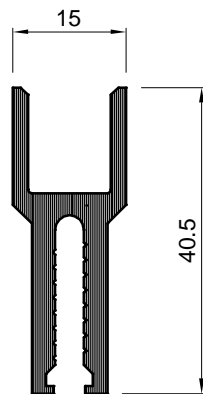
Maska za poklopnu lajsnu		
Art.-Br.	FMO 135/P	
Težina	kg/m'	0.14
Opseg	mm	83.00
Dužina isporuke	mm	6500



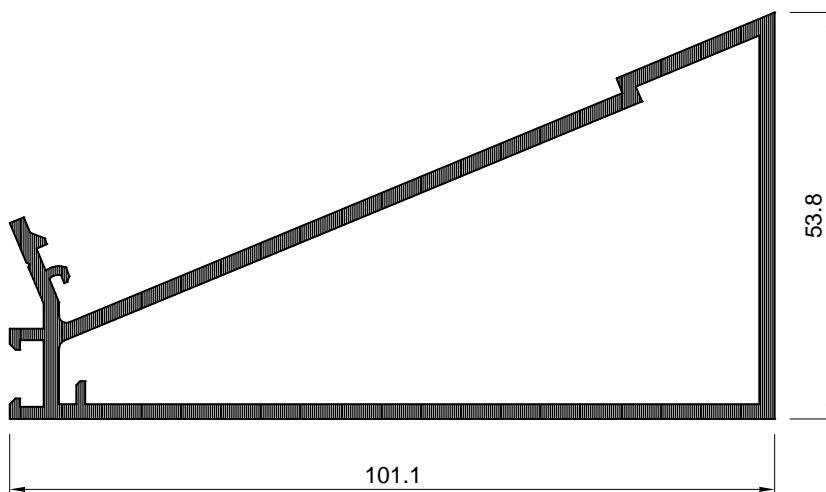
Poklopna lajsna		
Art.-Br.	FMO 60/L135	
Težina	kg/m'	0.57
Opseg	mm	250.107
Dužina isporuke	mm	6500



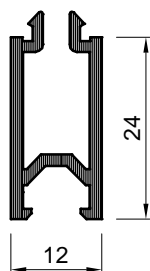
Umetak za blindo fasadu		
Art.-Br.	FB60-001	
Težina	kg/m'	1.086
Opseg	mm	275.00
Dužina isporuke	mm	6500



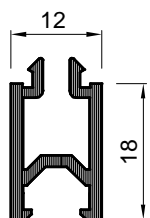
Umetak za blindo fasadu		
Art.-Br.	FB60-002	
Težina	kg/m'	0.645
Opseg	mm	187.00
Dužina isporuke	mm	6500



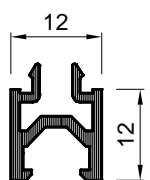
Umetak okomice za fasadu pod kutem		
Art.-Br.	FMO 60/O135	
Težina	kg/m'	1.566
Opseg	mm	330.069
Dužina isporuke	mm	6500



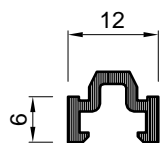
Al profil		
Art.-Br.	FM 24/12	
Težina	kg/m'	0.31
Opseg	mm	148.30
Dužina isporuke	mm	6500



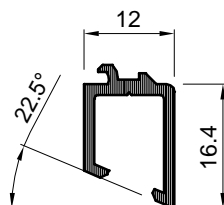
Al profil		
Art.-Br.	FM 21/12	
Težina	kg/m'	0.254
Opseg	mm	124.00
Dužina isporuke	mm	6500



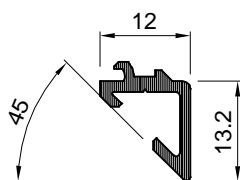
Al profil		
Art.-Br.	FM 12/12	
Težina	kg/m'	0.18
Opseg	mm	100.16
Dužina isporuke	mm	6500



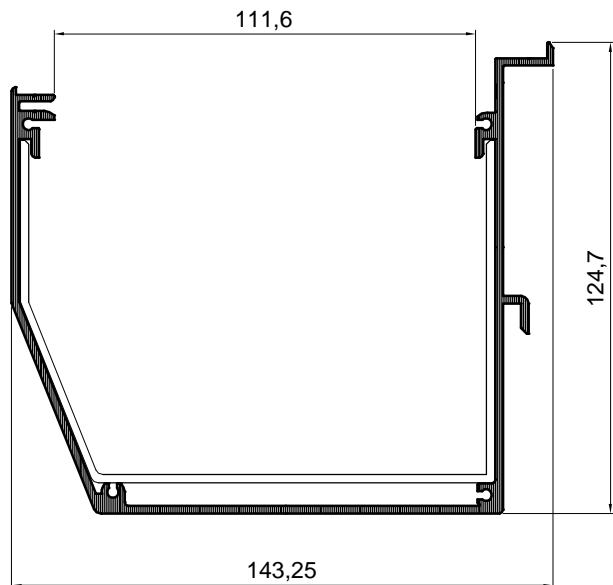
Al profil		
Art.-Br.	FM 6/12	
Težina	kg/m'	0.116
Opseg	mm	61.00
Dužina isporuke	mm	6500



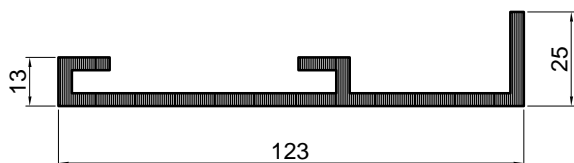
Al profil		
Art.-Br.	F 0857	
Težina	kg/m'	0.17
Opseg	mm	90.00
Dužina isporuke	mm	6500



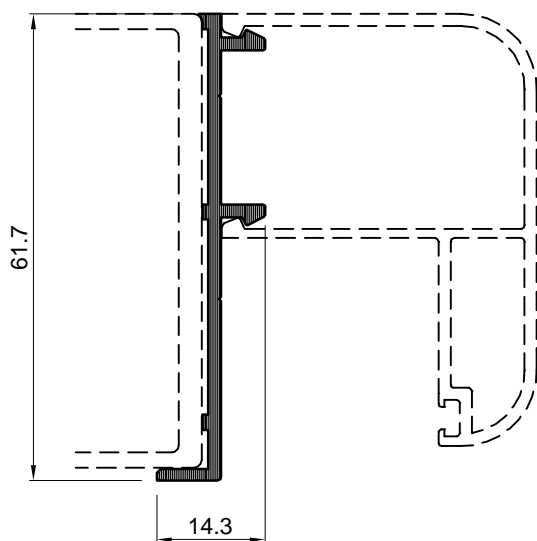
Al profil		
Art.-Br.	F-0856	
Težina	kg/m'	0.137
Opseg	mm	69.48
Dužina isporuke	mm	6500



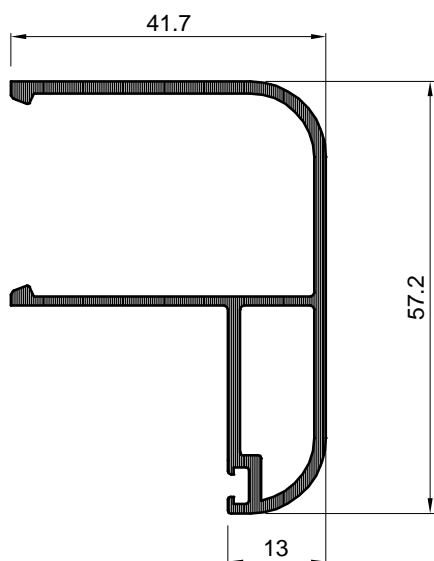
Al oluk		
Art.-Br.	F-0819	
Težina	kg/m'	2.40
Opseg	mm	897.15
Dužina isporuke	mm	6500



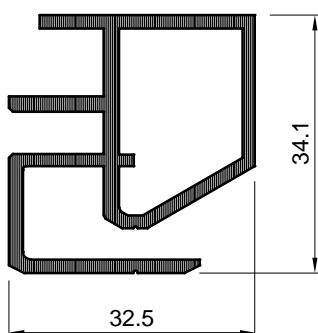
Nosáč oluka		
Art.-Br.	F-0270/A	
Težina	kg/m'	2.05
Opseg	mm	437.00
Dužina isporuke	mm	6500



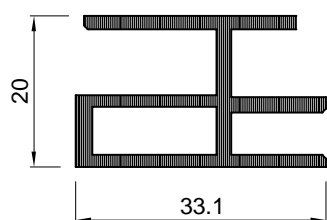
Al profil		
Art.-Br.	F-0746	
Težina	kg/m'	0.384
Opseg	mm	170.00
Dužina isporuke	mm	6500



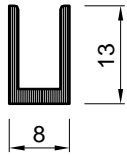
Al profil		
Art.-Br.	F-0748	
Težina	kg/m'	0.707
Opseg	mm	277.00
Dužina isporuke	mm	6500



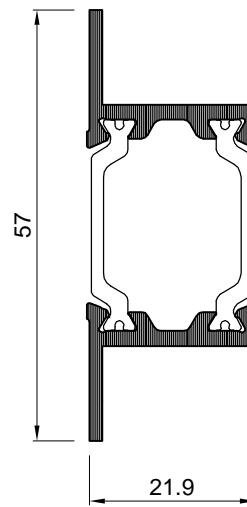
Al profil		
Art.-Br.	F-0854	
Težina	kg/m'	0.75
Opseg	mm	229.32
Dužina isporuke	mm	6500



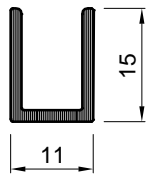
Al profil		
Art.-Br.	F-0855	
Težina	kg/m'	0.55
Opseg	mm	182.22
Dužina isporuke	mm	6500



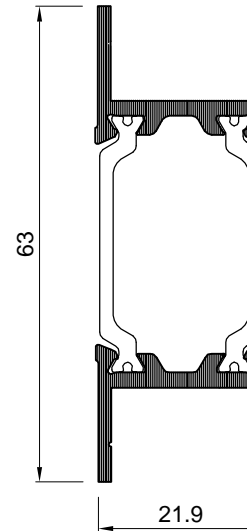
Al profil		
Art.-Br.	F-0779	
Težina	kg/m'	0.115
Opseg	mm	63.60
Dužina isporuke	mm	6500



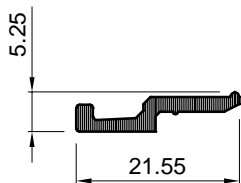
Al profil		
Art.-Br.	FT-0150	
Težina	kg/m'	0.65
Opseg	mm	182.00
Dužina isporuke	mm	6500



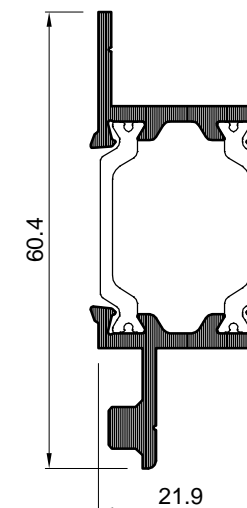
Al profil		
Art.-Br.	F-0137/A	
Težina	kg/m'	0.15
Opseg	mm	77.580
Dužina isporuke	mm	6500



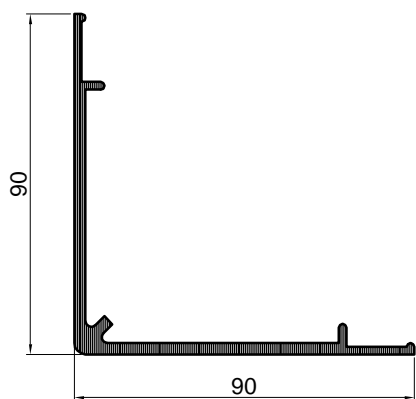
Al profil		
Art.-Br.	FT-0150/34	
Težina	kg/m'	0.689
Opseg	mm	172.90
Dužina isporuke	mm	6500



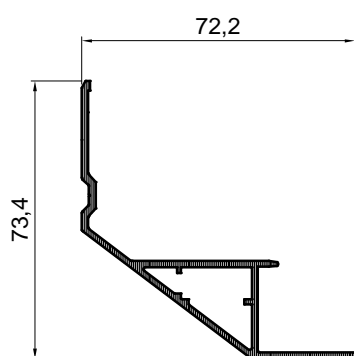
Al profil		
Art.-Br.	F-0807	
Težina	kg/m'	0.132
Opseg	mm	54.34
Dužina isporuke	mm	6500



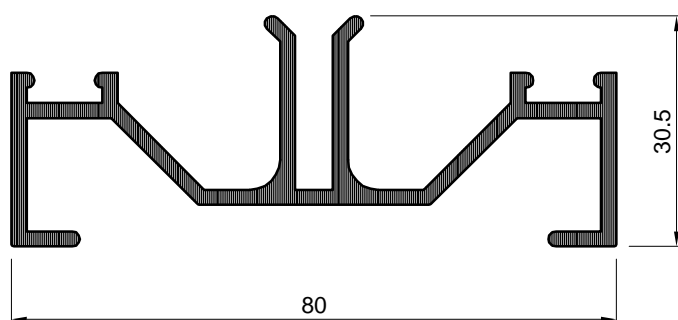
Al profil		
Art.-Br.	FT-0238 H	
Težina	kg/m'	3.798
Opseg	mm	626.566
Dužina isporuke	mm	6500



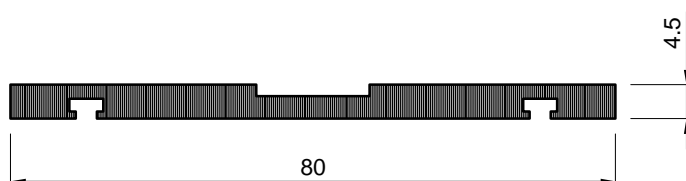
Al profil		
Art.-Br.	061211/A	
Težina	kg/m'	1.45
Opseg	mm	384.71
Dužina isporuke	mm	6500



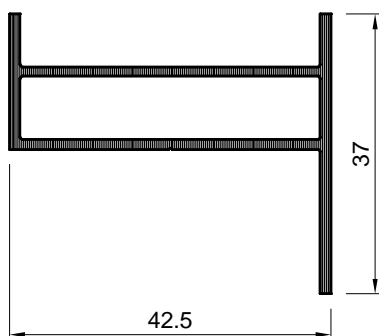
Al profil		
Art.-Br.	F-0796	
Težina	kg/m'	0.808
Opseg	mm	277.00
Dužina isporuke	mm	6500



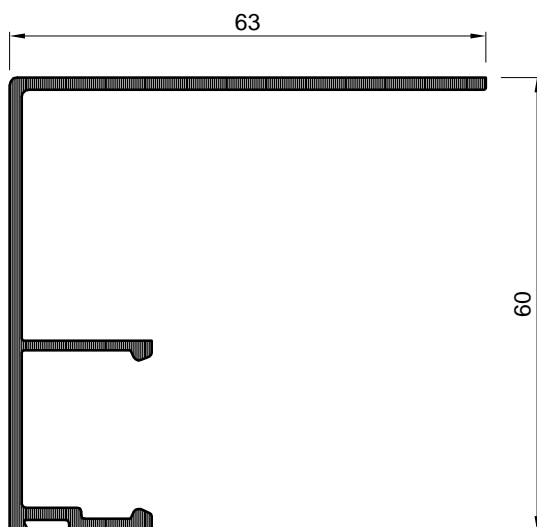
Al profil		
Art.-Br.	061045	
Težina	kg/m'	1.025
Opseg	mm	403.80
Dužina isporuke	mm	6500



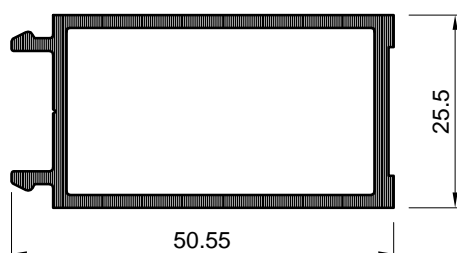
Al profil		
Art.-Br.	060807	
Težina	kg/m'	0.85
Opseg	mm	186.00
Dužina isporuke	mm	6500



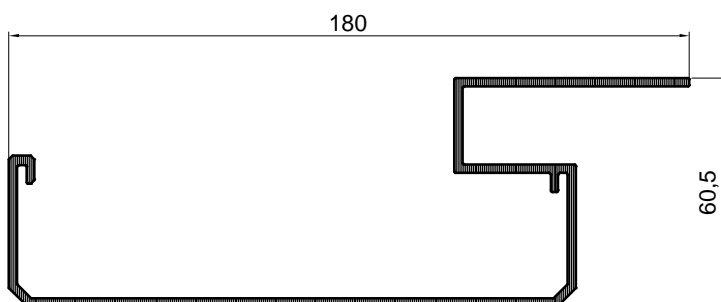
Profil parapeta		
Art.-Br.	F-1127	
Težina	kg/m'	0.476
Opseg	mm	172.79
Dužina isporuke	mm	6500



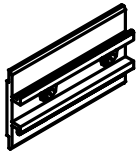

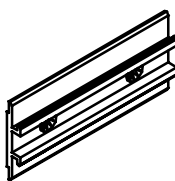
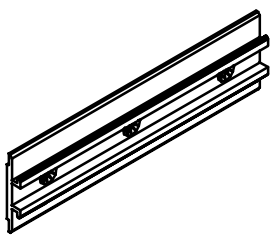
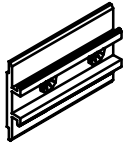
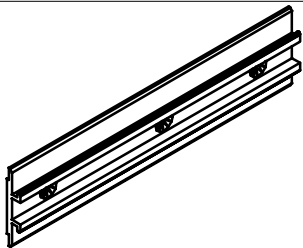
Profil parapeta		
Art.-Br.	F-1128	
Težina	kg/m'	0.68
Opseg	mm	318.66
Dužina isporuke	mm	6500



Profil parapeta		
Art.-Br.	F-1129	
Težina	kg/m'	0.69
Opseg	mm	164.62
Dužina isporuke	mm	6500







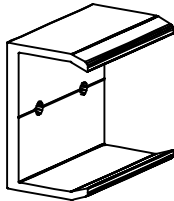
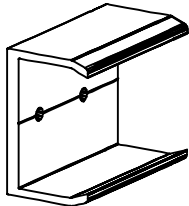
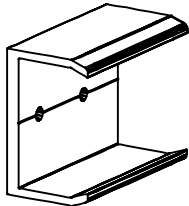
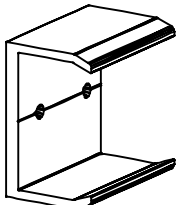
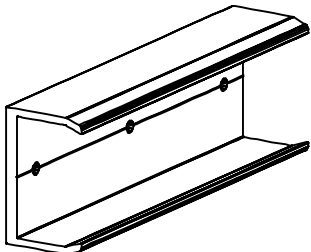
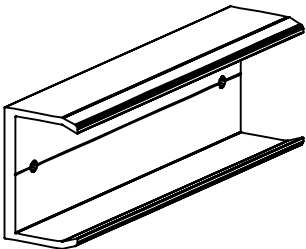
Profil oluka		
Art.-Br.	F-1159	
Težina	kg/m'	2.05
Opseg	mm	691.03
Dužina isporuke	mm	6500

CODE	Izgled-presjek	Opis	Materijal	Nap.
720.001		- Klizač okomice za vodoravnicu FMV 60/88 - Stara oznaka KO1 60	Al.	
720.002		- Klizač okomice za vodoravnicu FMV 60/41 - Stara oznaka KO2 60	Al.	
720.003		- Klizač okomice za vodoravnicu FMV 60/114 - Stara oznaka KO3 60	Al.	
720.004		- Klizač okomice za vodoravnicu FMV 60/156 - Stara oznaka KO4 60	Al.	
720.005		- Klizač okomice za pomoćnu vodoravnicu FMP 60/88 - Stara oznaka KO5 60	Al.	
720.006		- Klizač okomice za pomoćnu vodoravnicu FMP 60/200 i vodoravnicu FMV 60/198 - Stara znaka KO6 60	Al.	

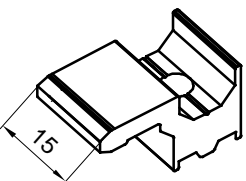
CODE	Izgled-presjek	Opis	Materijal	Nap.
721.001		- Klizač za vodoravnicu FMV 60/88 - Stara oznaka KV1 60	Al.	
721.002		- Klizač za vodoravnicu FMV 60/41 - Stara oznaka KV2 60	Al.	
721.003		- Klizač za vodoravnicu FMV 60/114 - Stara oznaka KV3 60	Al.	
721.004		- Klizač za vodoravnicu FMV 60/156 - Stara oznaka KV4 60	Al.	
721.005		- Klizač za pomoćnu vodoravnicu FMP 60/88 za gumeni odstojnik DG 1C - Stara oznaka KV5 60	Al.	
721.006		- Klizač za pomoćnu vodoravnicu FMP 60/200 za gumeni odstojnik DG 1D - Stara znaka KV6 60	Al.	

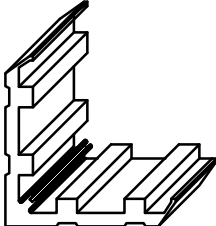
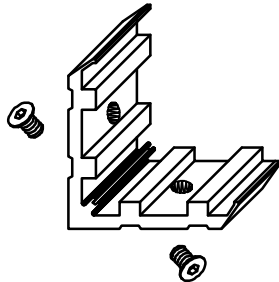
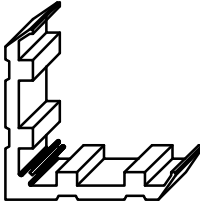
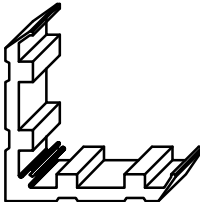
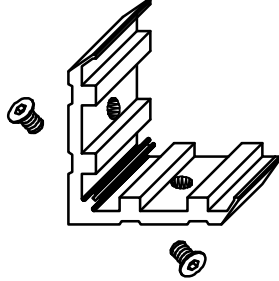
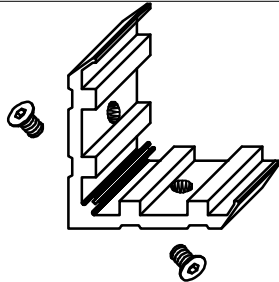
CODE	Izgled-presjek	Opis	Materijal	Nap.
721.007		- Klizač za vodoravnicu FMV 60/198 - Stara znaka KV7 60	Al.	
721.008		- Klizač za vodoravnicu FMV 60/88 za ravnu gumu DG 2 - Stara oznaka KV1/A 60	Al.	
721.009		- Klizač za vodoravnicu FMV 60/114 za ravnu gumu DG 2A - Stara oznaka KV3/A 60	Al.	
721.010		- Klizač za vodoravnicu FMV 60/156 za ravnu gumu DG 2B - Stara oznaka KV4/A 60	Al.	
721.011		- Klizač za vodoravnicu FMV 60/198 za ravnu gumu DG 2C - Stara oznaka KV5/A 60	Al.	
			Al.	

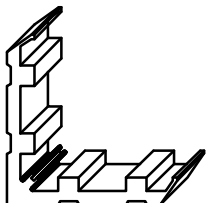
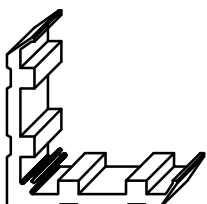
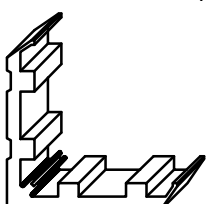
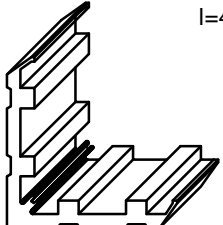
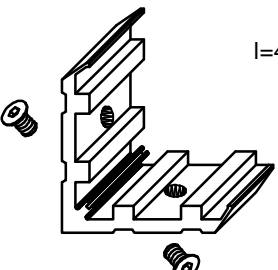
CODE	Izgled-presjek	Opis	Materijal	Nap.
722.001		<p>- Klizač pod kutem za vodoravnicu FMV 60/88 - Stara znaka KV1/B 60</p>	Al.	
722.002		<p>- Klizač pod kutem za vodoravnicu FMV 60/114 - Stara znaka KV3/B 60</p>	Al.	
722.003		<p>- Klizač pod kutem za vodoravnicu FMV 60/156 - Stara oznaka KV4/B 60</p>	Al.	
722.004		<p>- Klizač pod kutem za vodoravnicu FMV 60/198 - Stara oznaka KV5/B 60</p>	Al.	
			Al.	
			Al.	







CODE	Izgled-presjek	Opis	Materijal	Nap.
723.001		- Klizač za vodoravnicu FMV 60/88 (obrada na nulu) - Stara oznaka KV1 60/A	Al.	
723.002		- Klizač za vodoravnicu FMV 60/114 (obrada na nulu) - Stara oznaka KV3 60/A	Al.	
723.003		- Klizač za vodoravnicu FMV 60/156 (obrada na nulu) - Stara znaka KV4 60/A	Al.	
723.004		- Klizač za pomoćnu vodoravnicu FMP 60/88 (obrada na nulu) - Stara znaka KV5 60/A	Al.	
723.005		- Klizač za pomoćnu vodoravnicu FMP 60/200 (obrada na nulu) - Stara oznaka KV6 60/A	Al.	
723.006		- Klizač za vodoravnicu FMV 60/198 (obrada na nulu) - Stara oznaka KV7 60/A	Al.	





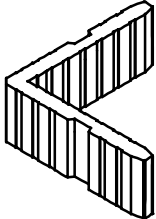
CODE	Izgled-presjek	Opis	Materijal	Nap.
724.001		- Držač okomice i vodoravnice FMO 60/41 FMV 60/41 - Stara oznaka KKS-DG	Al. Zamak	
724.002		- Kopča za fasadu 60 S+ (kut 90°) - Stara oznaka VS-60-02	Al.	
724.003		- Kopča za fasadu 60 S+ (kut 135°) - Stara oznaka VS 60-02/A	Al.	
724.004		- Kopča za fasadu 60 S+ - Stara oznaka pločica-VS-60-03	Al.	
724.005		- Kopča za fasadu 60 S+ - Stara oznaka pločica-VS-60-03/A	Al.	
724.006		- Kopča za fasadu 60 S+ - Stara oznaka pločica-VS-60-04	Al.	

CODE	Izgled-presjek	Opis	Materijal	Nap.
724.007		<ul style="list-style-type: none"> - Kopča za fasadu 60 S+ - Stara oznaka pločica-VS-60-04/A 	Al. Zamak	

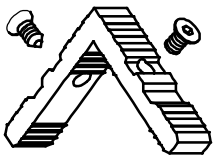
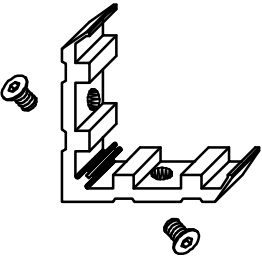

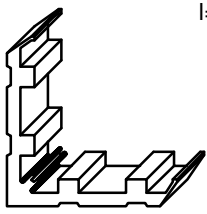
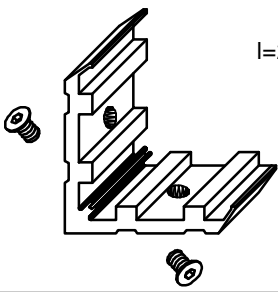
CODE	Izgled-presjek	Opis	Materijal	Nap.
725.001	 <p style="text-align: right;">l=53mm</p>	<ul style="list-style-type: none"> - Kutna spojnica za komoru 53,4x16,5 - Stara oznaka K-0558/D 	Al.	
725.002	 <p style="text-align: right;">l=53mm</p> <p style="text-align: right;">M8x13</p>	<ul style="list-style-type: none"> - Kutna spojnica za komoru 53,4x16,5 - Stara oznaka K-0558/D 	Al.	
725.003	 <p style="text-align: right;">l=6,3mm</p>	<ul style="list-style-type: none"> - Kutna spojnica za komoru 16,6x6,3 - Stara oznaka K-0558/E 	Al.	
725.004	 <p style="text-align: right;">l=7,3mm</p>	<ul style="list-style-type: none"> - Kutna spojnica za komoru 16,5x7,6 - Stara oznaka K-0558/F 	Al.	
725.005	 <p style="text-align: right;">l=40mm</p> <p style="text-align: right;">M8x13</p>	<ul style="list-style-type: none"> - Kutna spojnica za komoru 40,7x16,3 - Stara oznaka K-0558/G 	Al.	
725.006	 <p style="text-align: right;">l=44mm</p> <p style="text-align: right;">M8x13</p>	<ul style="list-style-type: none"> - Kutna spojnica za komoru 44,5x16,3 - Stara oznaka K-0558/H 	Al.	

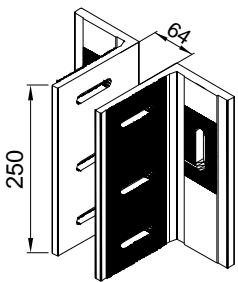
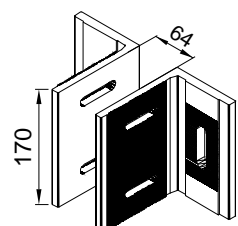
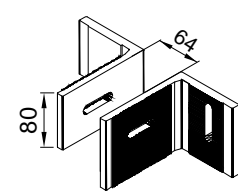
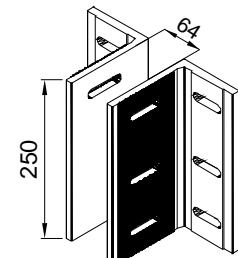
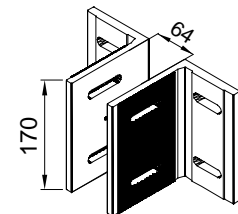
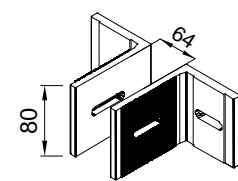
CODE	Izgled-presjek	Opis	Materijal	Nap.
725.007	 <p style="text-align: right;">l=7,8mm</p>	<ul style="list-style-type: none"> - Kutna spojnica za komoru 16,3x8,2 - Stara oznaka K-0558/I 	Al.	
725.008	 <p style="text-align: right;">l=6mm</p>	<ul style="list-style-type: none"> - Kutna spojnica za komoru 6,3x16,4 - Stara oznaka K-0558/K 	Al.	
725.009	 <p style="text-align: right;">l=16,3mm</p>	<ul style="list-style-type: none"> - Kutna spojnica za komoru 16,4x16,6 - Stara oznaka K-0558/L 	Al.	
725.010	 <p style="text-align: right;">l=42,4mm</p>	<ul style="list-style-type: none"> - Kutna spojnica za komoru 43,1x16,5 - Stara oznaka K-0558/O 	Al.	
725.011	 <p style="text-align: right;">l=42,4mm</p> <p style="text-align: right;">M8x13</p>	<ul style="list-style-type: none"> - Kutna spojnica za komoru 43,1x16,5 - Stara oznaka K-0558/O 	Al.	

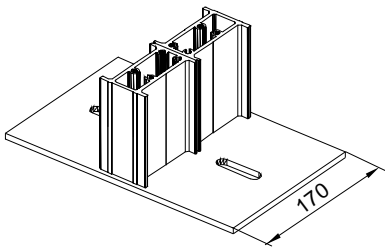
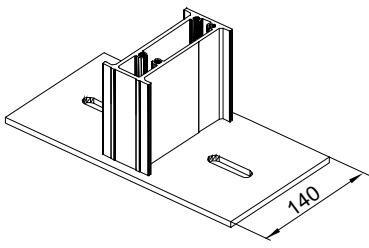
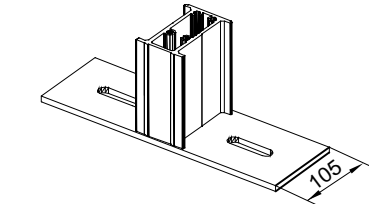
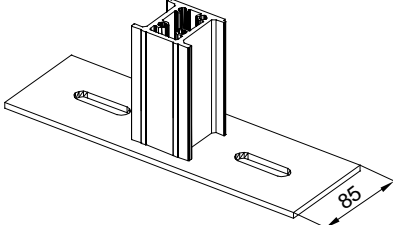
CODE	Izgled-presjek	Opis	Materijal	Nap.
725.101	 l=42mm	- Kutna spojnica za komoru 43,1x13 - Stara oznaka K-0986/B	Al.	
725.102	 l=42mm M8x13	- Kutna spojnica za komoru 43,1x13 - Stara oznaka K-0986/B	Al.	
725.103	 l=42mm M8x13	- Kutna spojnica za komoru 43,1x13 - Stara oznaka K-0986/B-1	Al.	
725.104	 l=8,5mm	- Kutna spojnica za komoru 13x8,8 - Stara oznaka K-0986/C	Al.	
725.105	 l=56,3mm	- Kutna spojnica za komoru 57,1x13 - Stara oznaka K-0986/D	Al.	
725.106	 l=56,3mm M8x13	- Kutna spojnica za komoru 57,1x13 - Stara oznaka K-0986/D	Al.	

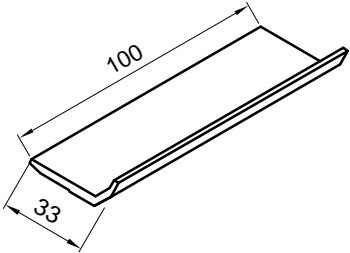
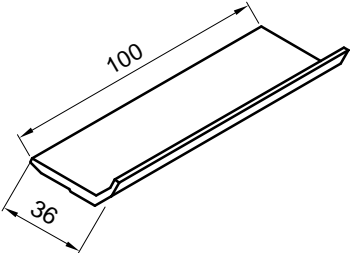
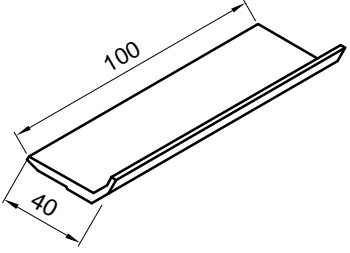
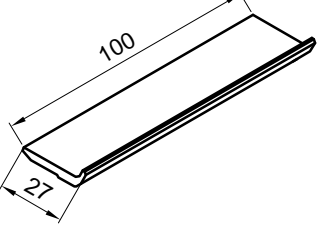
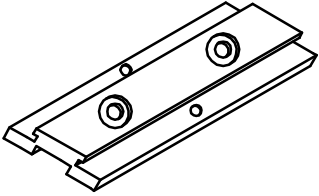
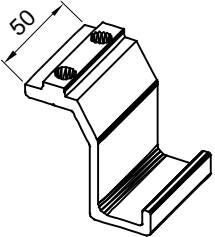
CODE	Izgled-presjek	Opis	Materijal	Nap.
725.201	<p style="text-align: right;">l=12,5mm</p> 	- Kutna spojnica za komoru 8,5x13,1 - Stara oznaka K-061059/B	Al.	
725.202	<p style="text-align: right;">l=18mm</p> 	- Kutna spojnica za komoru 8,5x18,7 - Stara oznaka K-061059/C	Al.	
725.301	<p style="text-align: right;">l=13,8mm</p> 	- Kutna spojnica za komoru 14x2,2 - Stara oznaka K-0210/14		
725.401	<p style="text-align: right;">l=4,4mm</p> 	- Kutna spojnica za komoru 7,8x4,7 - Stara oznaka K-0272/D		
725.501	<p style="text-align: right;">l=39,5mm</p> 	- Kutna spojnica za komoru 39,7x8,4 - Stara oznaka K-0902/F		

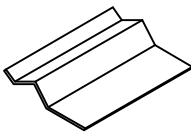
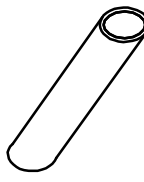
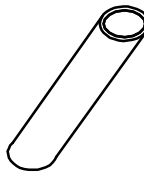
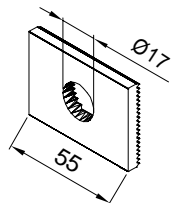
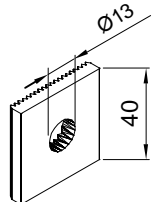
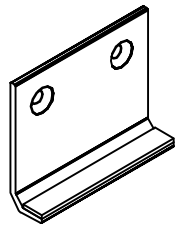
CODE	Izgled-presjek	Opis	Materijal	Nap.
710.008	<p>l=3,5mm</p>	- Kutna spojnica za komoru 8,4x4 - Stara oznaka K-061059/A	Al.	
710.025	<p>l=7,2mm</p>	- Kutna spojnica za komoru 7,8x13 - Stara oznaka K-0986/H	Al.	
710.031	<p>l=11,5mm</p>	- Kutna spojnica za komoru 12,3x15,2 - Stara oznaka K-0868/B	Al.	
710.037	<p>l=7mm</p>	- Kutna spojnica za komoru 16,5x7,5 - Stara oznaka K-65-02	Al.	
710.051	<p>l=8,2mm</p>	- Kutna spojnica za komoru 22,6x8,6 - Stara oznaka K-0899/C	Al.	
710.060	<p>l=32,4mm</p> <p>M8x13</p>	- Kutna spojnica za komoru 35,2x32,7 - Stara oznaka K-0795/D	Al.	

CODE	Izgled-presjek	Opis	Materijal	Nap.
710.075	 <p>l=28,5mm M8x13</p>	- Kutna spojnica za komoru 29x15,2 - Stara oznaka K-0868	Al.	
710.087	 <p>l=28mm M8x13</p>	- Kutna spojnica za komoru 16,5x28,9 - Stara oznaka K-0558/M	Al.	
710.088	 <p>l=28,5mm</p>	- Kutna spojnica za komoru 29x15,2 - Stara oznaka K-0868	Al.	
710.092	 <p>l=28,4mm</p>	- Kutna spojnica za komoru 16,5x28,9 - Stara oznaka K-0558/M	Al.	
710.100	 <p>l=28,5mm M8x13</p>	- Kutna spojnica za komoru 16,5x29 - Stara oznaka K-65-07	Al.	
			Al.	

CODE	Izgled-presjek	Opis	Materijal	Nap.
501.000		<ul style="list-style-type: none"> - Al. nosivi kutnik na C-vodilicu L=250 mm - Stara oznaka NF-250/140 	Al.	
501.001		<ul style="list-style-type: none"> - Al. nosivi kutnik na C-vodilicu L=170 mm - Stara oznaka NF-170/140 	Al.	
501.002		<ul style="list-style-type: none"> - Al. nosivi kutnik na C-vodilicu L=80 mm - Stara oznaka NF-80/140 	Al.	
501.003		<ul style="list-style-type: none"> - Al. nosivi kutnik na beton L=250 mm - Stara oznaka NF-250/140-B 	Al.	
501.004		<ul style="list-style-type: none"> - Al. nosivi kutnik na beton L=170 mm - Stara oznaka NF-170/140-B 	Al.	
501.005		<ul style="list-style-type: none"> - Al. nosivi kutnik na beton L=80 mm - Stara oznaka NF-80/140-B 	Al.	

CODE	Izgled-presjek	Opis	Materijal	Nap.
501.006		<ul style="list-style-type: none"> - Donji nosač za FMO 60/200 i FMO 0/202 fasade - Stara oznaka D-NF-170 	Al.	
501.007		<ul style="list-style-type: none"> - Donji nosač fasade za FMR 60/158 - Stara oznaka D-NF-140 	Al.	
501.008		<ul style="list-style-type: none"> - Donji nosač fasade za FMO 60/118 - Stara oznaka D-NF-105 	Al.	
501.009		<ul style="list-style-type: none"> - Donji nosač fasade za FMO 60/88 - Stara oznaka D-NF-85 	Al.	

CODE	Izgled-presjek	Opis	Materijal	Nap.
521.102		<ul style="list-style-type: none"> - Držač stakla - Stara oznaka DS 100 	Al.	
521.103		<ul style="list-style-type: none"> - Držač stakla - Stara oznaka DS 100/A 	Al.	
521.004		<ul style="list-style-type: none"> - Držač stakla - Stara znaka DS 100/B 	Al.	
521.005		<ul style="list-style-type: none"> - Držač stakla - Stara znaka DS 100/C 	Al.	
521.006		<ul style="list-style-type: none"> - Držač okomice i vodoravnice FMO 60/41, FMV 60/41 - Stara oznaka KOS 100 	Al.	
521.007		<ul style="list-style-type: none"> - Držač stakla -otvarajuće- 60 S fasada - Stara oznaka VDV-S 	Al.	

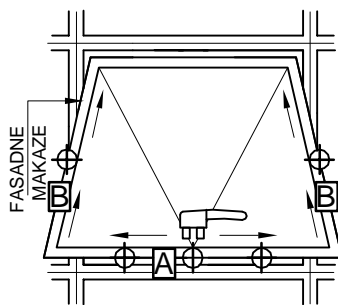
CODE	Izgled-presjek	Opis	Materijal	Nap.
521.008		<ul style="list-style-type: none"> - Elastični držač opšava - Stara oznaka Elastični držač 	Al.	
521.010		<ul style="list-style-type: none"> - Distancer za čelični kutnik koji drži profil FMO-053 (KUT) - Stara oznaka Distancer L=93 mm Ø 16/13 	Inox	
521.011		<ul style="list-style-type: none"> - Distancer za aluminijski nosivi kutnik koji s vana drži okomicu - Stara oznaka Distancer L=64 mm Ø 16/13 	Inox	
521.101		<ul style="list-style-type: none"> - Al. podloška L=55 mm - Stara oznaka ALP-40/17 	Al.	
521.058		<ul style="list-style-type: none"> - Al. podloška L=40 mm - Stara oznaka ALP-40/13 	Al.	
521.009		Držač stakla - otvarajuće -FT0164 i FT-0162 Fasada 60K		

CODE	Izgled-presjek	Opis	Materijal	Nap.
730.001		<ul style="list-style-type: none"> - Kutna spojnica za komoru 1.7x4.7 - Stara oznaka 210001186,(g 112 gs 0365 kutnik pomoćni), (0365 /G112/) 	Inox	
730.002		<ul style="list-style-type: none"> - Kutna spojnica za komoru 1.7x4.7 - Stara oznaka 210001187,(g 112/a pomoćni kutnik), (G112/A) 	Inox	
730.008		<ul style="list-style-type: none"> - Kutnik za komoru 29x15.2 - Stara oznaka 1001 	Zamak #3	
111.009	<p>vijak M6X9 DIN 85 - KOM.6</p>	<ul style="list-style-type: none"> - Šarka za krovni prozor - Stara oznaka AD-100/1 	Al.	
132.016		<ul style="list-style-type: none"> -Element za pasivno klučanje u gornjoj horizontali -Kod proizvođača -9-4470-00-0-0 		
345.001		<ul style="list-style-type: none"> - Kutnik srednje brtve SB65-01 - otvaranje unutra L=50x50 - Stara oznaka SB65-K1 	EPDM	

FASADA 60 K

Okovi

Okov fasadnog ventusa
sa mogućnošću zaključavanja u više točaka- EUGEN NOTTER

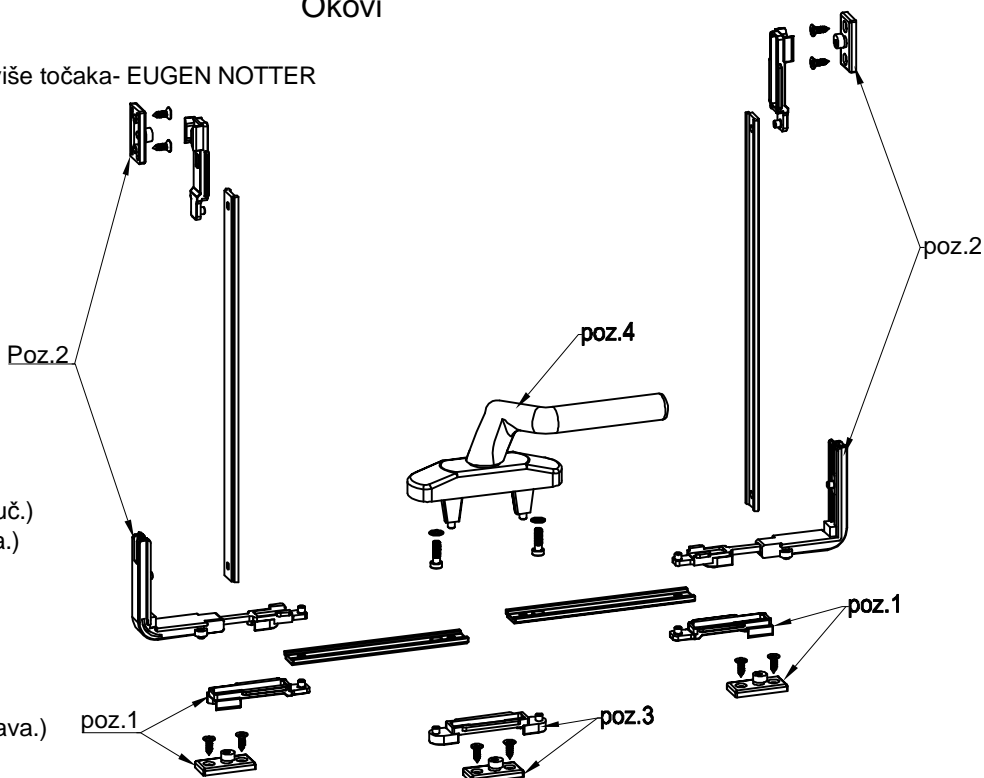


*Zaključavanje stranice "A"

- 480 876 26 kom:1
- 430 879 05 kom:1-(jedno zaključ.)
- 430 877 05 set:1-(tri zaključava.)

*Zaključavanje stranice "A"+"B"

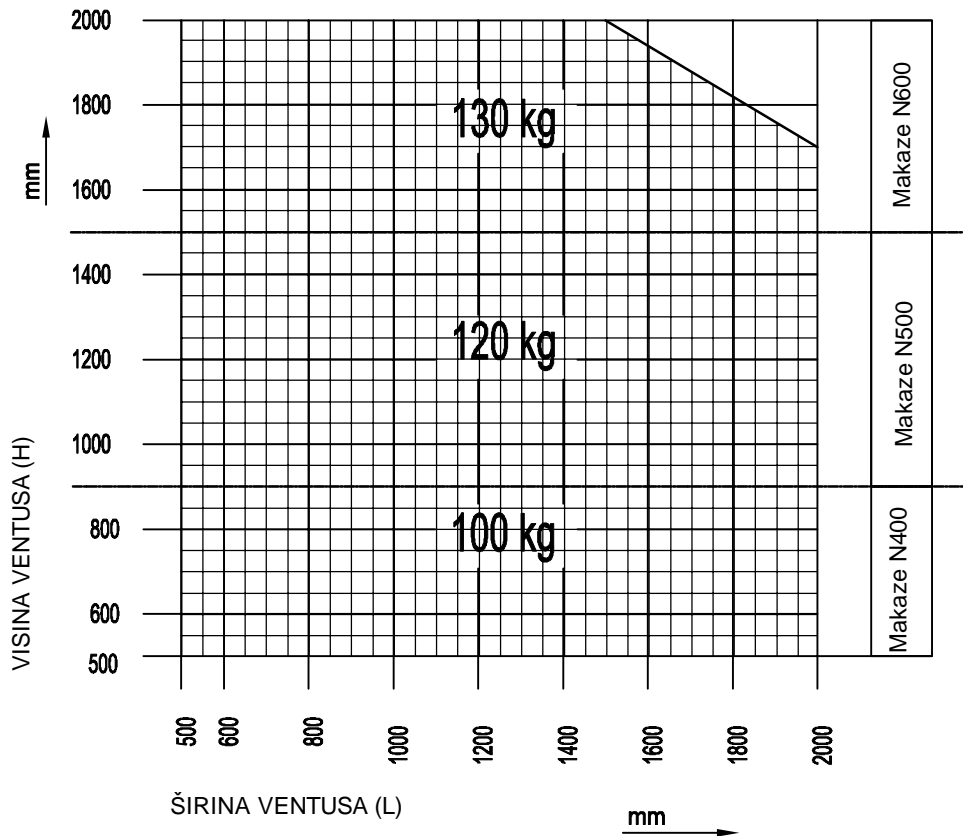
- 480 876 26 kom:1
- 430 879 05 kom:1
- 430 877 05 set:1-(pet zaključava.)
- 430 878 05 set:1

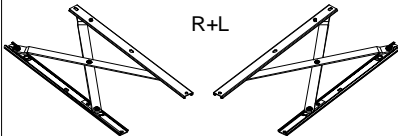
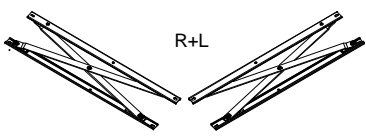
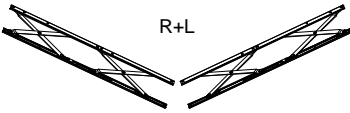
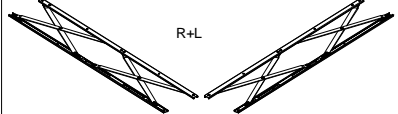


CODE	Kod proizvođača	Polozicija	Izgled pozicije	Opis
133.003	430 877 05	1		-Bazni mehanizam
133.004	430 878 05	2		-Bočno ključanje za visinu iznad 800 mm
133.005	430 879 05	3		-Dodatno ključanje za širinu iznad 1300 mm
101.000.01 101.000.02 101.000.03 101.000.04	480 876 21 480 876 23 480 876 25 480 876 26	4		- Ručka fasadnog prozora 480 876 21 - Elox So (101.000.01) 480 876 23 - RAL9016 (101.000.02) 480 876 25 - RAL9005 (101.000.03) 480 876 26 - RAL9006 (101.000.04)

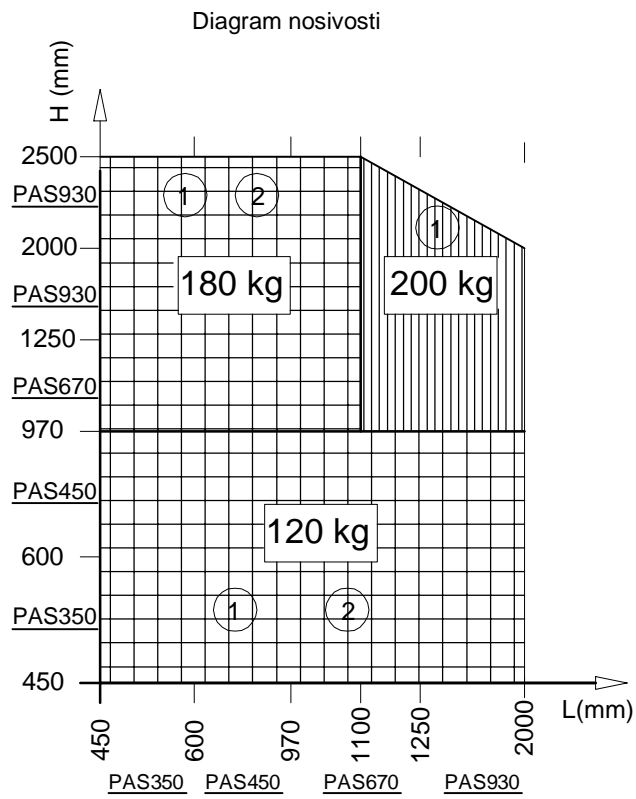
CODE	Kod proizvođača	Makaze fasadnog ventusa	Opis	Materijal	Proizvođač
133.000	030 956 00		visina 1500-2000mm širina <1750mm težina <120 kg kut otvaranja - 15°	Inox	E. Notter
133.001	030 955 00		visina 1100-1600mm širina <1750mm težina <105 kg kut otvaranja - 19°	Inox	E. Notter
133.002	030 954 00		visina 500-1200mm širina <1750mm težina <80 kg kut otvaranja - 25°	Inox	E. Notter

Dijagram nosivosti makaza Eugen Notter



CODE	Kod proizvođača	Makaze paralelnog otvaranja	Opis	Materijal	Proizvođač
133.101	6-34810-00-9-8	PAS350 	visina 380-500 mm težina < 100 kg Ručka - 150 mm Motor - 180 mm	Inox	G-U
133.102	6-34811-00-9-8	PAS450 	visina 480-720 mm težina < 100 kg Ručka - 150 mm Motor - 250 mm	Inox	G-U
133.103	6-34812-00-9-8	PAS670 	visina 700-1100 mm težina < 200 kg Ručka - 150 mm Motor - 180 mm	Inox	G-U
133.104	6-34813-00-9-8	PAS930 	visina 960-2000 mm težina < 200 kg Ručka - 150 mm Motor - 250 mm	Inox	G-U

Dijagram nosivosti makaza G-U



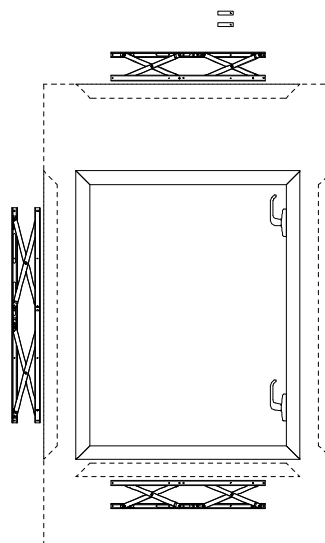
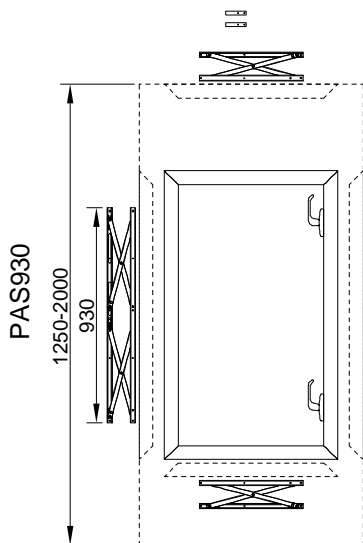
① — Otvaranje elektromotorom

② — Ručno otvaranje


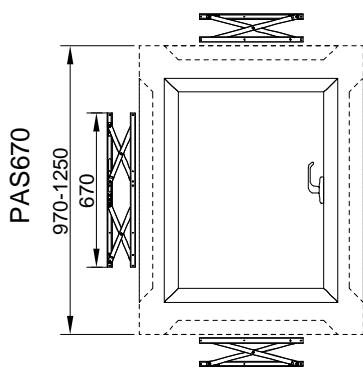
2x HB2 graničnik staviti na 150 mm jedan sa svake strane okvira

2x HB2 graničnik staviti na 150 mm jedan sa svake strane okvira

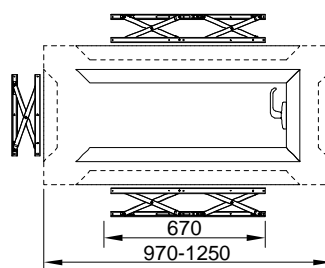
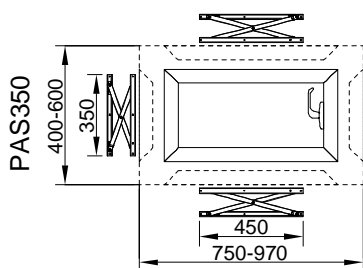
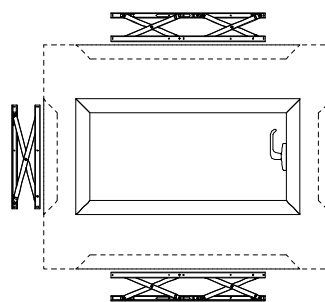
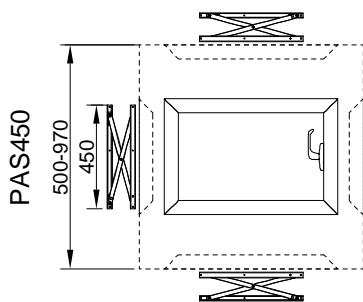
IZBOR SCHEMA ZA RUČNO PARALELNO OTVARANJE



dvije ručke prema dolje



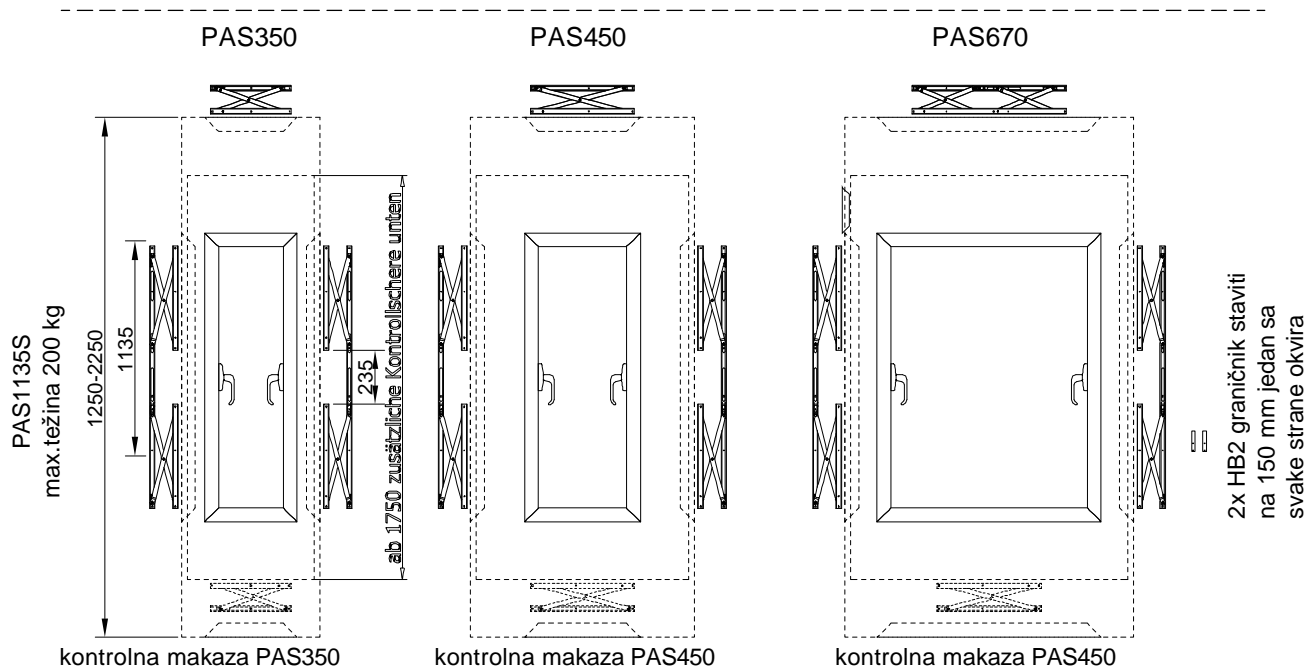
jedna ručka prema dolje



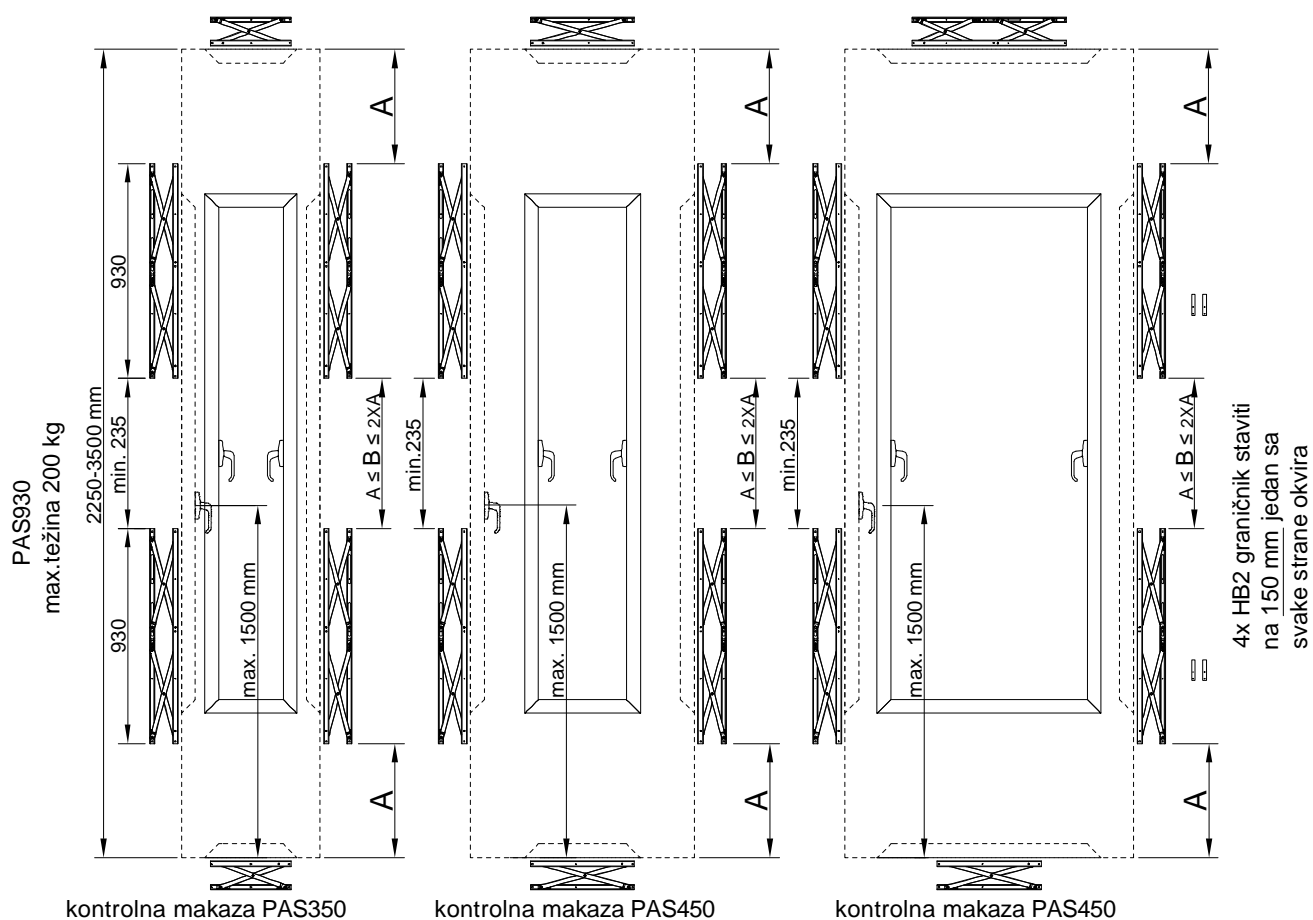
PAS450
max.težina 100 kg

PAS450
max.težina 200 kg

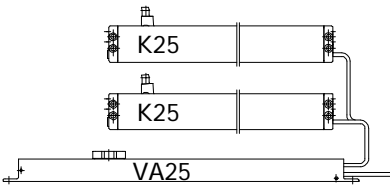
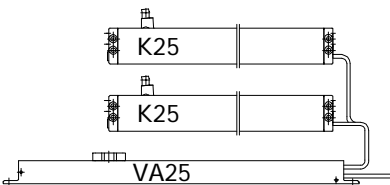
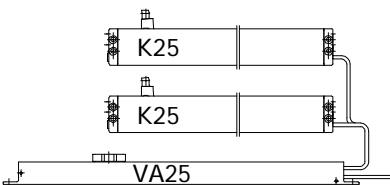
IZBOR SHEMA ZA RUČNO PARALELNO OTVARANJE

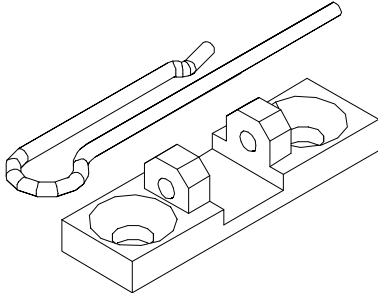
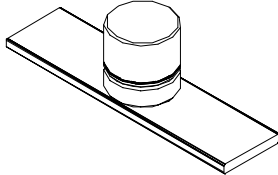
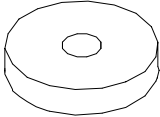
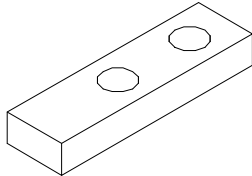


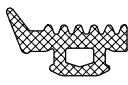
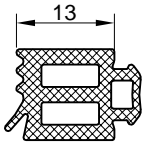
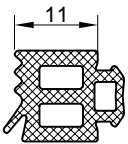
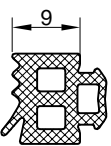
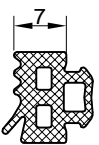
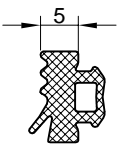
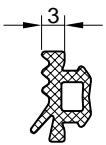
dvije ručke na bočnim stranama

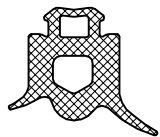
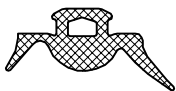

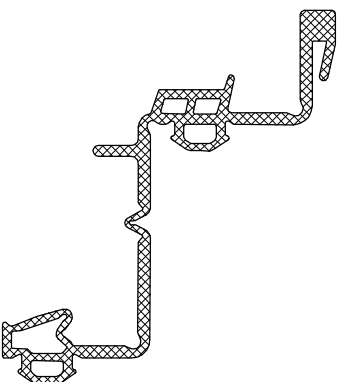





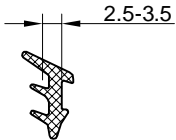
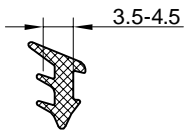


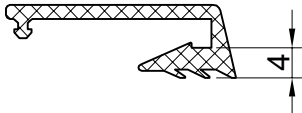
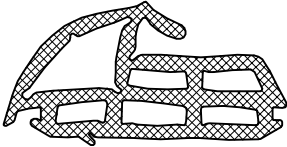
- zaključavanja ne smije prekoračiti visinu od 1500 mm

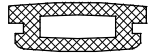
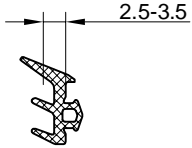
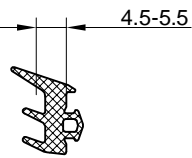
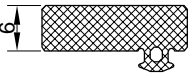
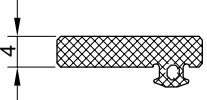
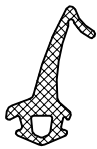
CODE	Kod proizvođača	Motor fasadnog prozora	Opis	Materijal	Proizvođač
142.004	K-17723-20-0-1		<p>K25 Synchro - otvaranje VA 25 - ključanje</p> <p>Hod motora 200 mm</p>		G-U
142.005	K-17723-30-0-1		<p>K25 Synchro - otvaranje VA 25 - ključanje</p> <p>Hod motora 300 mm</p>		G-U
142.006	K-17723-50-0-1		<p>K25 Synchro - otvaranje VA 25 - ključanje</p> <p>Hod motora 500 mm</p>		G-U



CODE	Kod proizvođača	Okov motora	Opis	Materijal	Proizvođač
142.007	K-17632-00-0-1		- Prihvatnik lanca		G-U
142.008	A-02823-00-0-1		- Poveznica klizača i motora za ključanje		G-U
142.009	9-45249-04-0-6		- Podmetač motora za ključanje		G-U
142.010	T-9501-00-0-0		- Podmetač motora za otvaranje		G-U

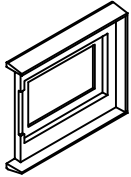
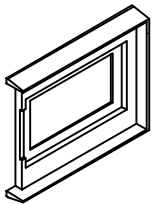
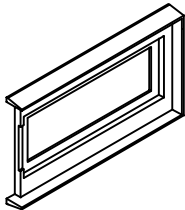
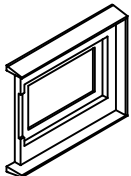
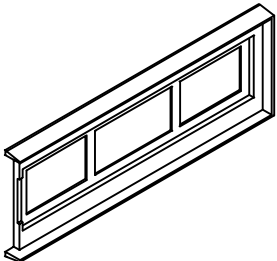
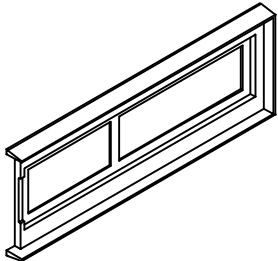
CODE	Izgled-presjek	Opis	Materijal	Tvrdoća (ShA)
351.012		- Brtva prema staklu /vanjska/ nosi 3.5mm - Stara oznaka 02865	EPDM	71
351.017		- Brtva prema staklu /unutarnja/ nosi 13mm - Stara oznaka 02892	EPDM	71
351.016		- Brtva prema staklu /unutarnja/ nosi 11mm - Stara oznaka 02856	EPDM	71
351.015		- Brtva prema staklu /unutarnja/ nosi 9mm - Stara oznaka 02877	EPDM	71
351.014		- Brtva prema staklu /unutarnja/ nosi 7mm - Stara oznaka 1966	EPDM	71
351.013		- Brtva prema staklu /unutarnja/ nosi 5mm - Stara oznaka 02864	EPDM	71
351.011		- Brtva prema staklu /unutarnja/ nosi 3mm - Stara oznaka 02852	EPDM	71

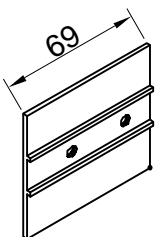
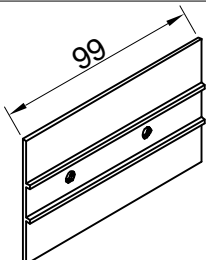
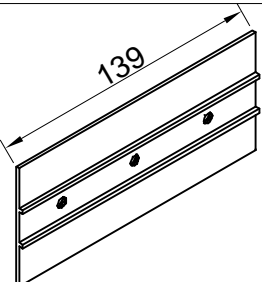
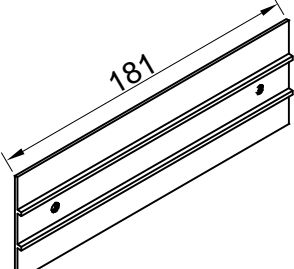

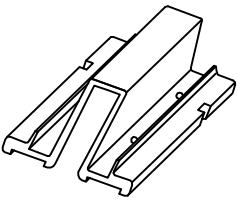
CODE	Izgled-presjek	Opis	Materijal	Tvrdoća (ShA)
351.008		<ul style="list-style-type: none"> - Brtva prema staklu unutarnja, fasada pod kutom - Nosi 11 mm - Stara oznaka 02894 (204 991) 	EPDM	71
351.007		<ul style="list-style-type: none"> - Brtva prema staklu vanjska, fasada pod kutom - Nosi 5 mm - Stara oznaka 02893 (204 992) 	EPDM	71
351.019		<ul style="list-style-type: none"> - Brtva za fasadu 60S+ - Stara oznaka 200339-S (07018) 	Silicon	71
351.018		<ul style="list-style-type: none"> - Brtva u ramu 60S - Stara oznaka 02984 (200341) 	EPDM	71
351.021		<ul style="list-style-type: none"> - Brtva u krilu fasade 60S - Stara oznaka 02753 (ART-0772) 	EPDM	71
321.001		<ul style="list-style-type: none"> - Brtva u krilu - Stara oznaka 210.001.090 (Z106) 	EPDM	61

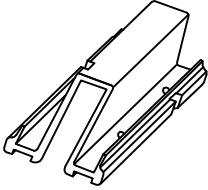
CODE	Izgled-presjek	Opis	Materijal	Tvrdoća (ShA)
350.001		- Brtva prema staklu /vanjska/ nosi 3.5mm - Stara oznaka OFN2762 (200411)	EPDM	71
311.001		- Brtva prema staklu /unutarnja/ - Stara oznaka 210.001.125 (921)	EPDM	71
311.002		- Brtva prema staklu /unutarnja/ - Stara oznaka 210.001.123 (918)	EPDM	71
355.002		- Brtva na okomici prema vodoravnici - Stara oznaka 217 587	EPDM	71
322.004		- Brtva na profilu FT-0125 - Stara oznaka AT 1304	EPDM	71
322.001		- Brtva u krilu-vanjska - Stara oznaka 020075	EPDM	61
331.004		- Srednja brtva - Stara oznaka SB85-01	EPDM	61

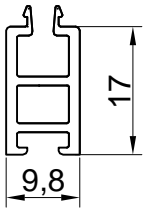
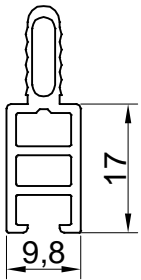
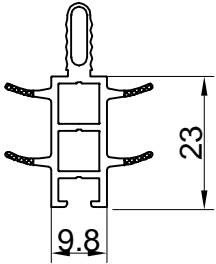
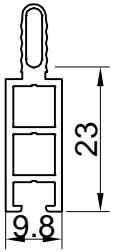
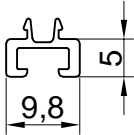
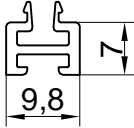
CODE	Izgled-presjek	Opis	Materijal	Tvrdoća (ShA)
354.008		- Brtva za poklopnu lajsnu FM 58/12 - Stara oznaka 200 401	EPDM	71
321.002		- Brtva prema staklu /vanjska/ - Stara oznaka 210.001.140 (Z111)	EPDM	61
321.003		- Brtva prema staklu /vanjska/ - Stara oznaka 210.001.142 (Z113)	EPDM	61
354.011		- Brtva u profilu FT-0261 - Stara oznaka 200 500	EPDM	71
354.010		- Brtva u profilu FT-0261 - Stara oznaka 200 501	EPDM	71
354.009		- Brtva u profilu FT-0261 - Stara oznaka 200 502	EPDM	61
331.003		- Srednja brtva - Stara oznaka 210.001.091 (Z 101)	EPDM	61

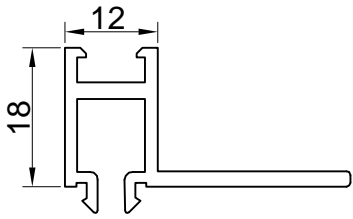
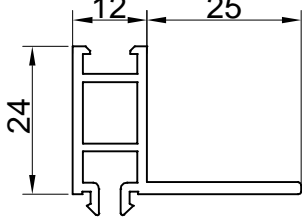
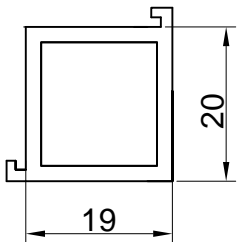
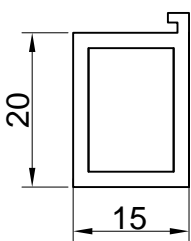
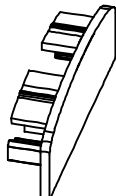
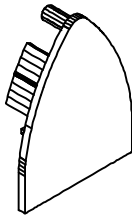
CODE	Izgled-presjek	Opis	Materijal	Tvrdća (ShA)
351.001		- Brtva u profilu rama FT-0161 /unutarnja/	EPDM	71
351.002		- Brtva u profilu krila FT-0164	EPDM	61
351.003		- Brtva u profilu rama FT-0161 /vanjska/	EPDM	61
351.004		- Brtva u profilu rama FT-0161 /vanjska/	EPDM	71

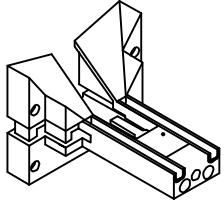
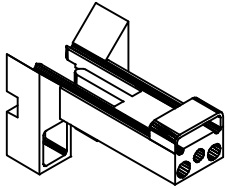
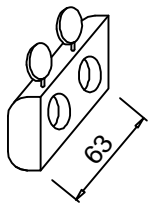
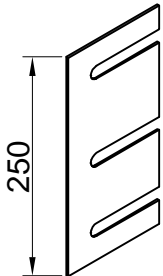
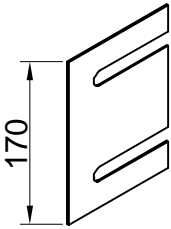
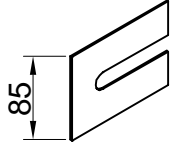
CODE	Izgled-presjek	Opis	Materijal	Nap.
365.015		- Gumeni odstojnik za vodoravnicu FMV 60/88 - Stara znaka DG 1	EPDM	
365.016		- Gumeni odstojnik za vodoravnicu FMV 60/114 - Stara oznaka DG 1A	EPDM	
365.017		- Gumeni odstojnik za vodoravnicu FMV 60/156 - Stara oznaka DG 1B	EPDM	
365.018		- Gumeni odstojnik trećeg nivoa za vodoravnicu FMP 60/88 - Stara oznaka DG 1C	EPDM	
365.019		- Gumeni odstojnik trećeg nivoa za vodoravnicu FMP 60/200 - Stara oznaka DG 1D	EPDM	
365.020		- Gumeni odstojnik trećeg nivoa za vodoravnicu FMP 60/198 - Stara znaka DG 1E	EPDM	

CODE	Izgled-presjek	Opis	Materijal	Nap.
365.021		- Ravni gumeni odstojnik za vodoravnicu FMV 60/88 - Stara znaka DG 2	EPDM	
365.022		- Ravni gumeni odstojnik za vodoravnicu FMV 60/114 - Stara oznaka DG 2A-60	EPDM	
365.023		- Ravni gumeni odstojnik za vodoravnicu FMV 60/156 - Stara oznaka DG 2B	EPDM	
365.024		- Ravni gumeni odstojnik za vodoravnicu FMV 60/198 - Stara oznaka DG 2C	EPDM	
365.025		- Ravni gumeni odstojnik za vodoravnicu FMV 60/41 - Stara oznaka DG 2D	EPDM	
365.026		- Gumeni umetak za prebacivanje kapljevina na spoju okomica - Stara znaka OS 301	EPDM	

CODE	Izgled-presjek	Opis	Materijal	Nap.
365.027		<ul style="list-style-type: none"> - Gumeni umetak za prebacivanje kapljevina na spoju okomica (treći nivo) - Stara znaka OS 601 	EPDM	

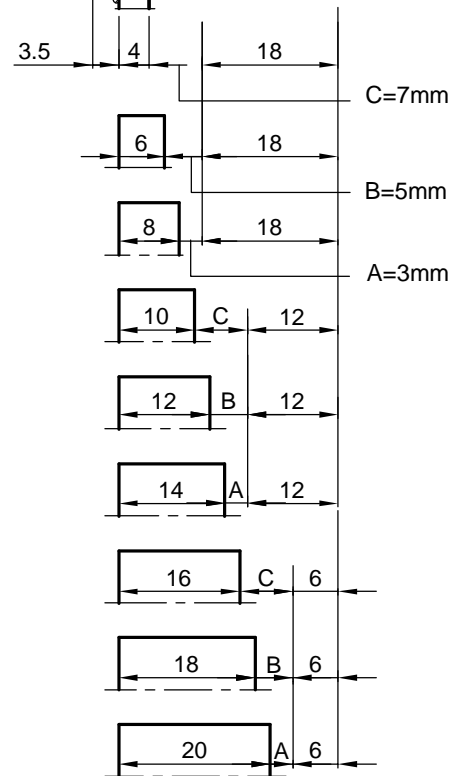
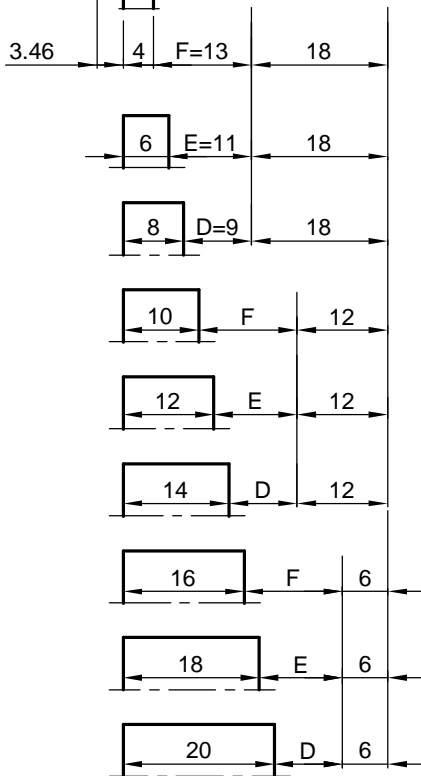
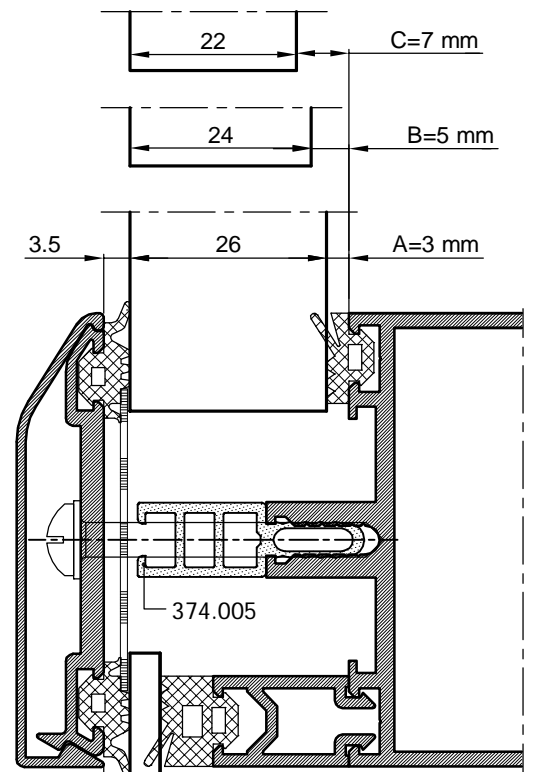
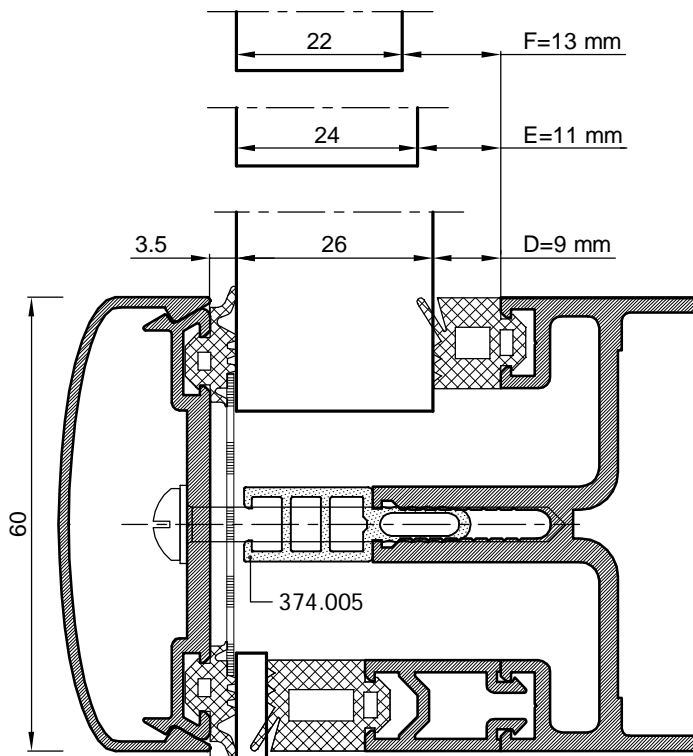
CODE	Izgled-presjek	Opis	Materijal	Nap.
374.004		- Poliamid 17 mm - Stara oznaka 505.0817.6	Poliamid	
374.005		- Poliamid 17 mm - Stara oznaka 505.0817.6/S	Poliamid	
374.006		- Poliamid 23 mm - Stara oznaka 505.0823.6	Poliamid	
374.007		- Poliamid 23 mm - Stara oznaka 505.0823.6/S	Poliamid	
374.008		- Poliamid 5 mm - Stara oznaka 505.0805.6	Poliamid	
374.009		- Poliamid 7 mm - Stara oznaka 505.0807.6	Poliamid	

CODE	Izgled-presjek	Opis	Materijal	Nap.
374.010		<ul style="list-style-type: none"> - PVC distancer - Stara oznaka PI-10-11 	PVC	
374.011		<ul style="list-style-type: none"> - PVC distancer - Stara oznaka PI-10-12 	PVC	
374.012		<ul style="list-style-type: none"> - PVC distancer - Stara oznaka PI-102 	PVC	
374.013		<ul style="list-style-type: none"> - PVC distancer - Stara oznaka PI-103 	PVC	
373.012		<ul style="list-style-type: none"> - Čep za profil FM 60/20 - Stara znaka PI-Z-60/20 	PVC	
373.004		<ul style="list-style-type: none"> - Čep za profil FM 60/80 - Stara znaka PI-Z-60/80 	PVC	

CODE	Izgled-presjek	Opis	Materijal	Nap.
375.005		<ul style="list-style-type: none"> - Plastični umetak za izvod kondenzata i ventiliranje - Stara znaka PL-UIK-60/1 	PVC	
375.006		<ul style="list-style-type: none"> - Plastični umetak za izvod kondenzata i ventiliranje (kada se koristi treći nivo) - Stara znaka PL-UIK-60/2 	PVC	
374.015		<ul style="list-style-type: none"> - Držać stakla - Stara znaka PL-D/63 	PVC	
374.022		<ul style="list-style-type: none"> - Podmetač Al. nosača 250 mm - Stara oznaka PN-KF-250 	PVC	
374.023		<ul style="list-style-type: none"> - Podmetač Al. nosača 170 mm - Stara oznaka PN-KF-170 	PVC	
371.006		<ul style="list-style-type: none"> - Podmetač Al. nosača 80 mm - Stara oznaka PN-KF-85 	PVC	

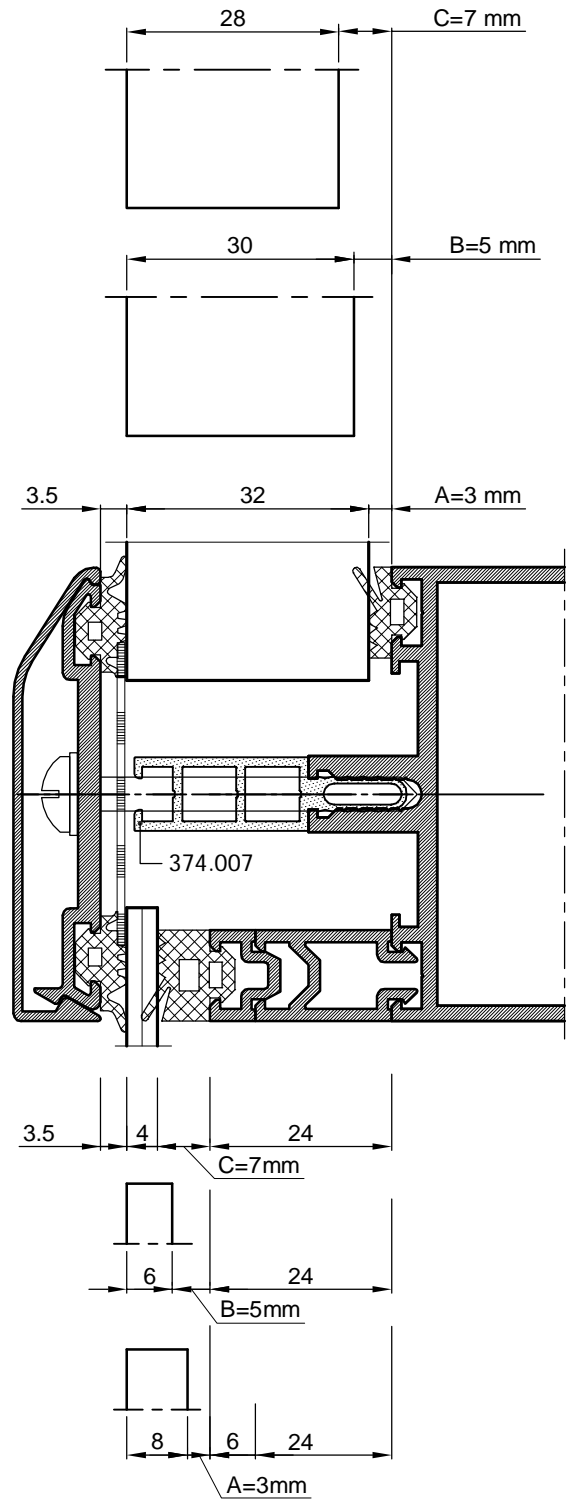
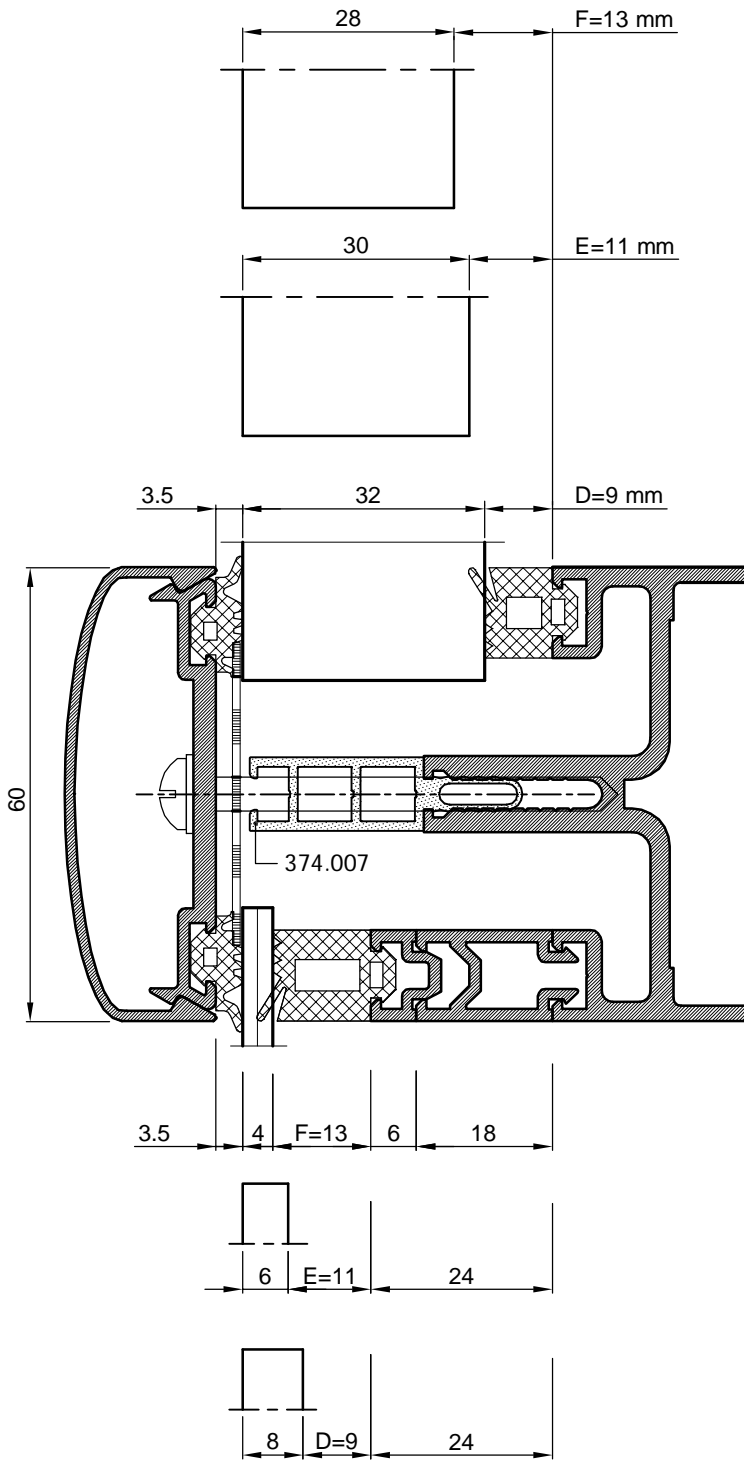
Okomica

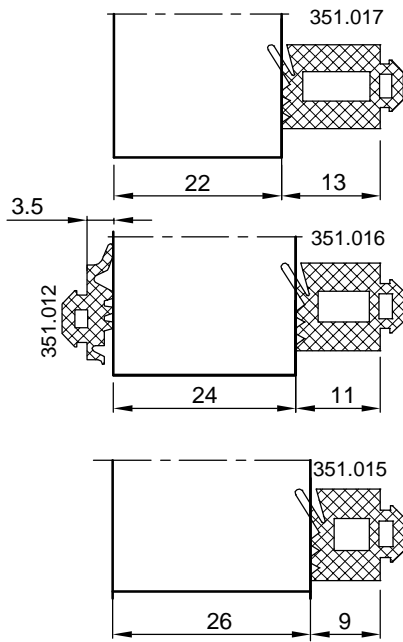
Vodoravnica



Okomica

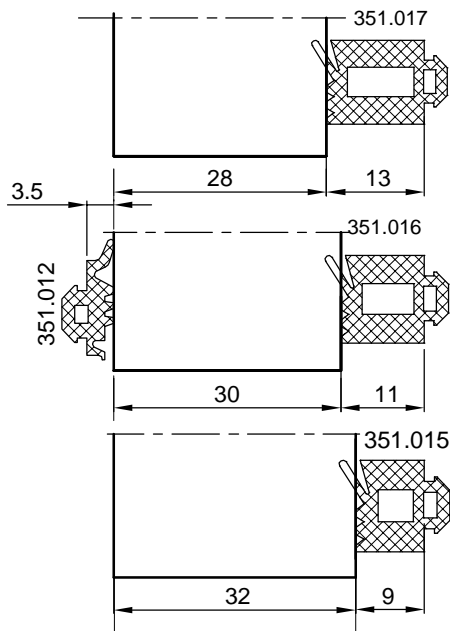
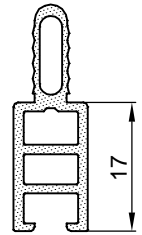
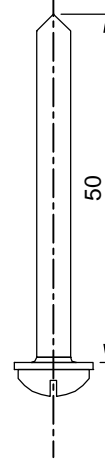
Vodoravnica





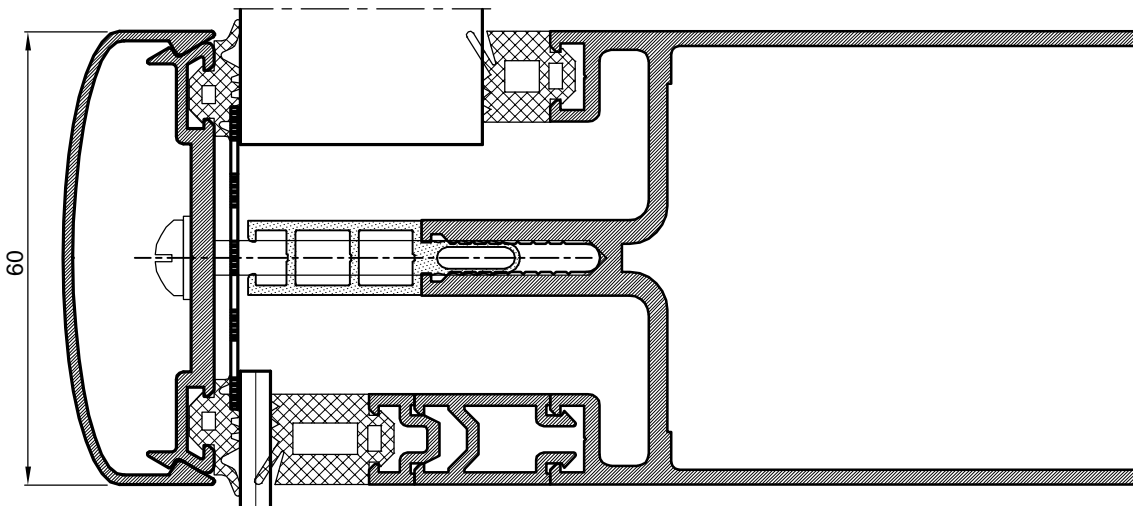
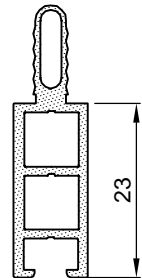
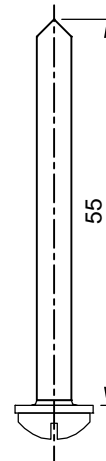
prokromski vijak
4.8x50 DIN 7981 sa podloškom

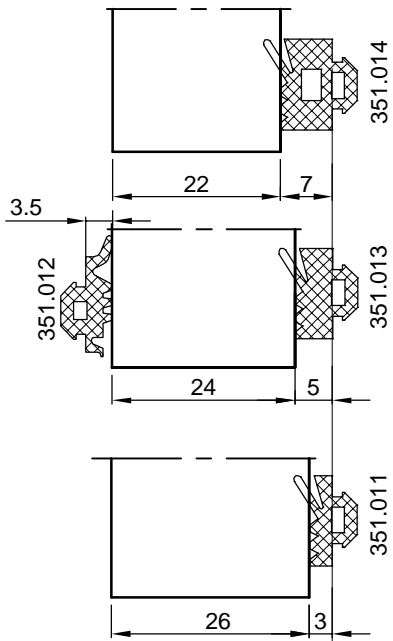
374.005



prokromski vijak
4.8x55 DIN 7981 sa podloškom

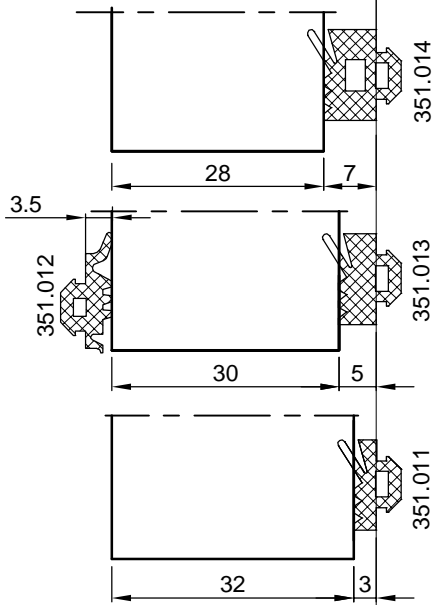
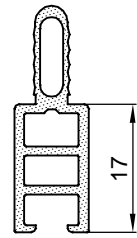
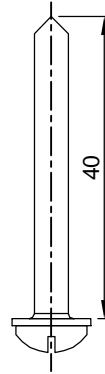
374.007





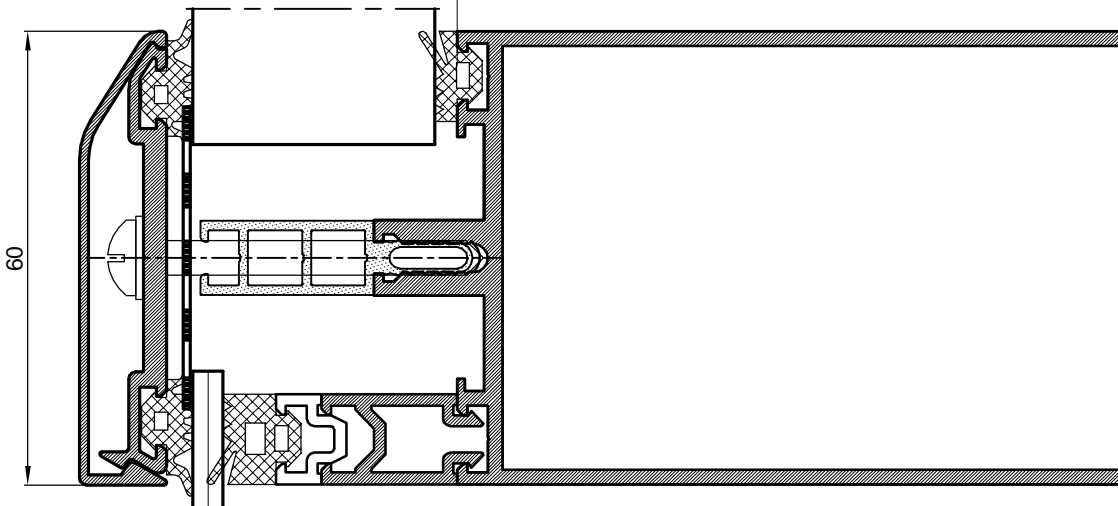
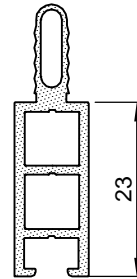
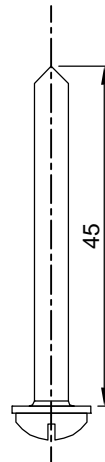
prokromski vijak
4.8x40 DIN 7981 s podloškom

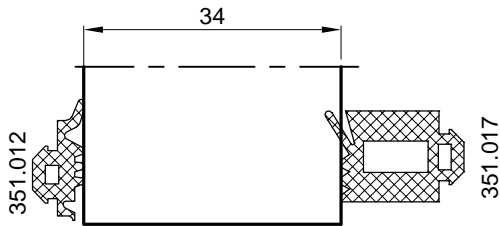
374.005



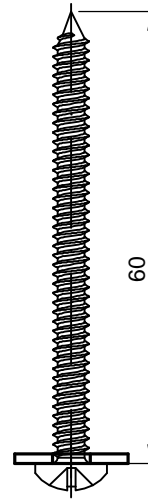
prokromski vijak
4.8x45 DIN 7981 s podloškom

374.007

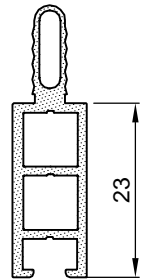




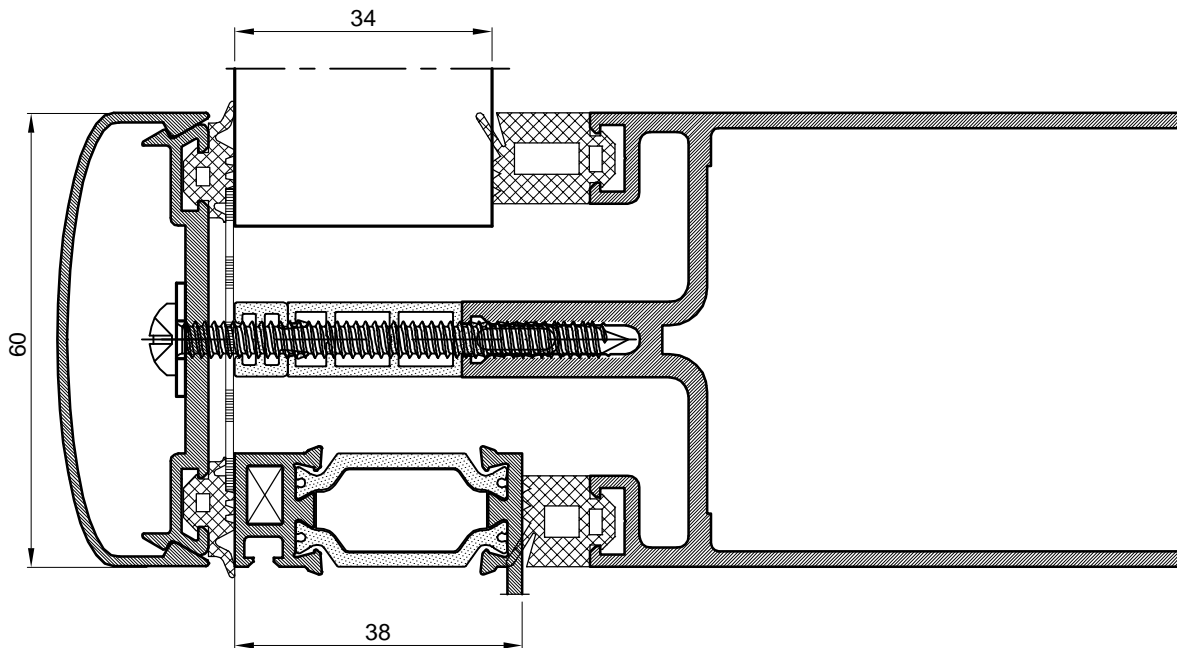
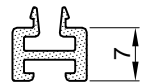
prokromski vijak
4.8x60 DIN 7981 sa podloškom
Ø15/Ø5.3 DIN 9021

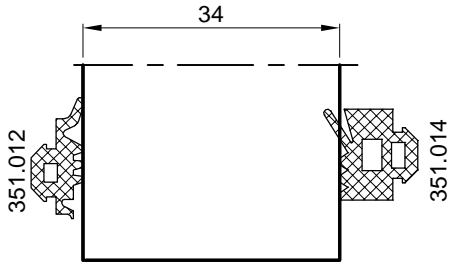


374.007

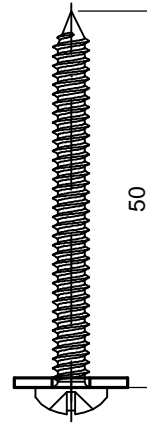


374.009

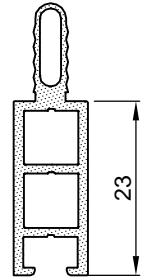




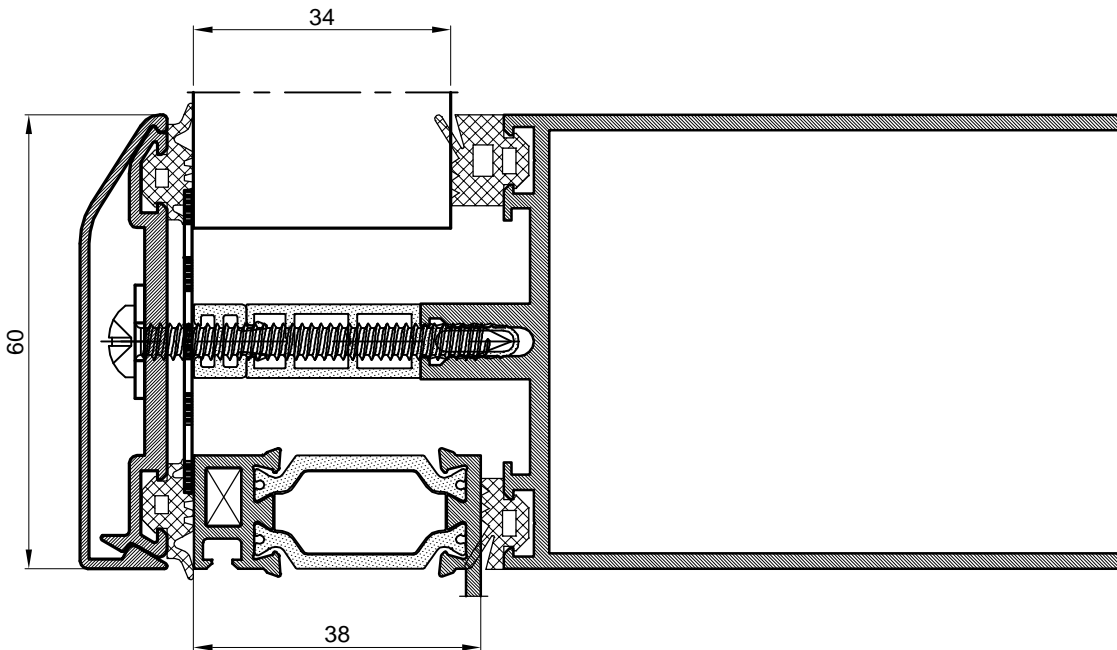
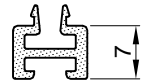
prokromski vijak
4.8x50 DIN 7981 sa podloškom
Ø15/Ø5.3 DIN 9021

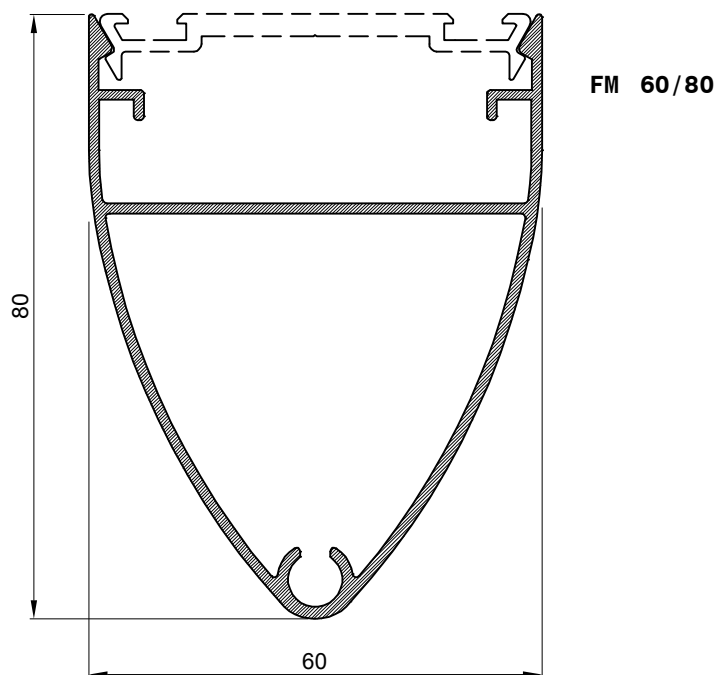
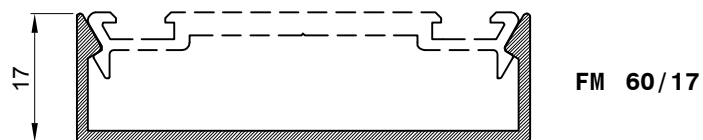
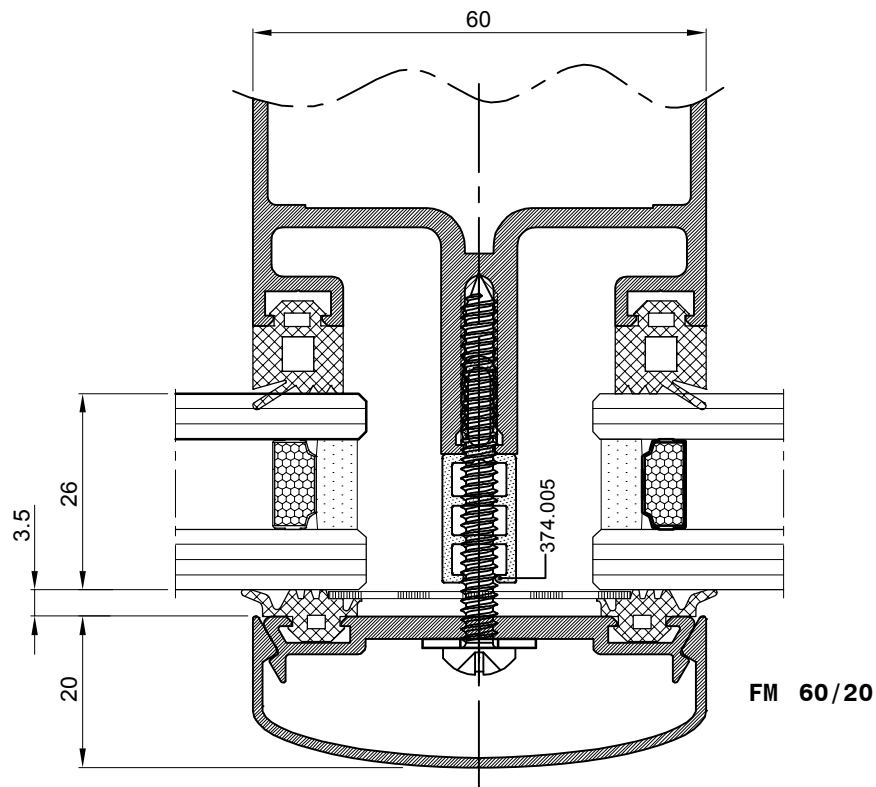
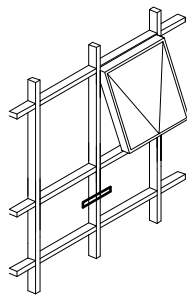


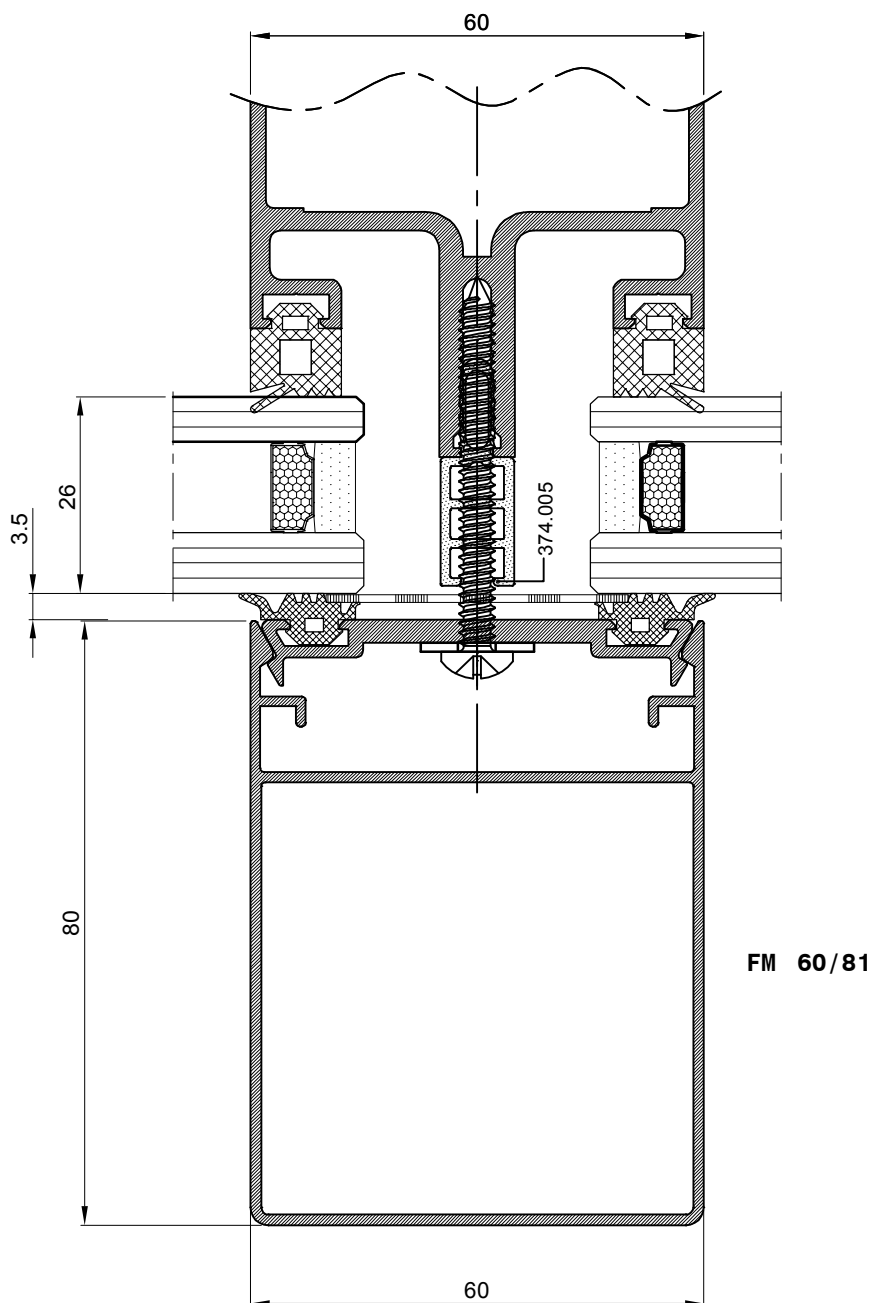
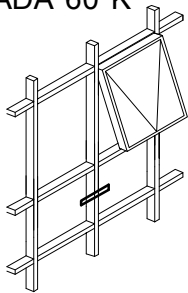
374.007

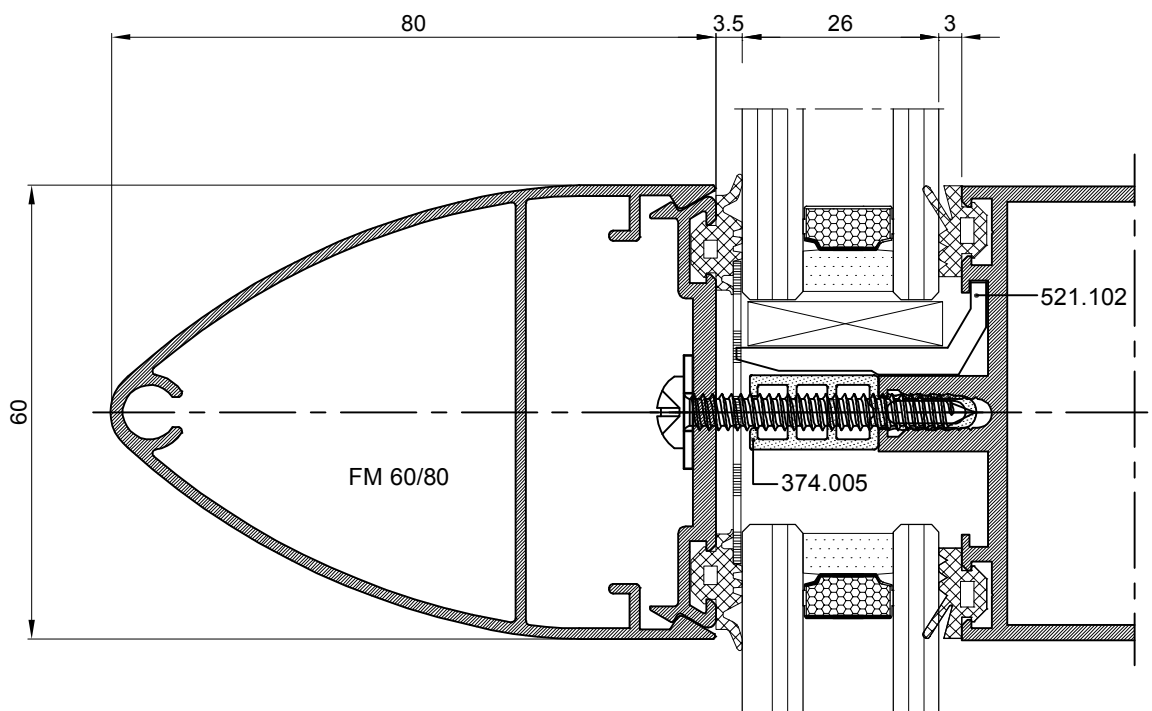
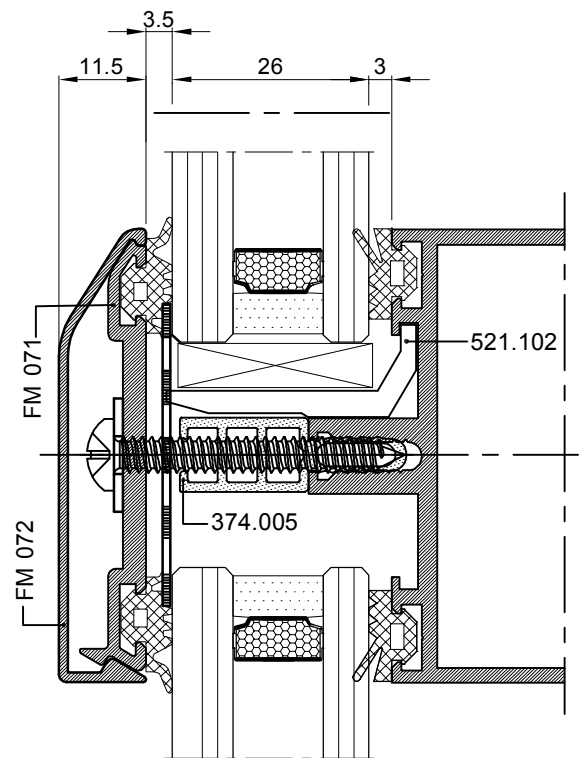
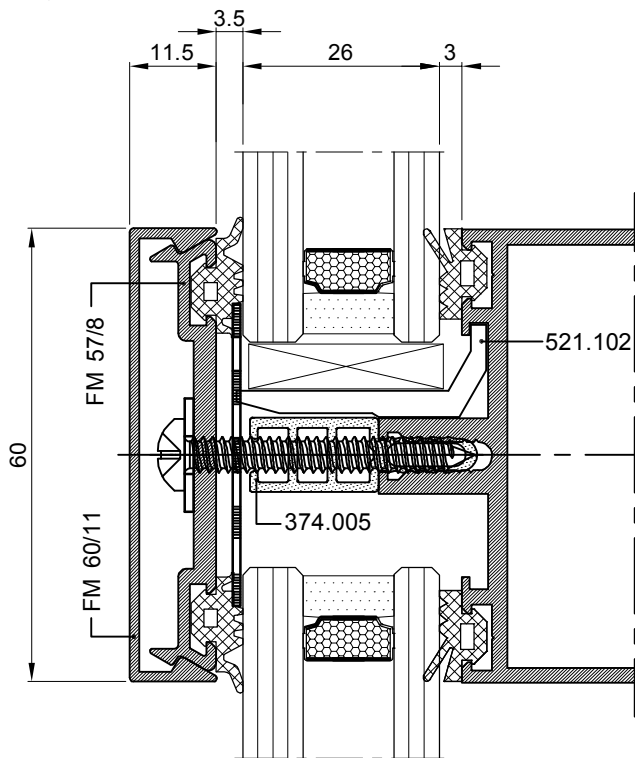
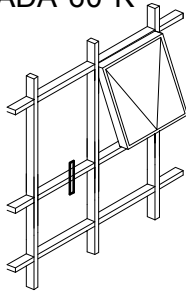


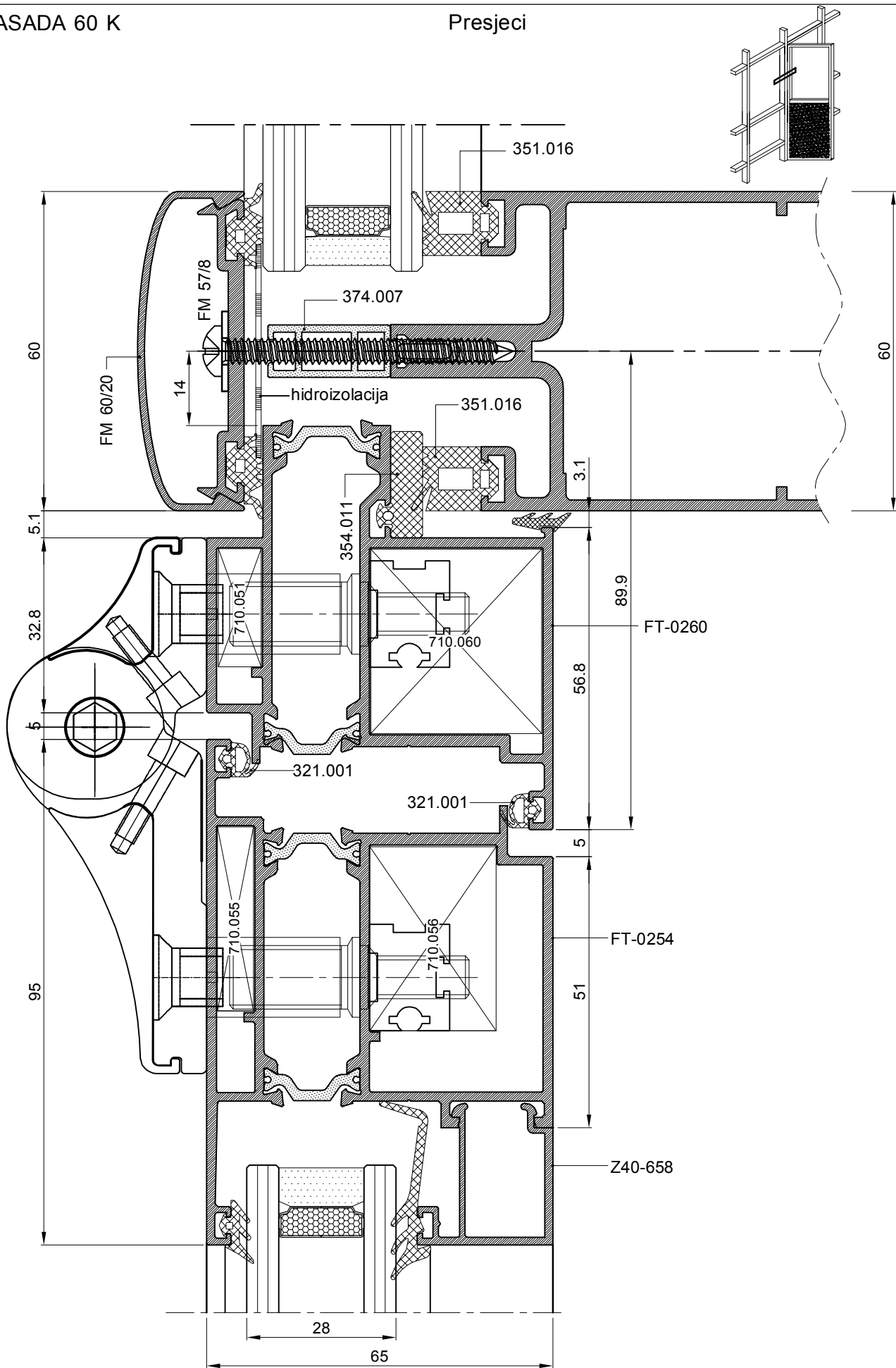
374.009

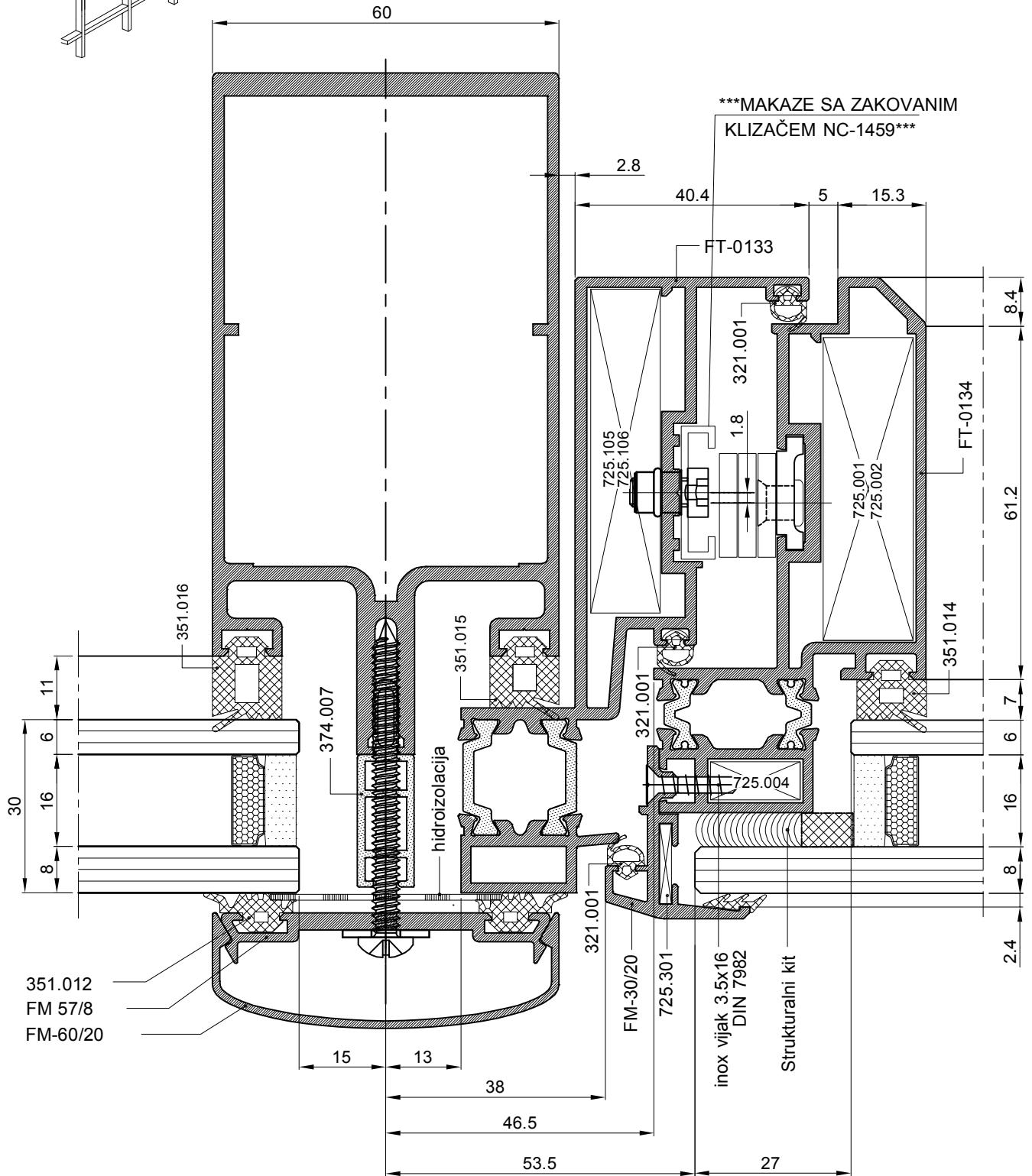
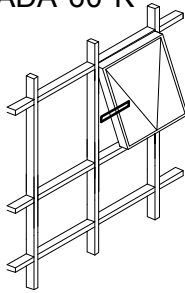




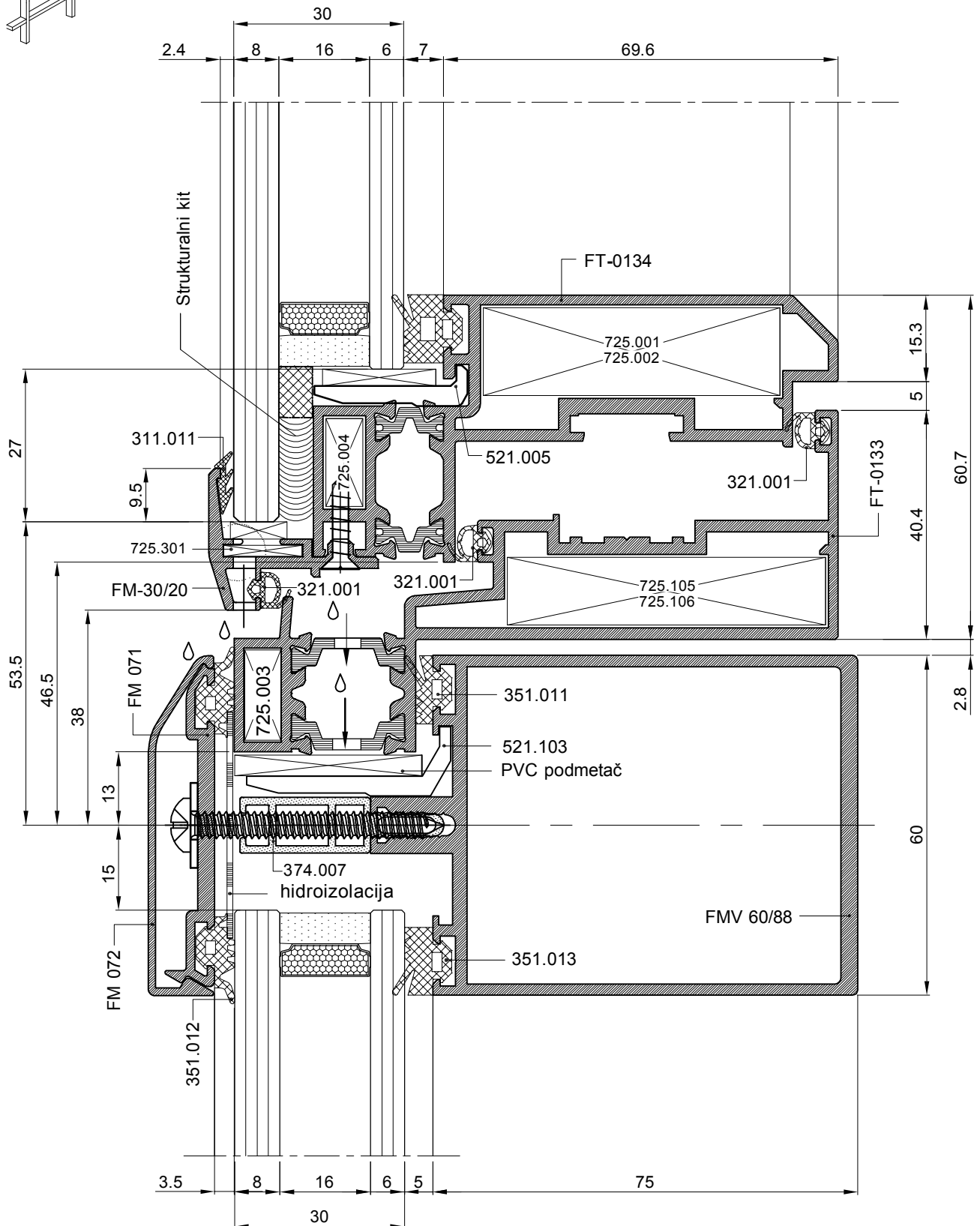
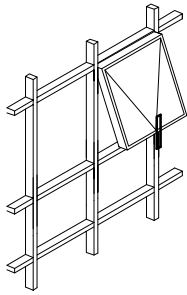


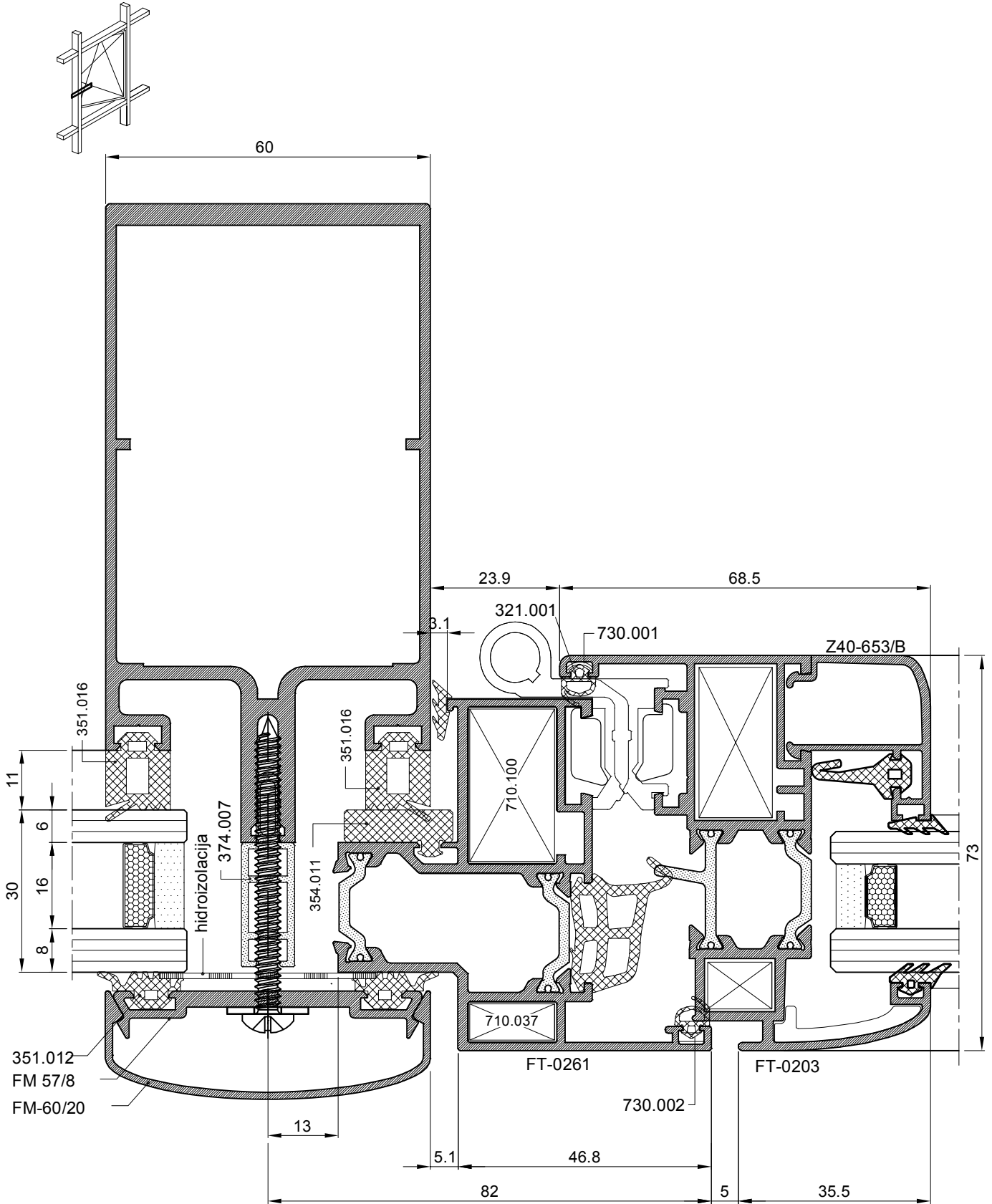


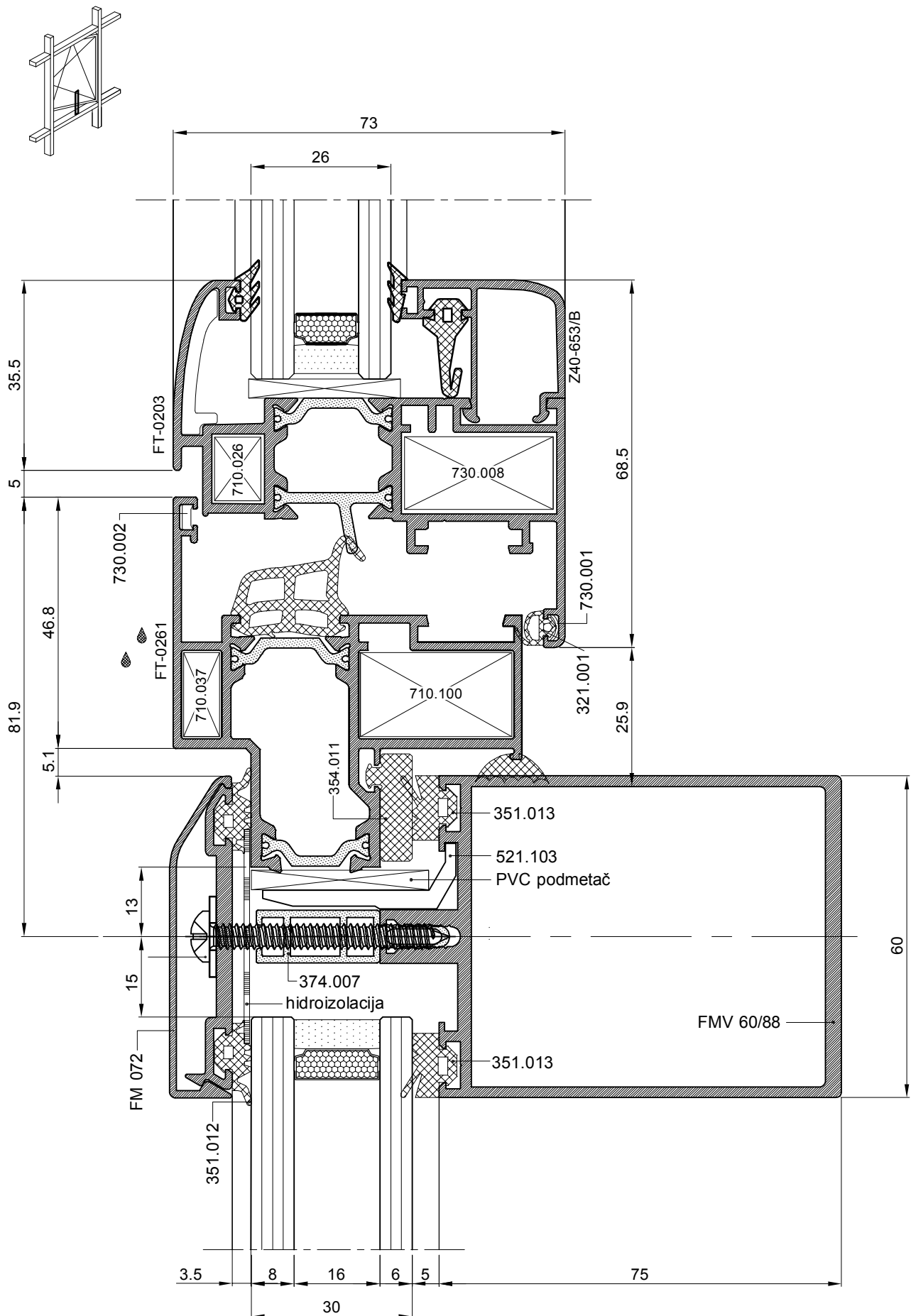


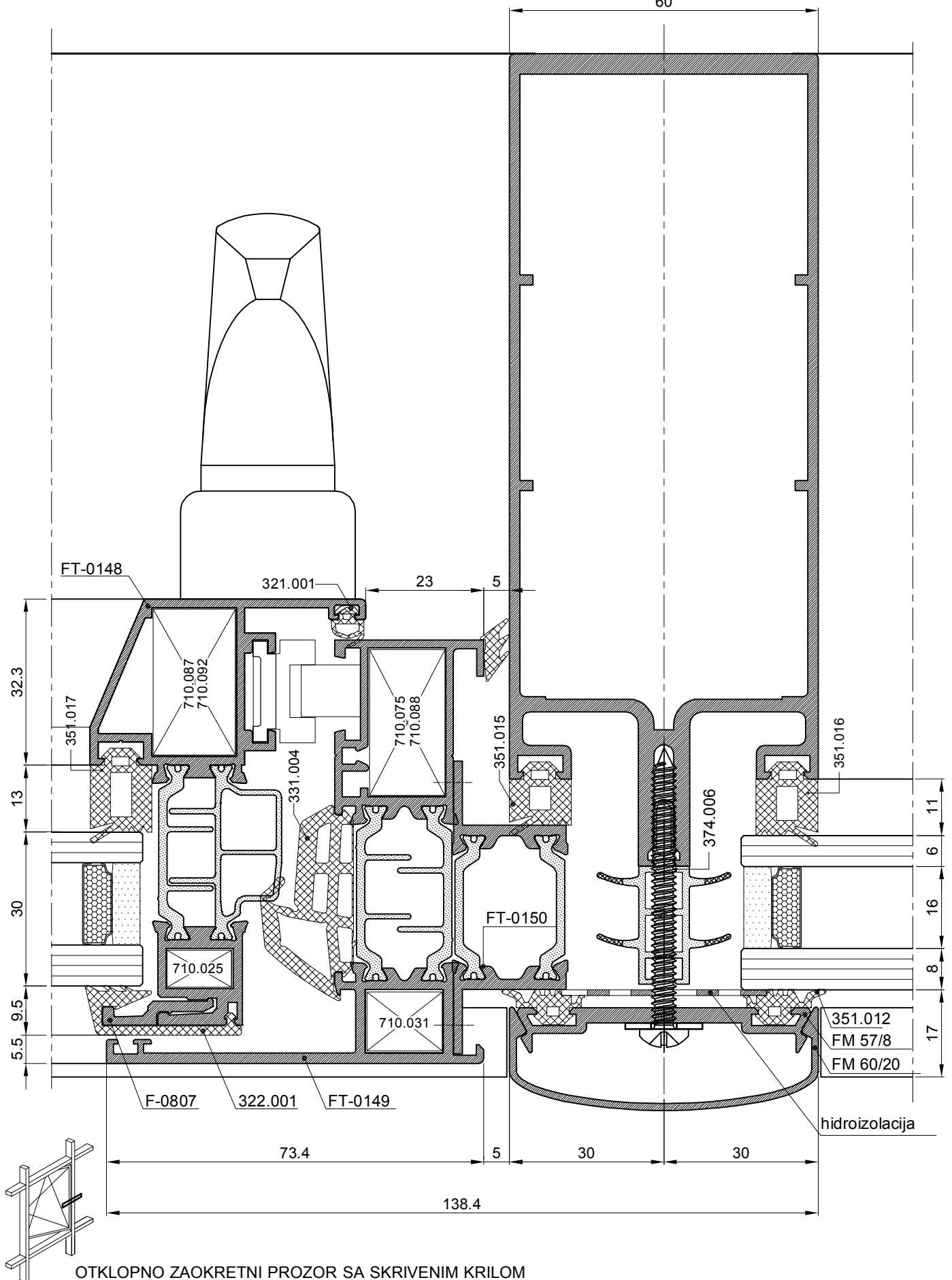


MAKAZE SA ZAKOVANIM KLIZAČEM NC-1459

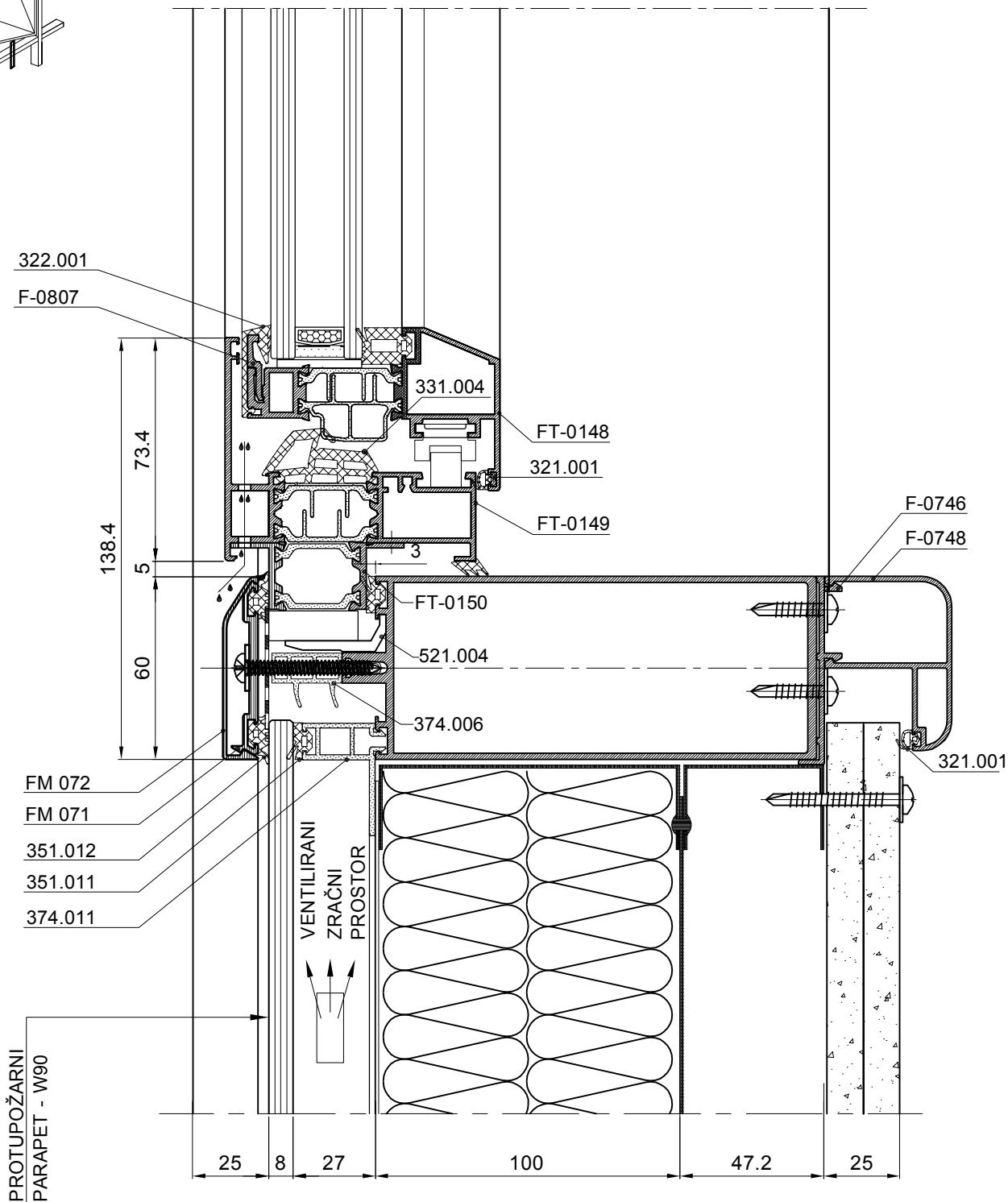
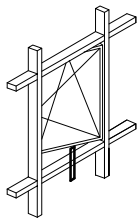




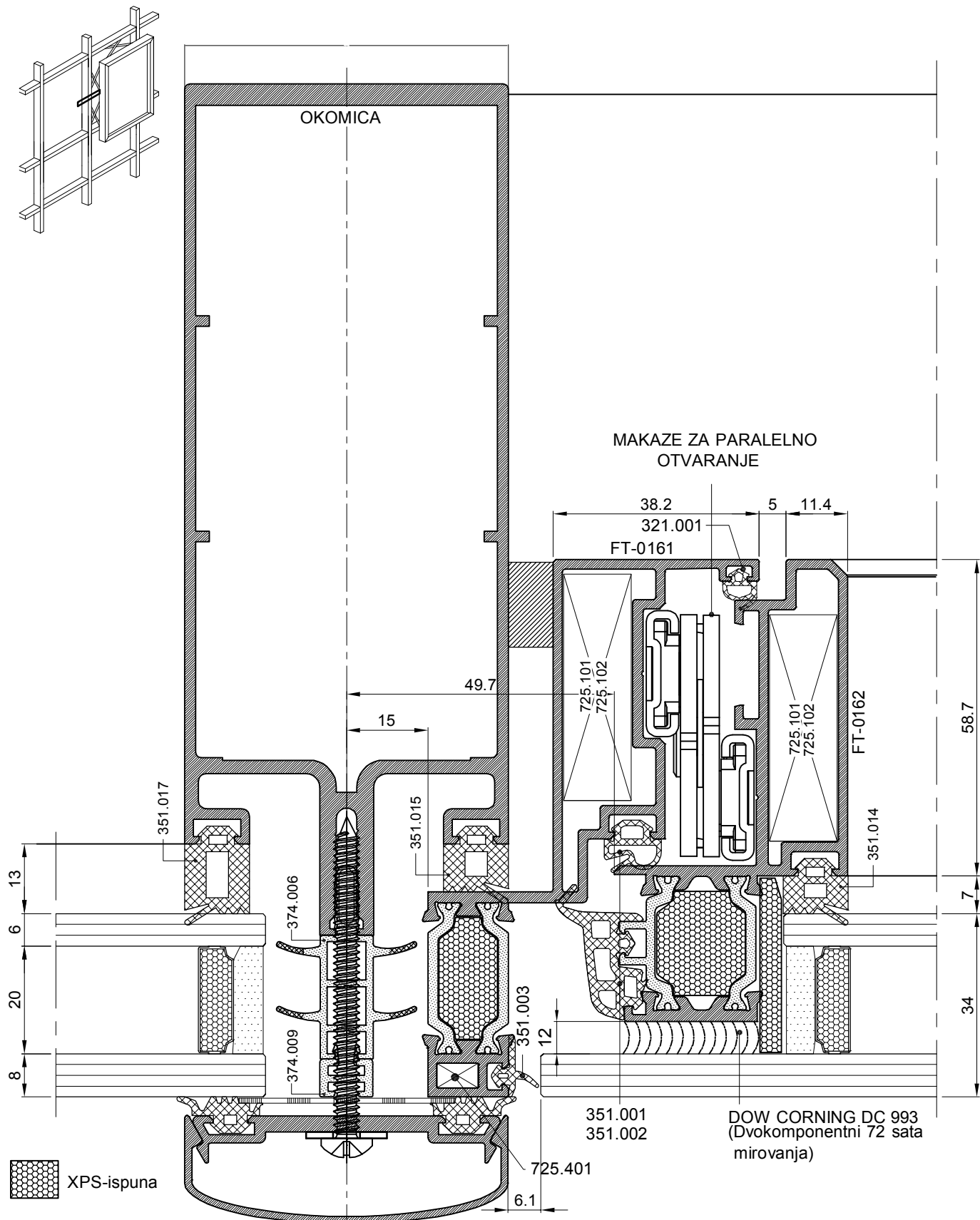




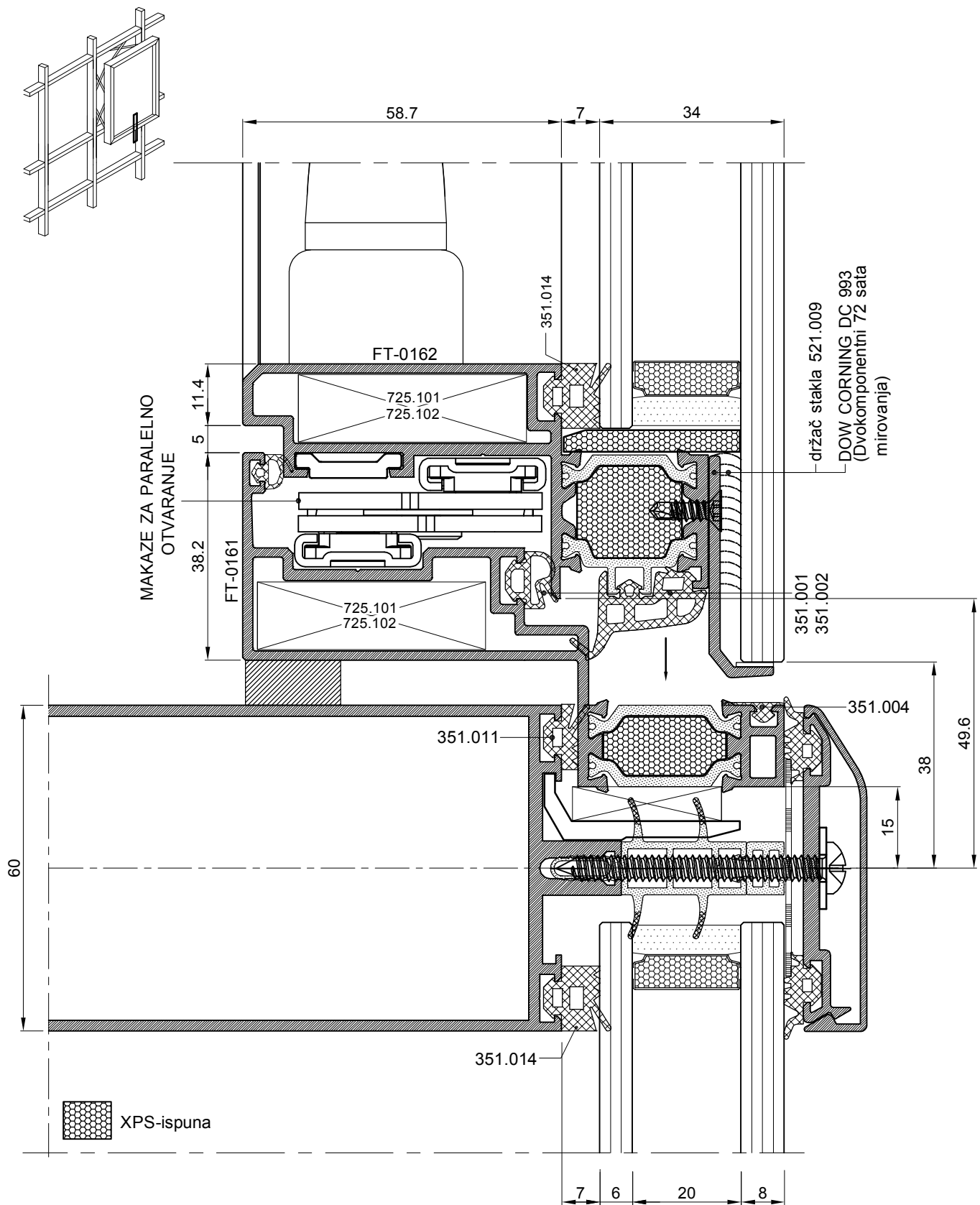
OTKLOPNO ZAOKRETNI PROZOR SA SKRIVENIM KRILOM



- KALJENO STAKLO 8mm-emajlirano
- VENTILIRANI ZRAČNI PROSTOR 27mm
- POCINČANI ČELIČNI LIM 0,8mm
- KAMENA VUNA 2x50mm (90kg/m3)
- POCINČANI ČELIČNI LIM 0,8mm (U ČELIČNOM OKVIRU)
- PROTUPOŽARNI KNAUF 2x12,5mm

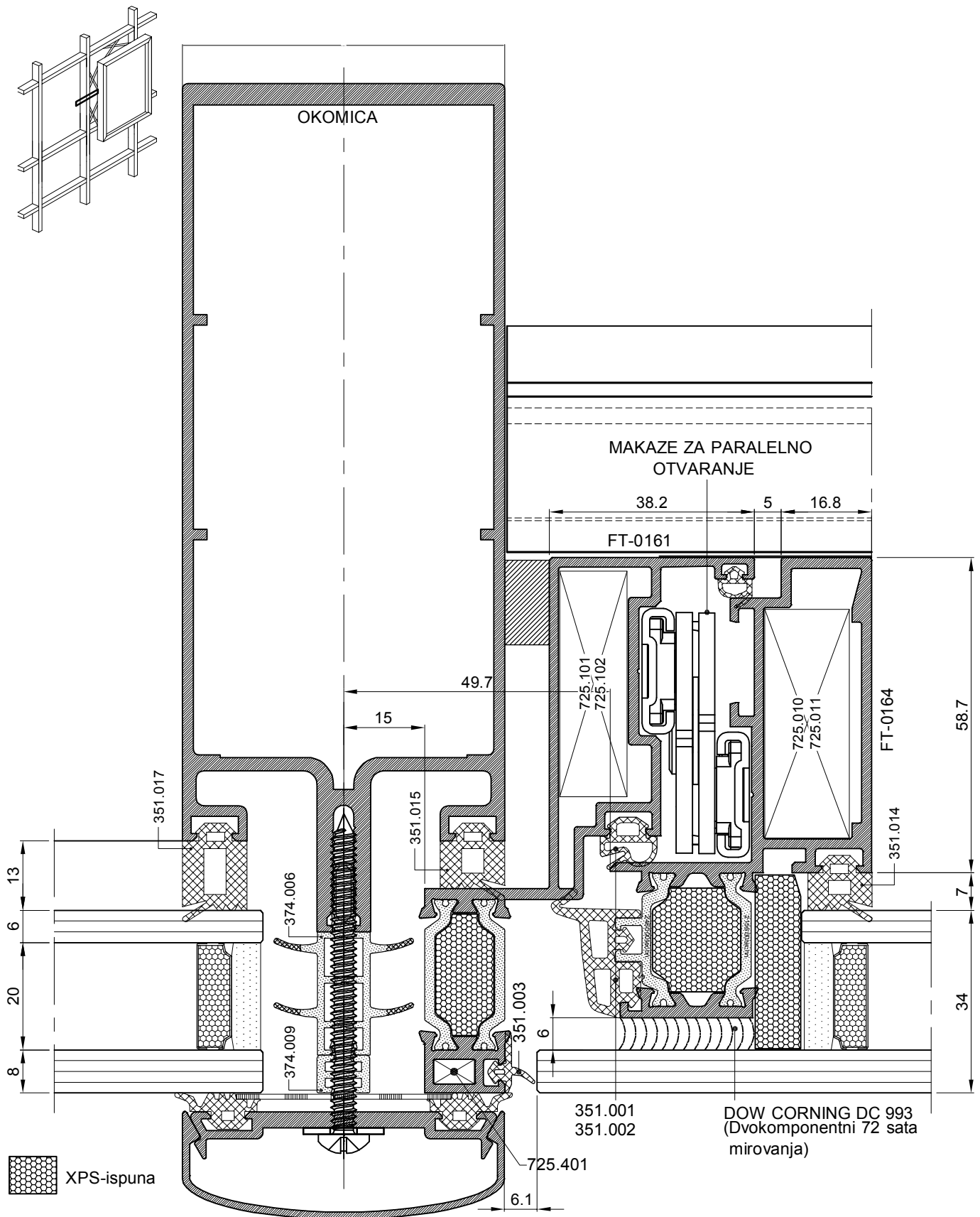


**VANJSKA STRANA PROFILA FT-0162 NA KOJU SE LIJEPI STAKLO MORA BITI ELOXIRANA U S-10 NE STARIJA OD 6 MJESECI
 DEBLJINA STRUKTURALNOG KITA 6mm
 Uf= 2.40 W/m2K

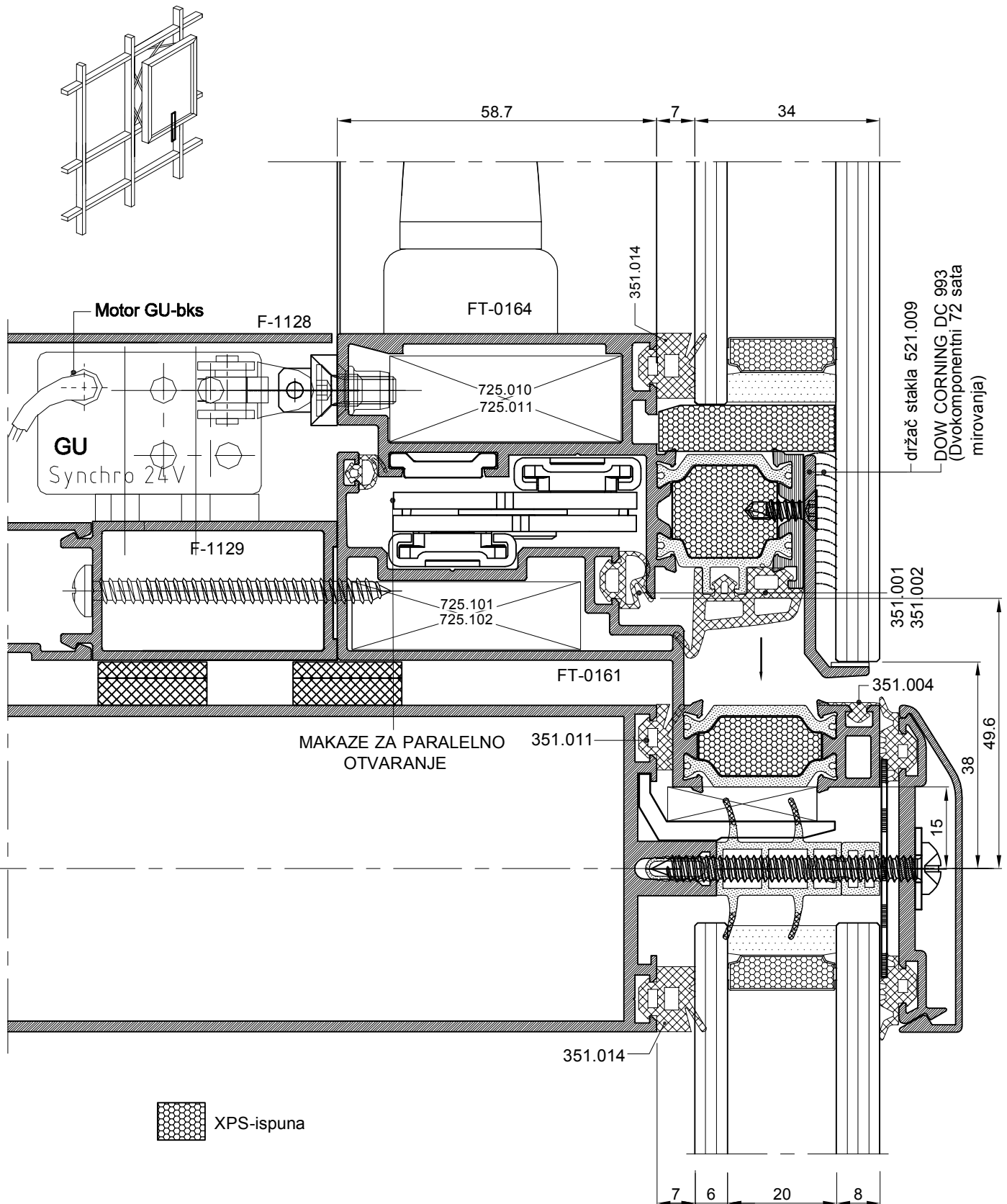


**VANJSKA STRANA PROFILA FT-0162 NA KOJU SE LIJEPI STAKLO MORA BITI ELOXIRANA U S-10 NE STARIJA OD 6 MJESECI

DEBLJINA STRUKTURALNOG KITA 6mm
Uf= 2.40 W/m2K

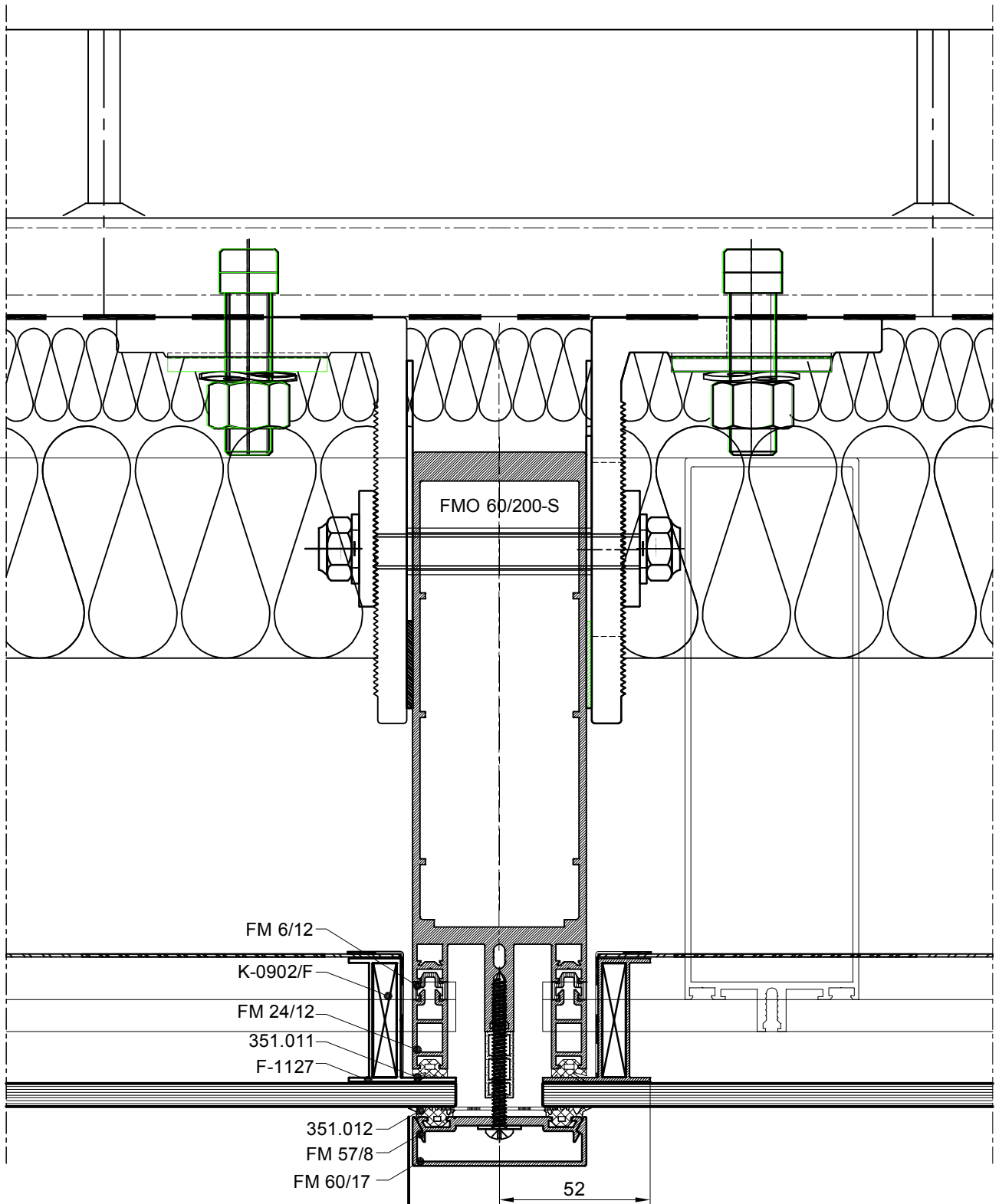
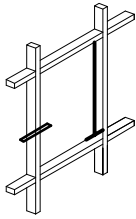


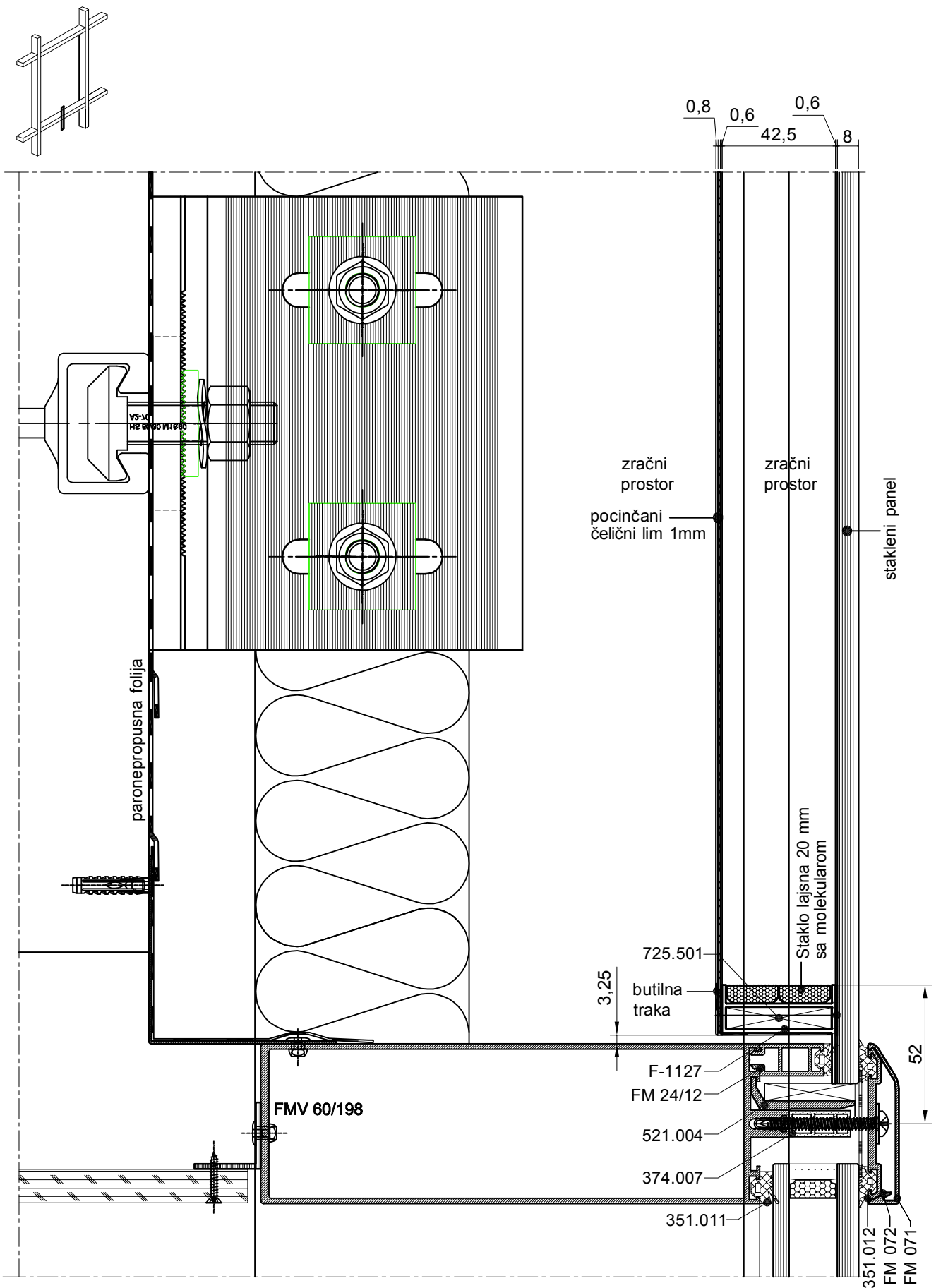
**VANJSKA STRANA PROFILA FT-0164 NA KOJU SE LIJEPI STAKLO MORA BITI ELOXIRANA U S-10 NE STARIJA OD 6 MJESECI
 DEBLJINA STRUKTURALNOG KITA 6mm
 $U_f = 2.40 \text{ W/m}^2\text{K}$

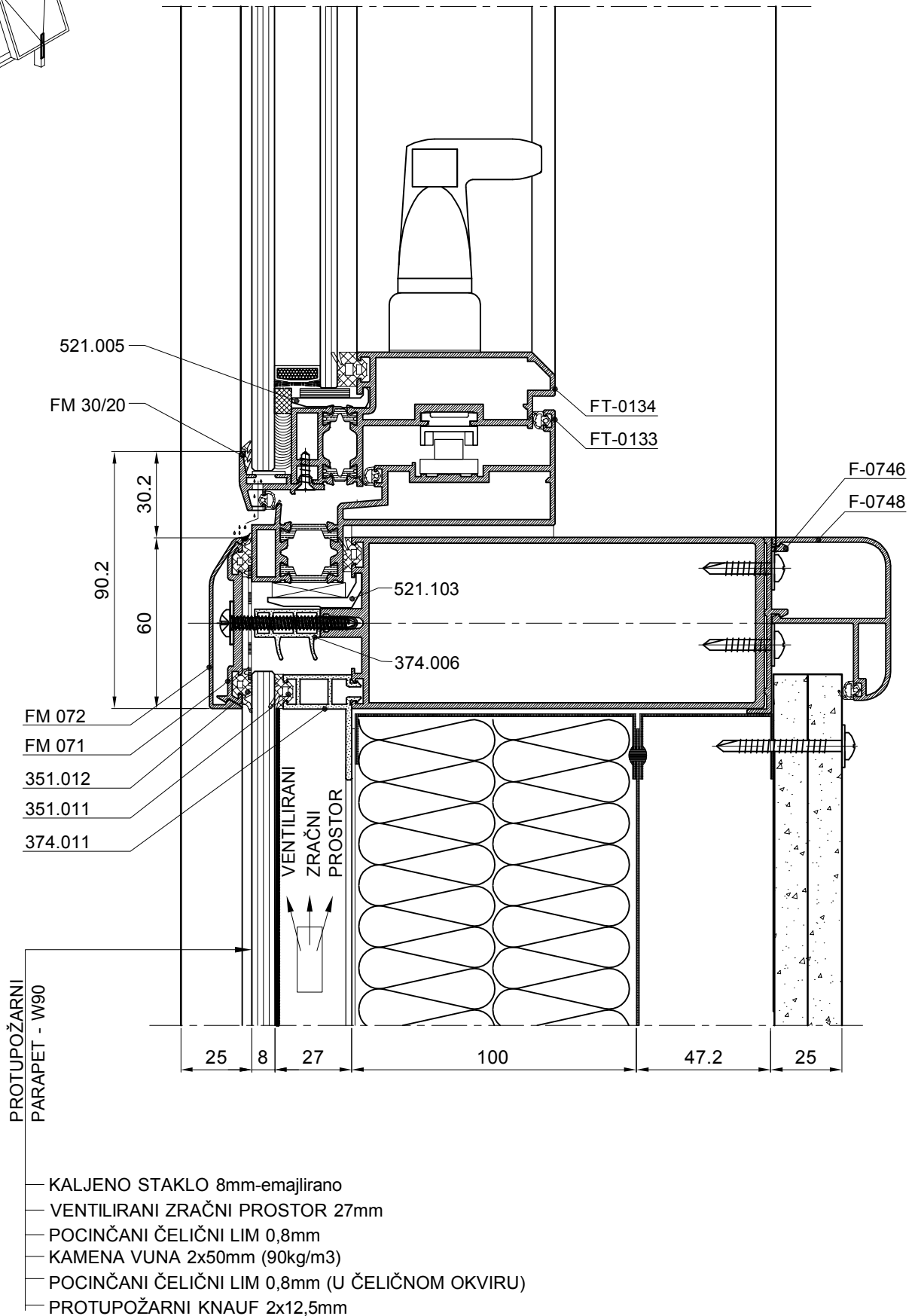
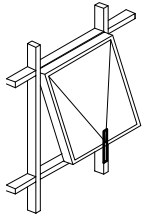


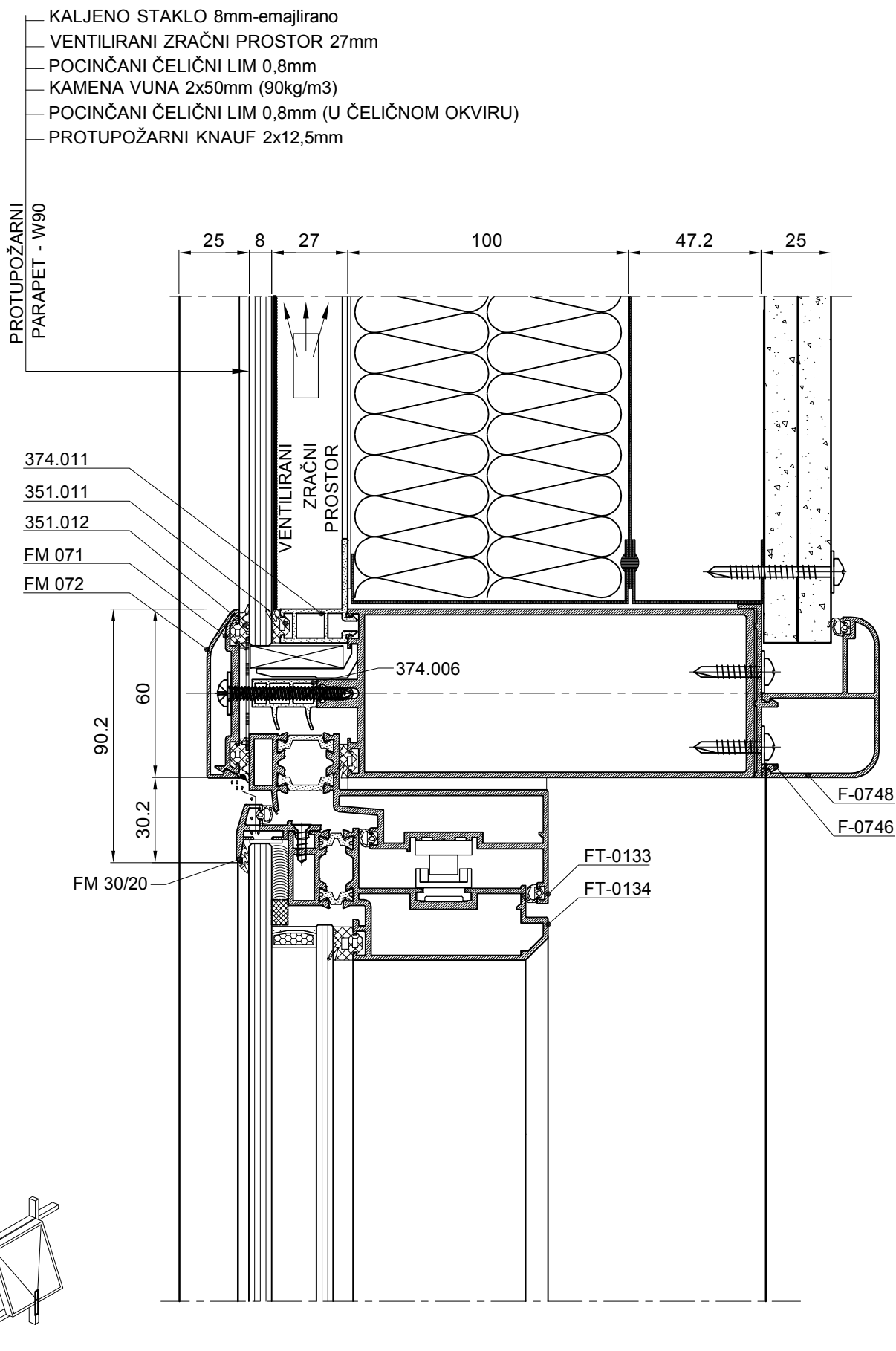
**VANJSKA STRANA PROFILA FT-0164 NA KOJU SE LIJEPI STAKLO MORA BITI ELOXIRANA U S-10 NE STARIJA OD 6 MJESECI

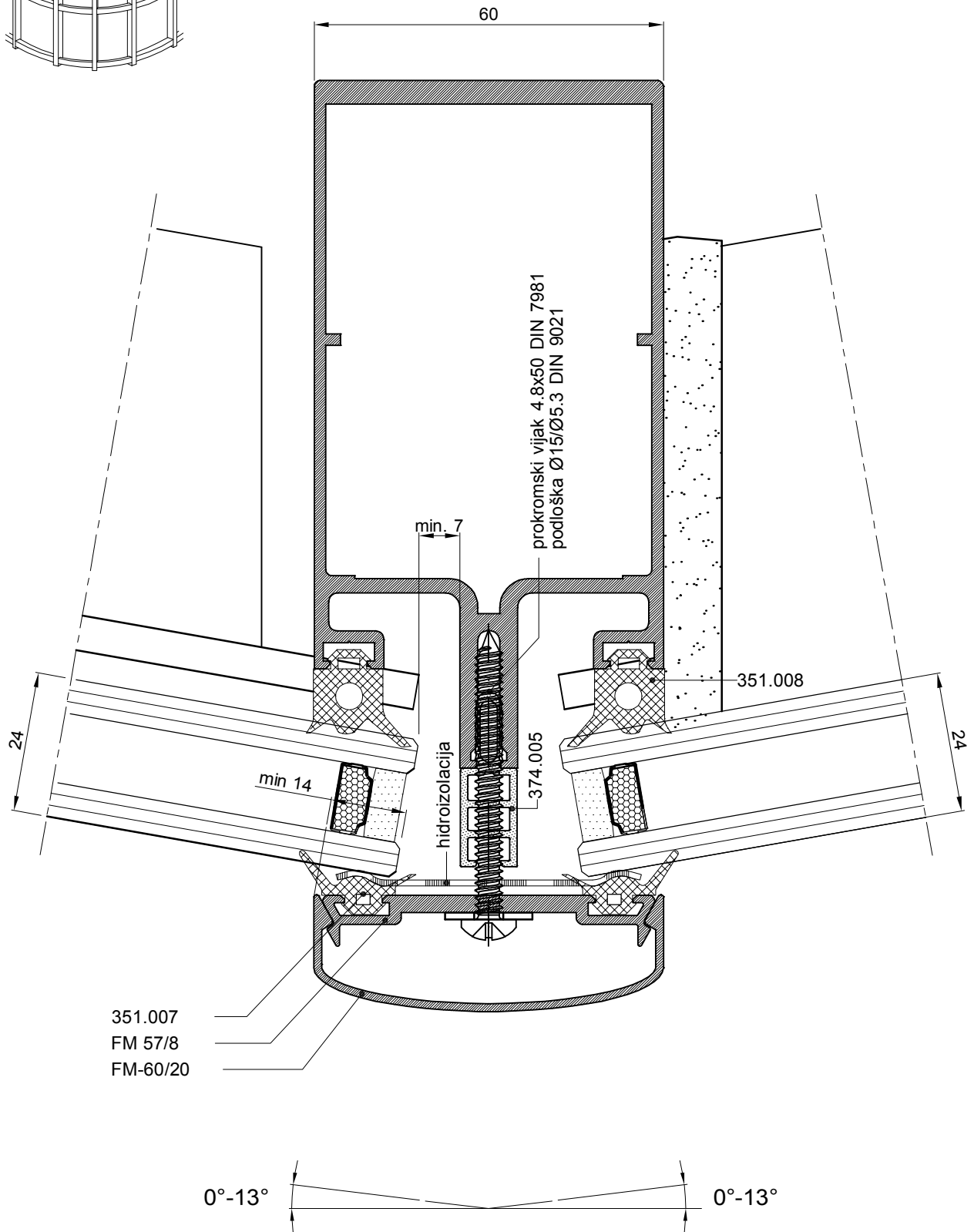
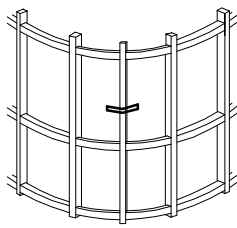
DEBLJINA STRUKTURALNOG KITA 6mm
Uf= 2.40 W/m2K

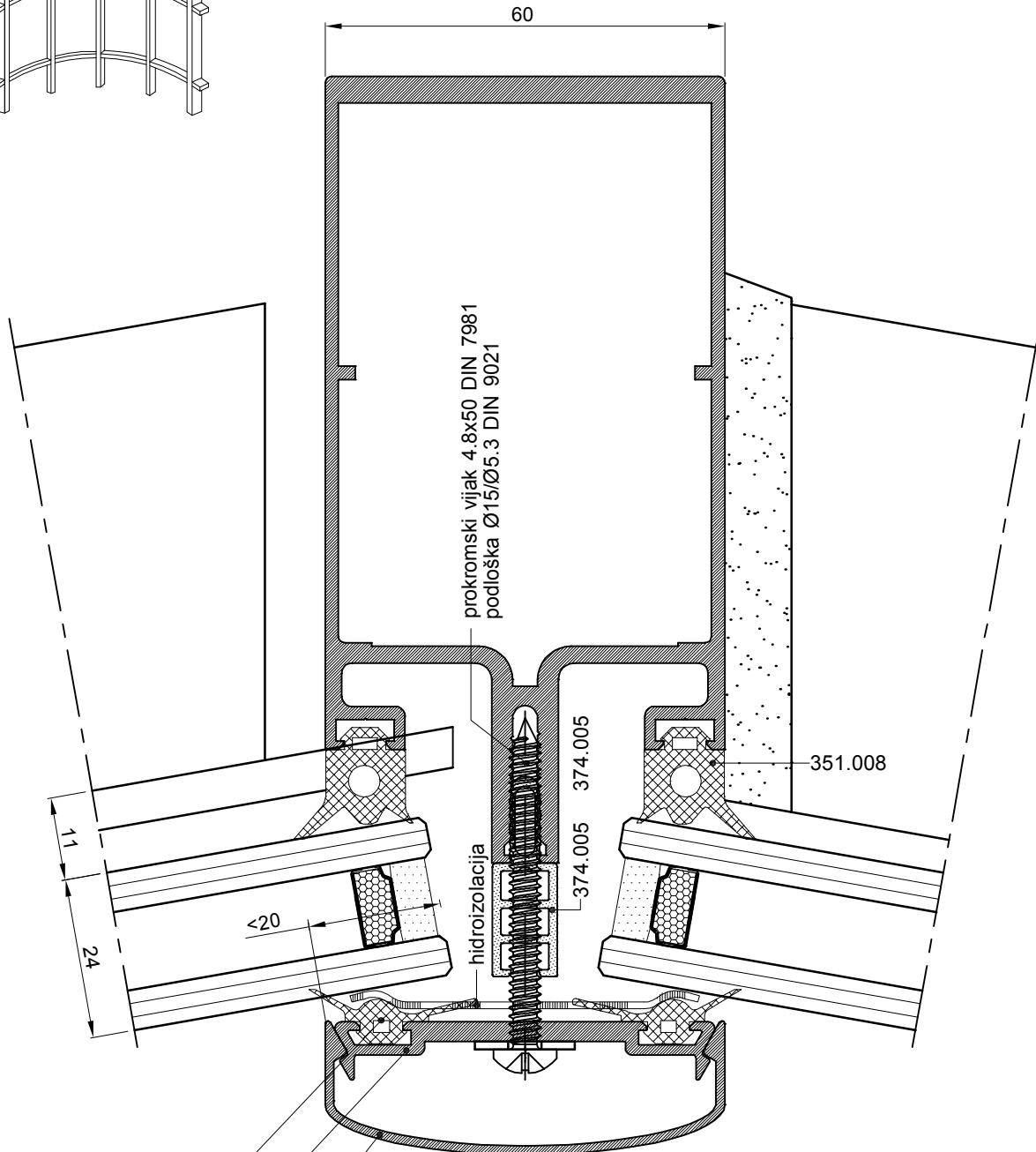
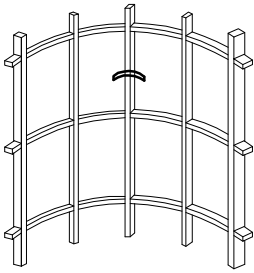






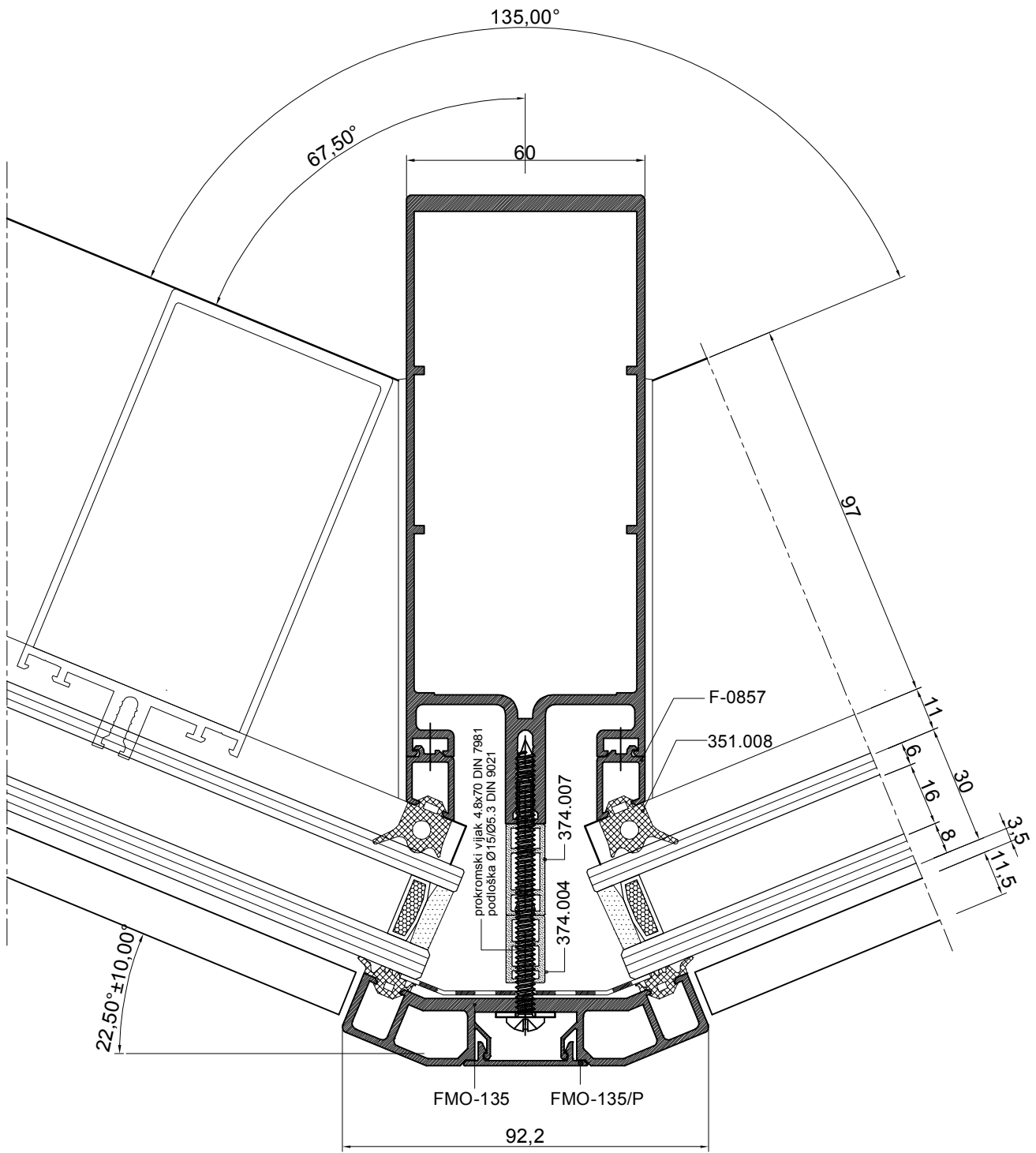
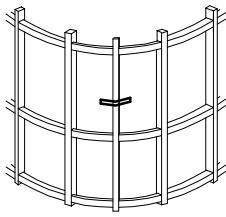


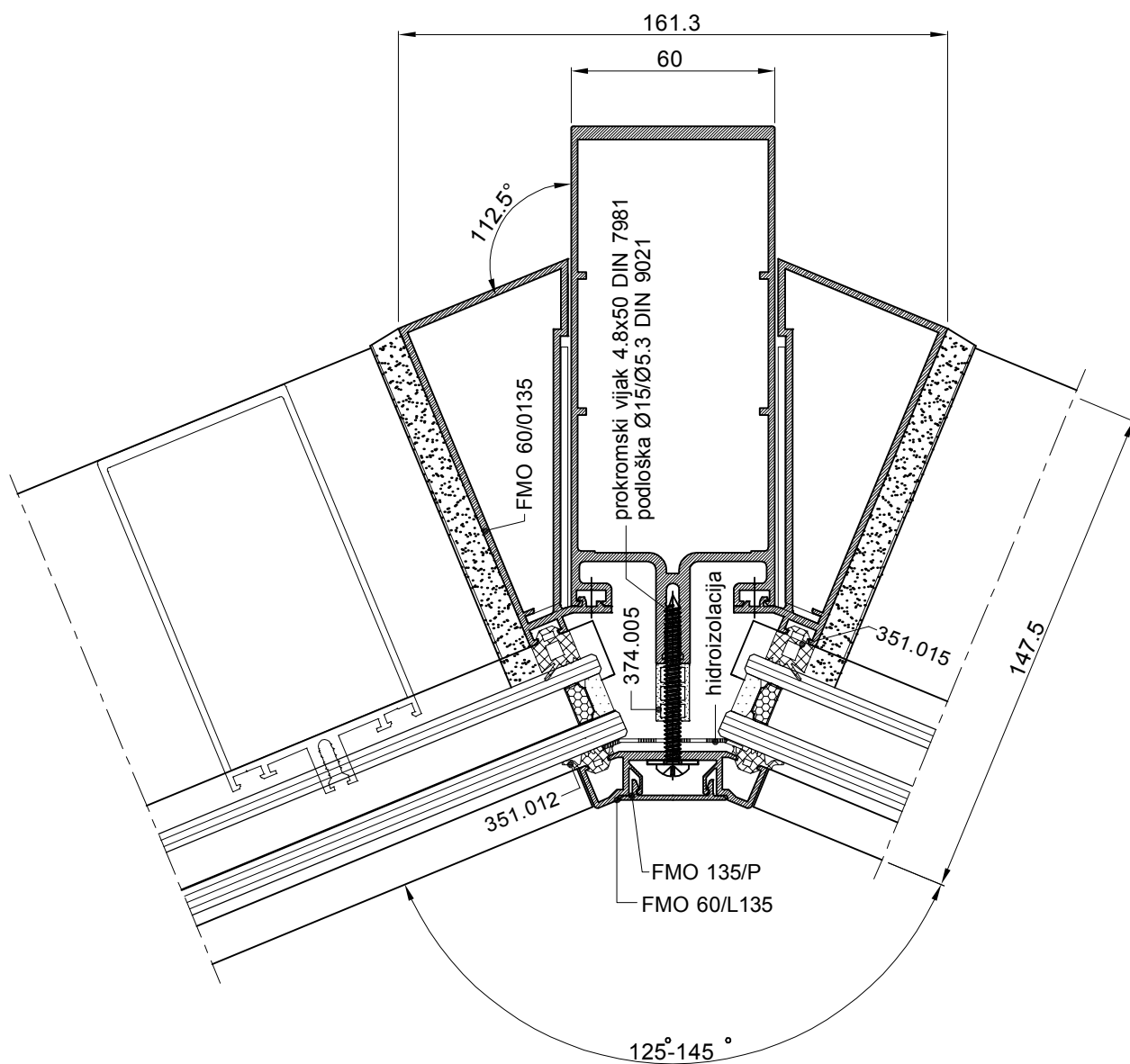
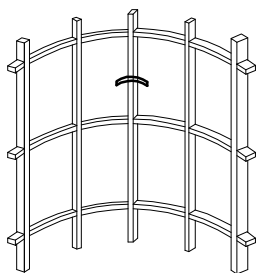




351.007
 FM 57/8
 FM-60/20

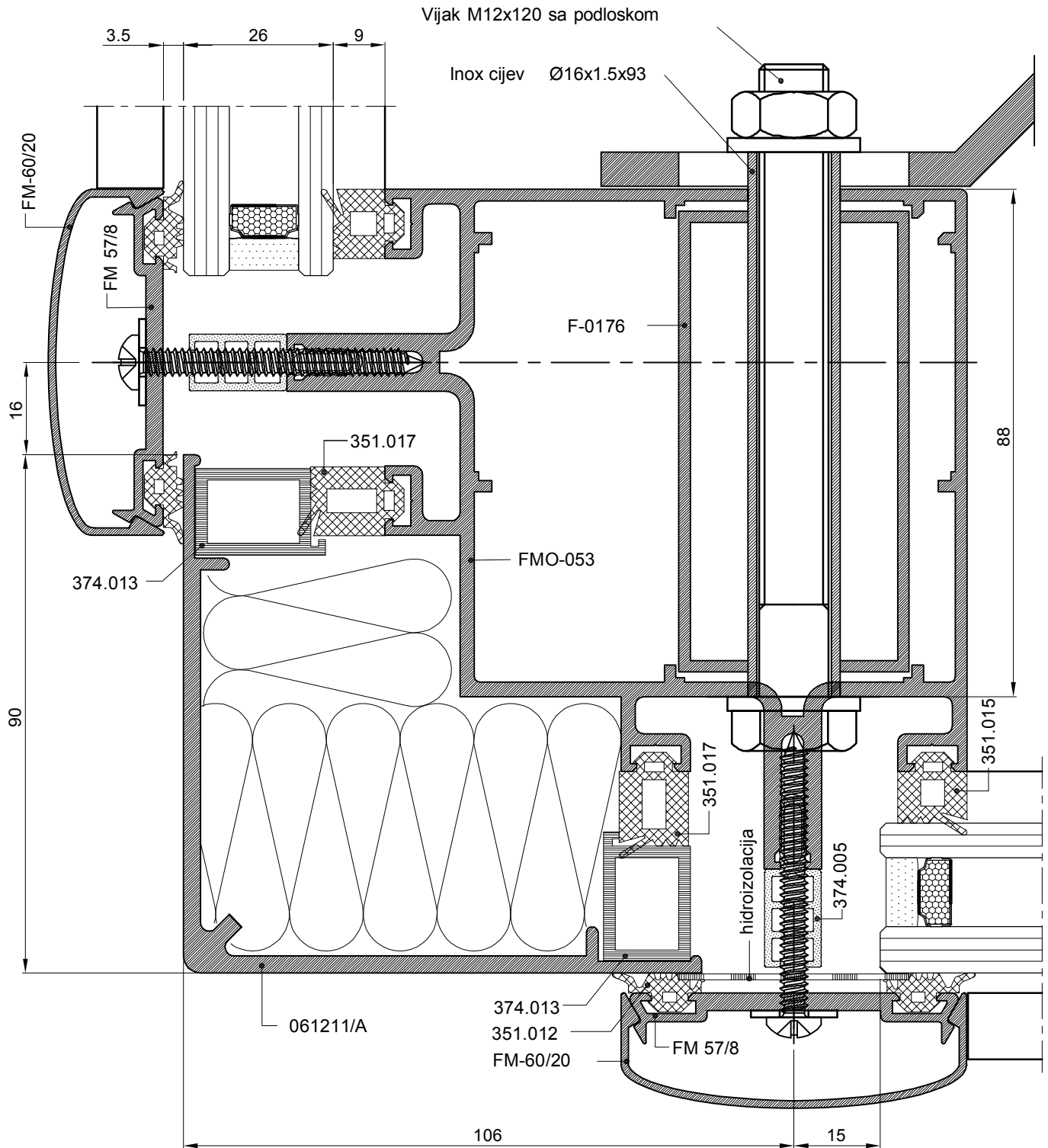
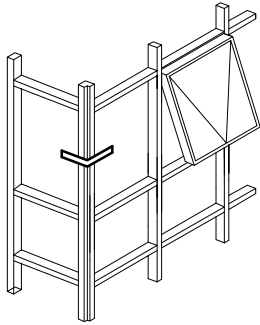


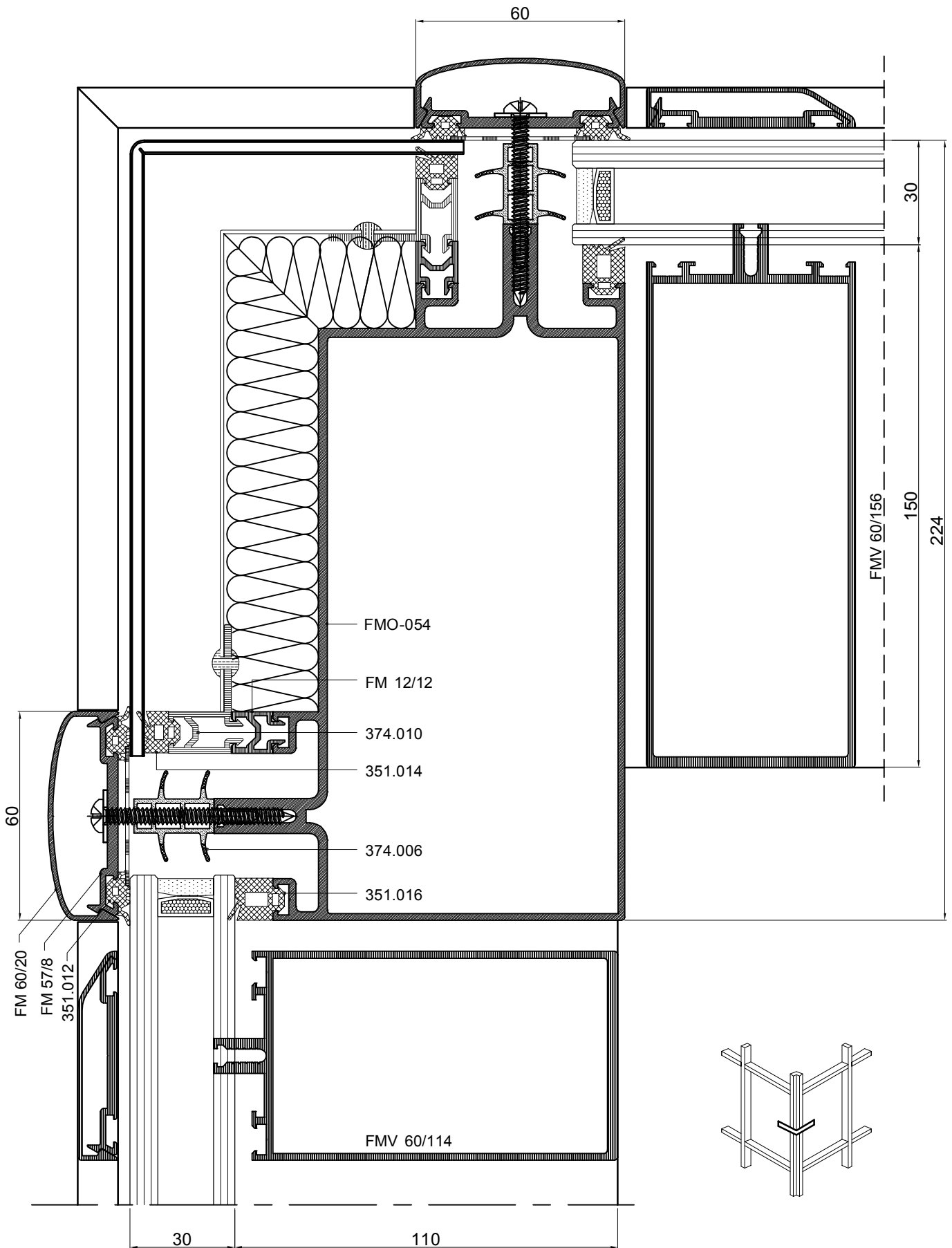


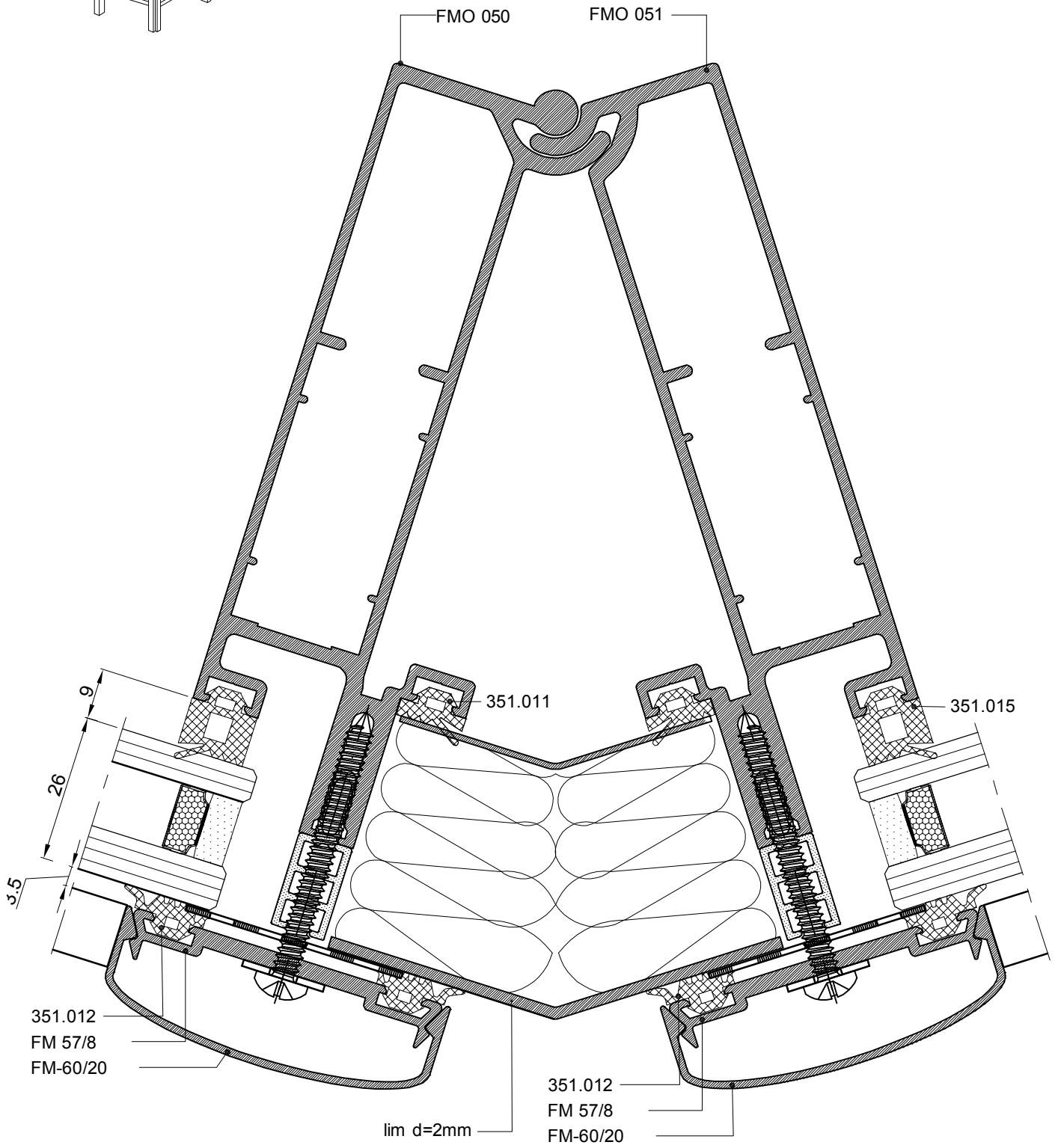
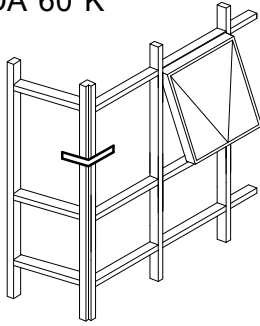


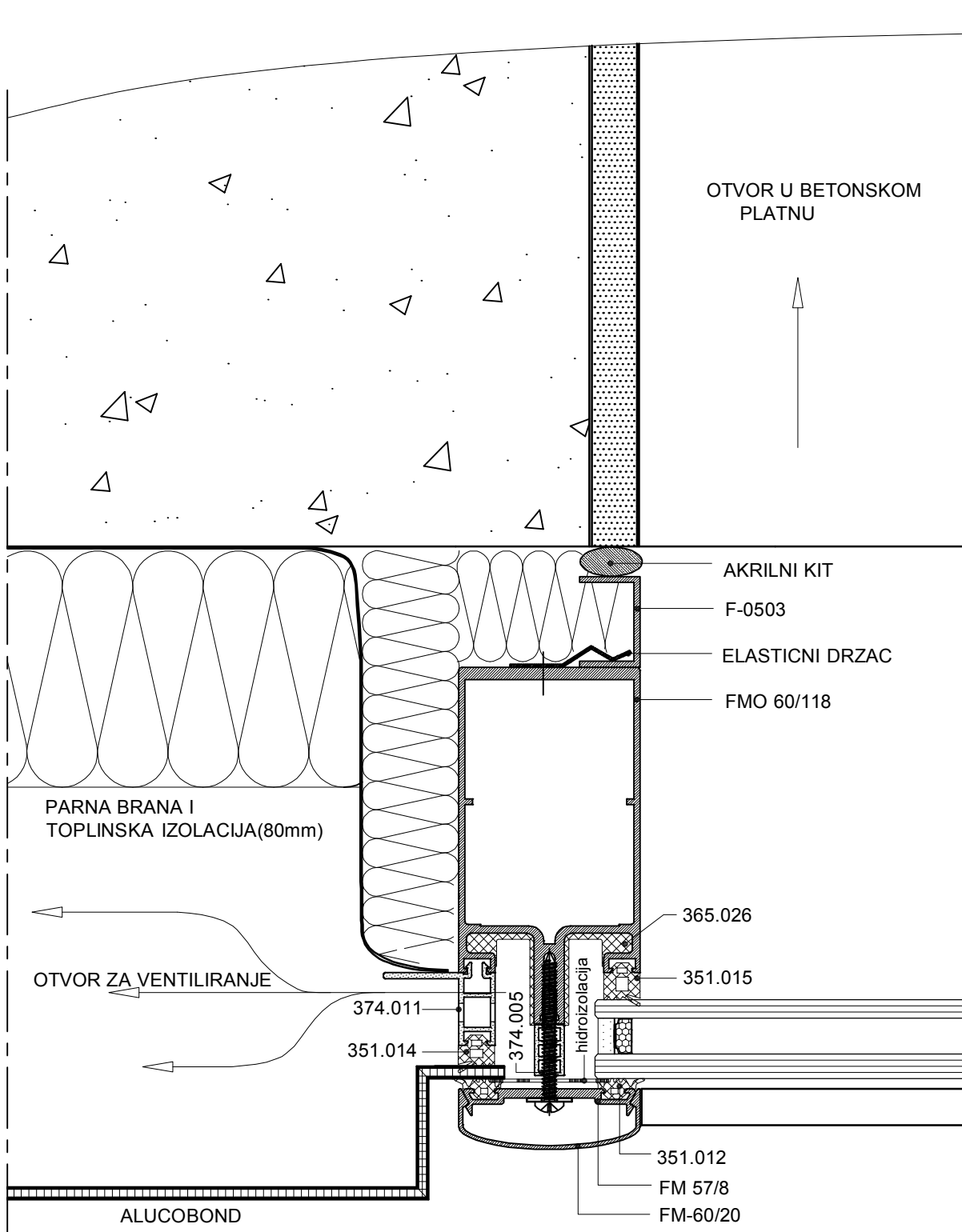
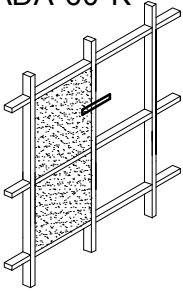
ZAMIJENOM FASADNE BRTVE 351.016 za 351.008
i 351.012 za 351.007

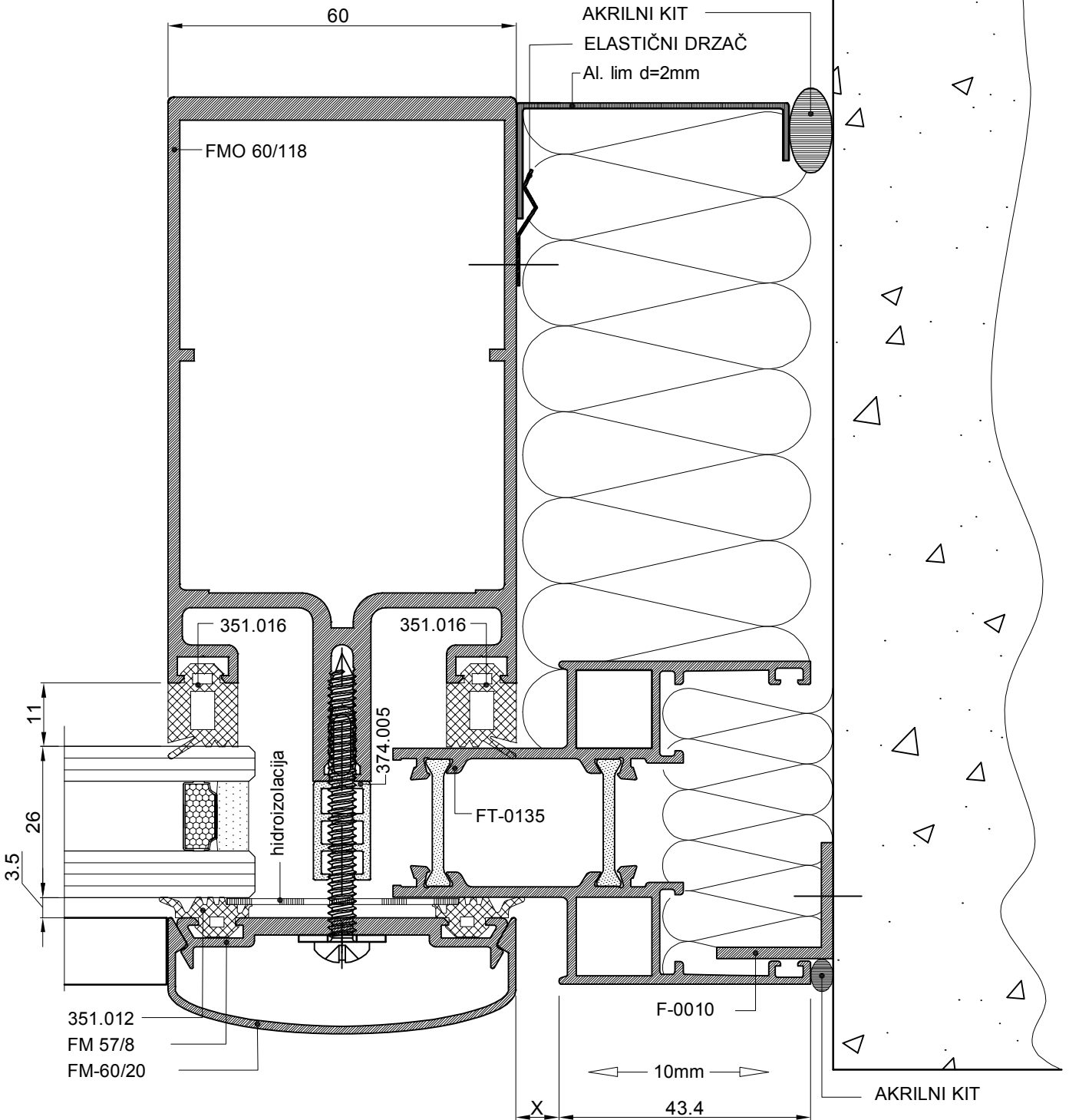
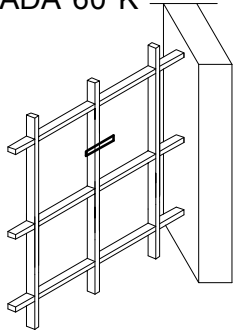
KUT JE 22.5 ± 10 stupnjeva

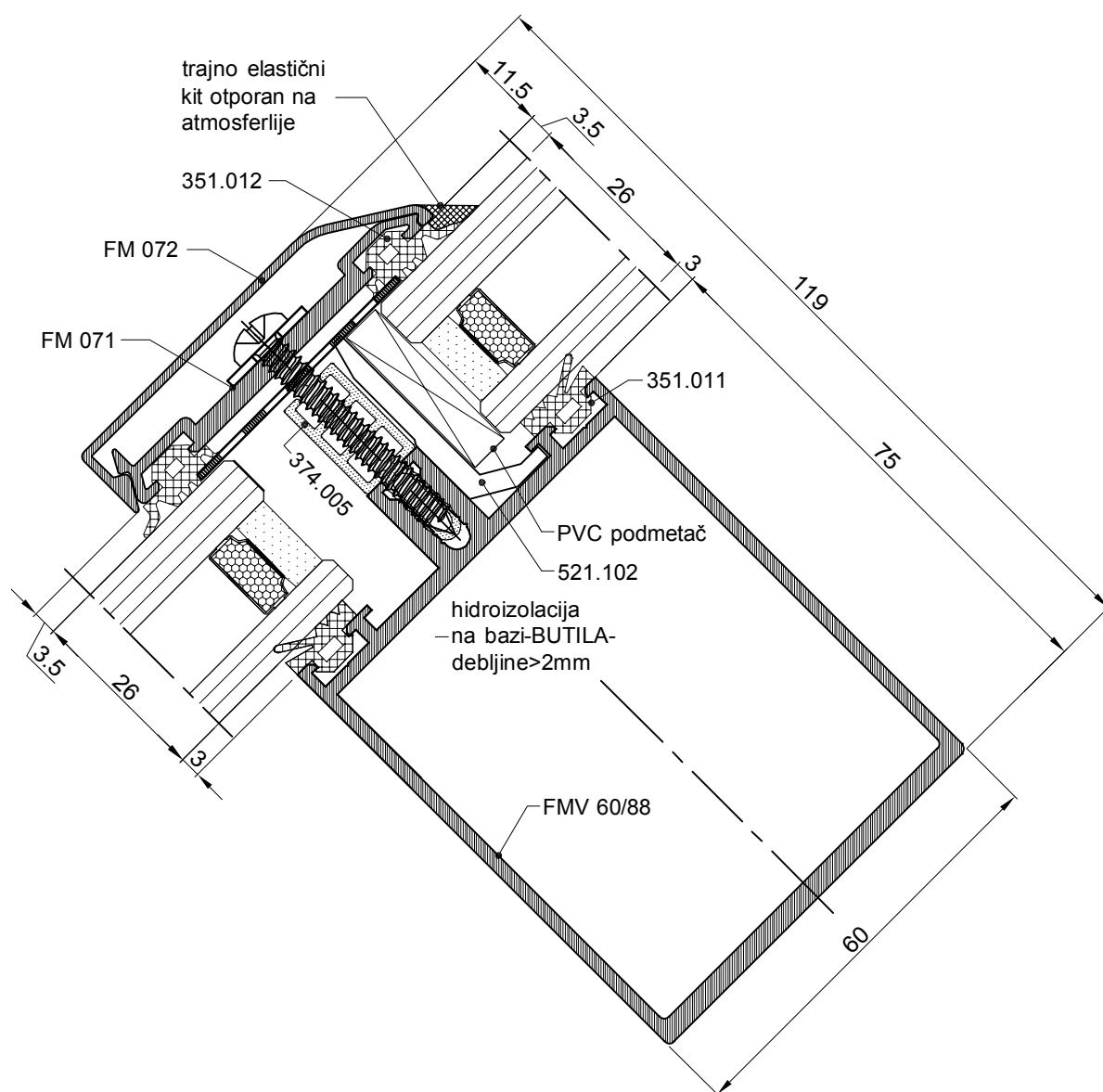
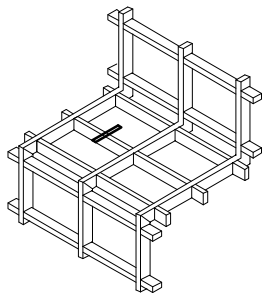


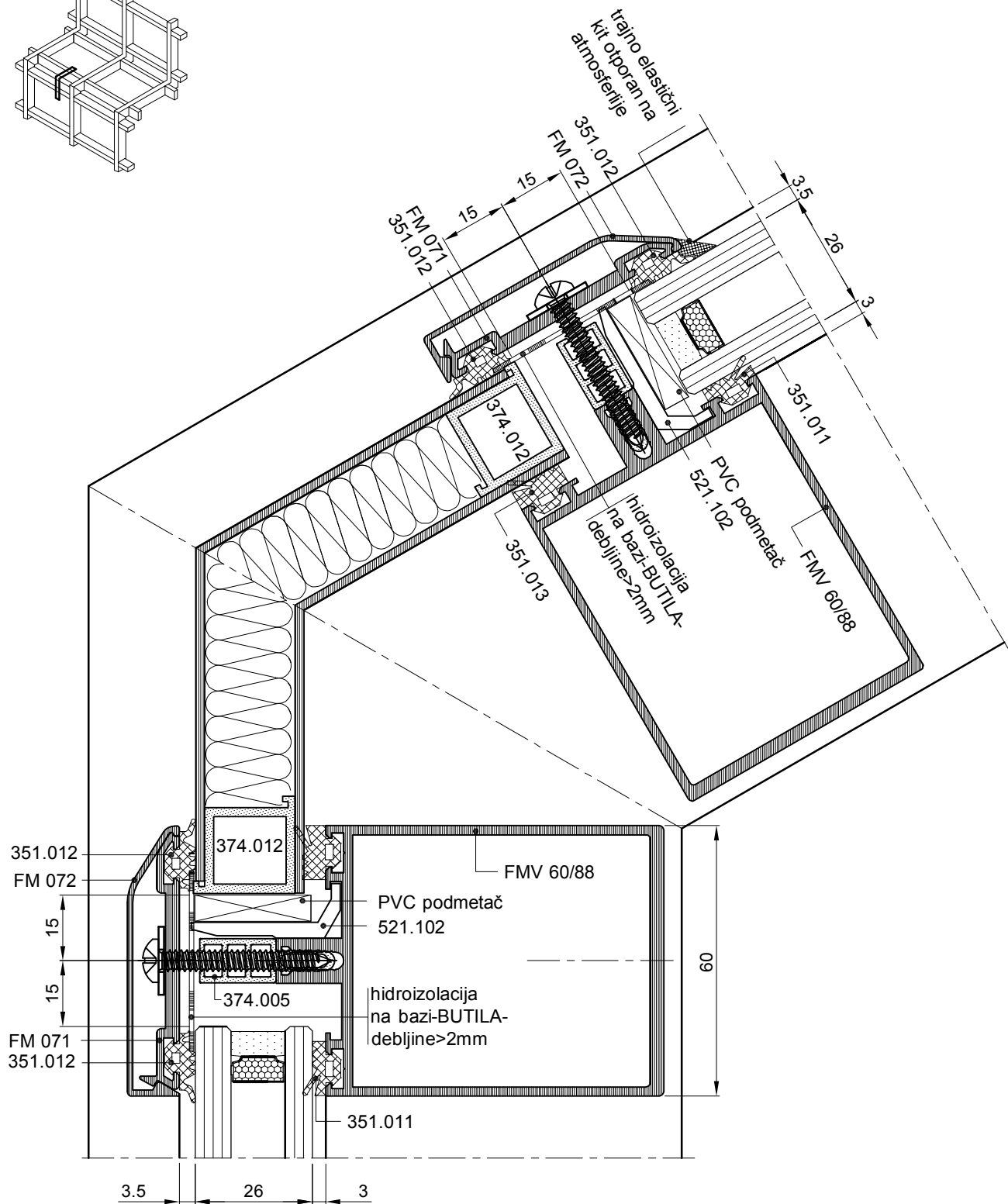
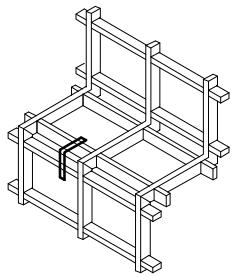


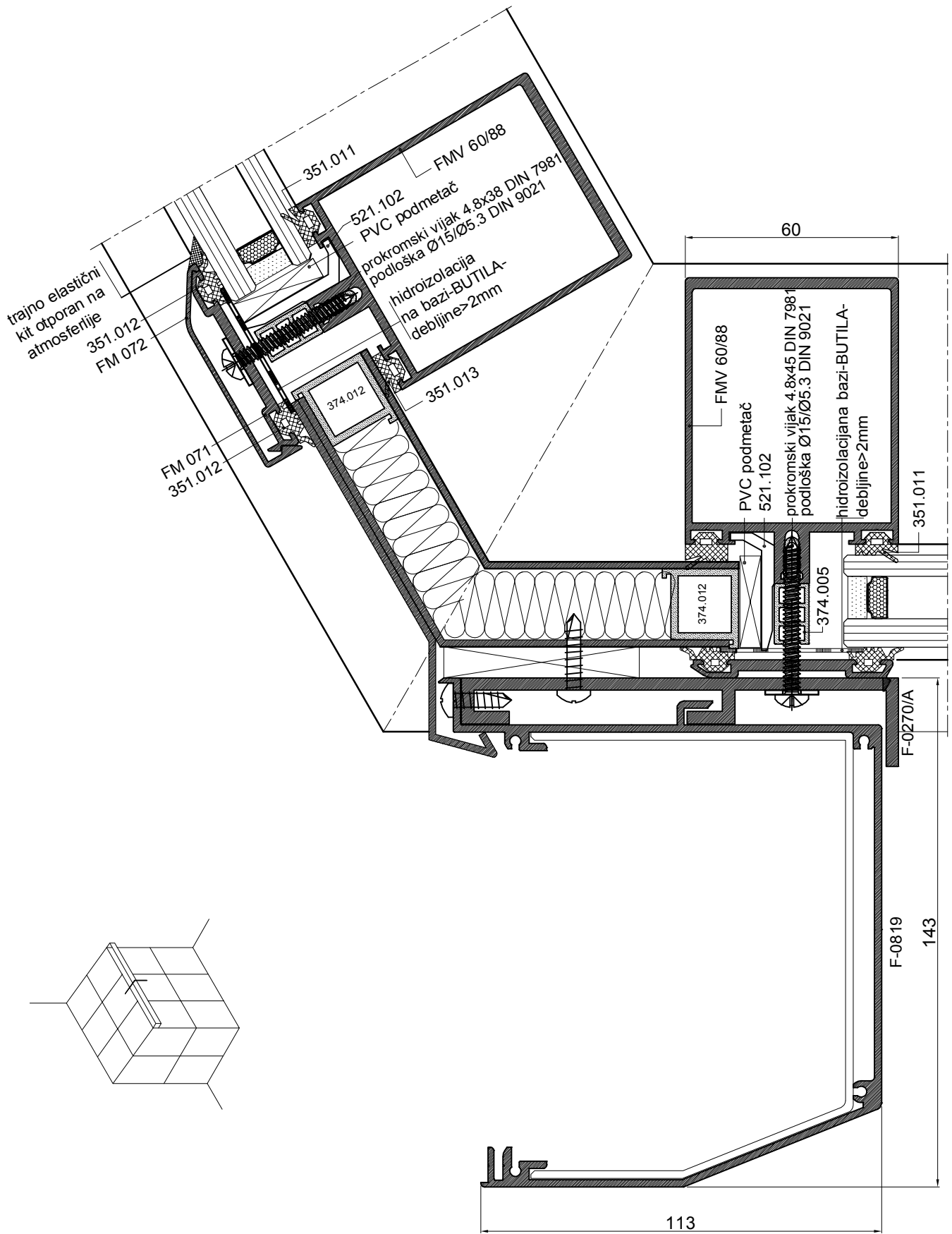


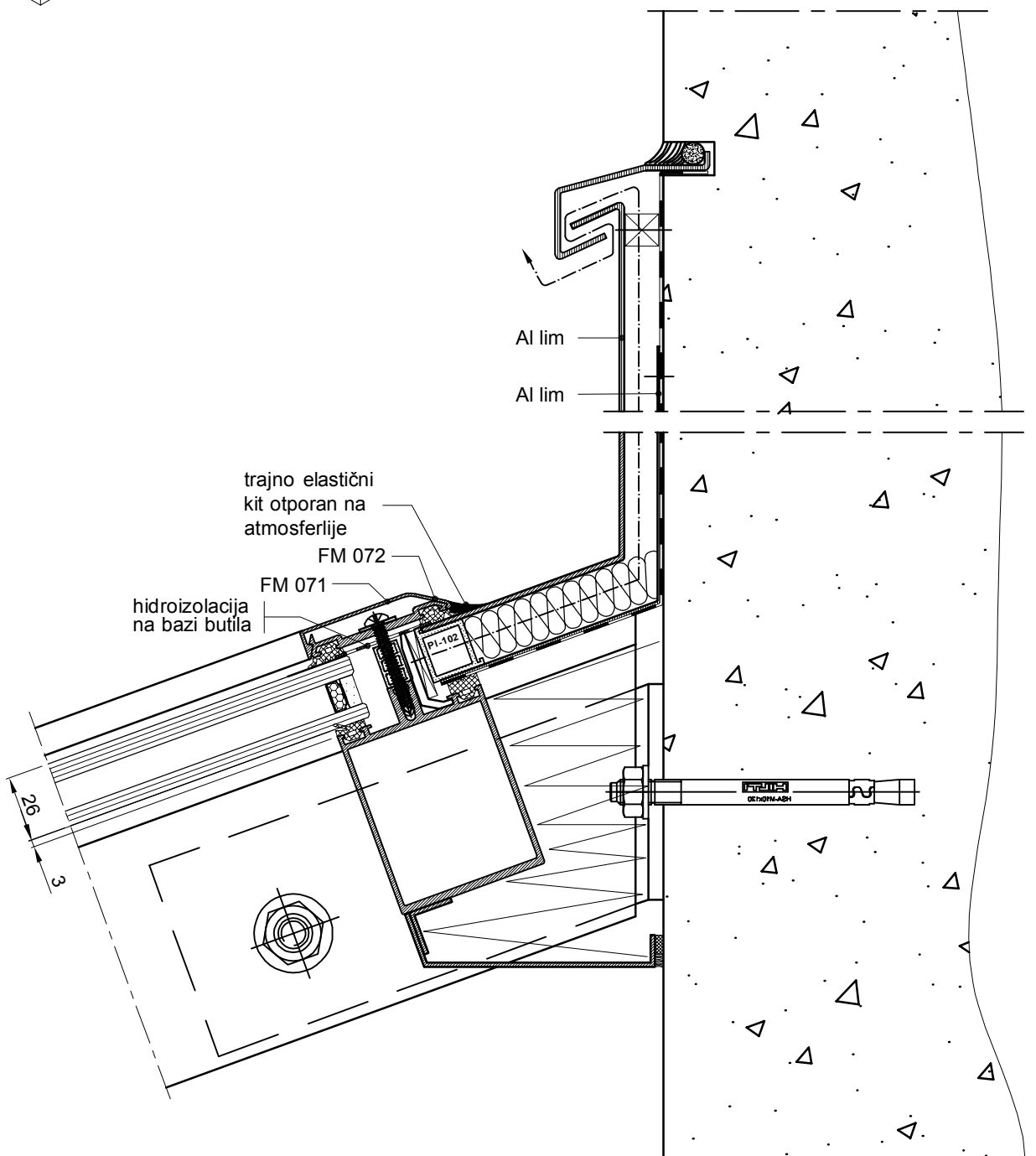
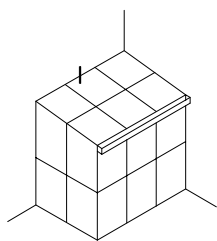


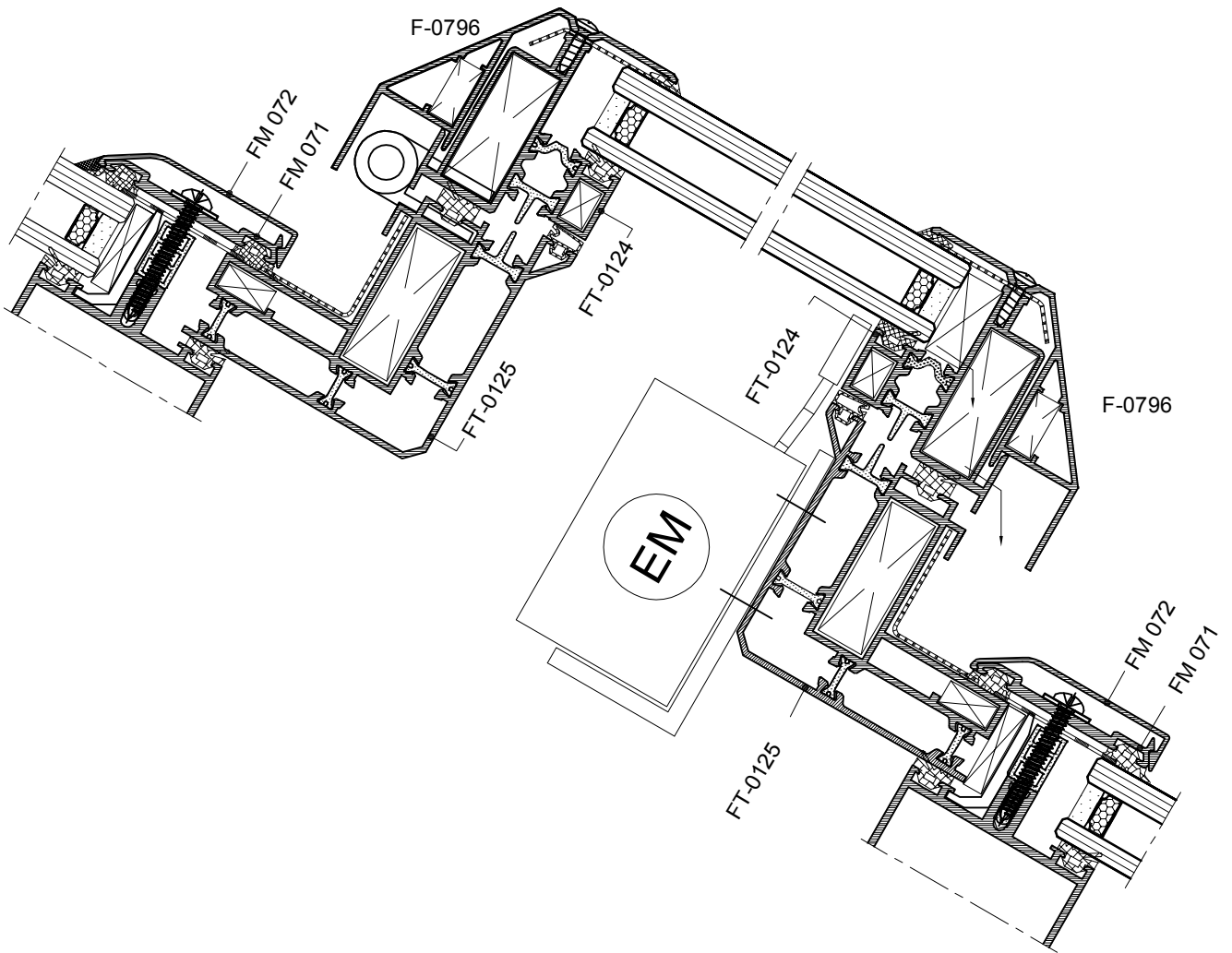
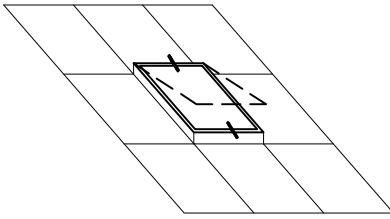


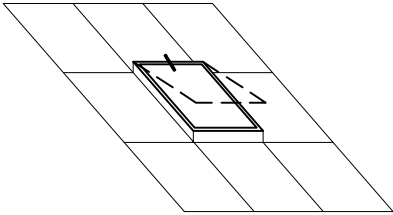






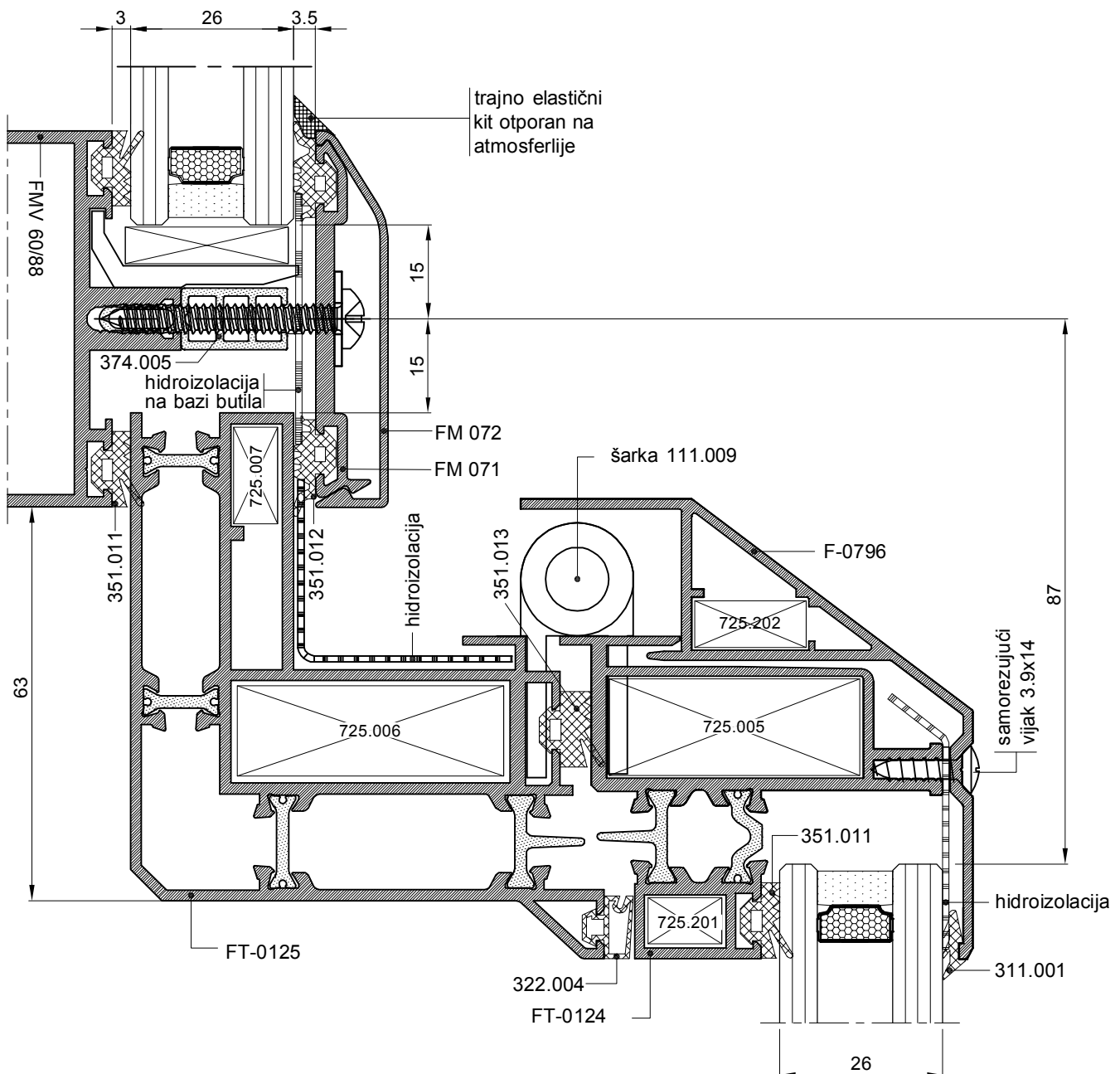


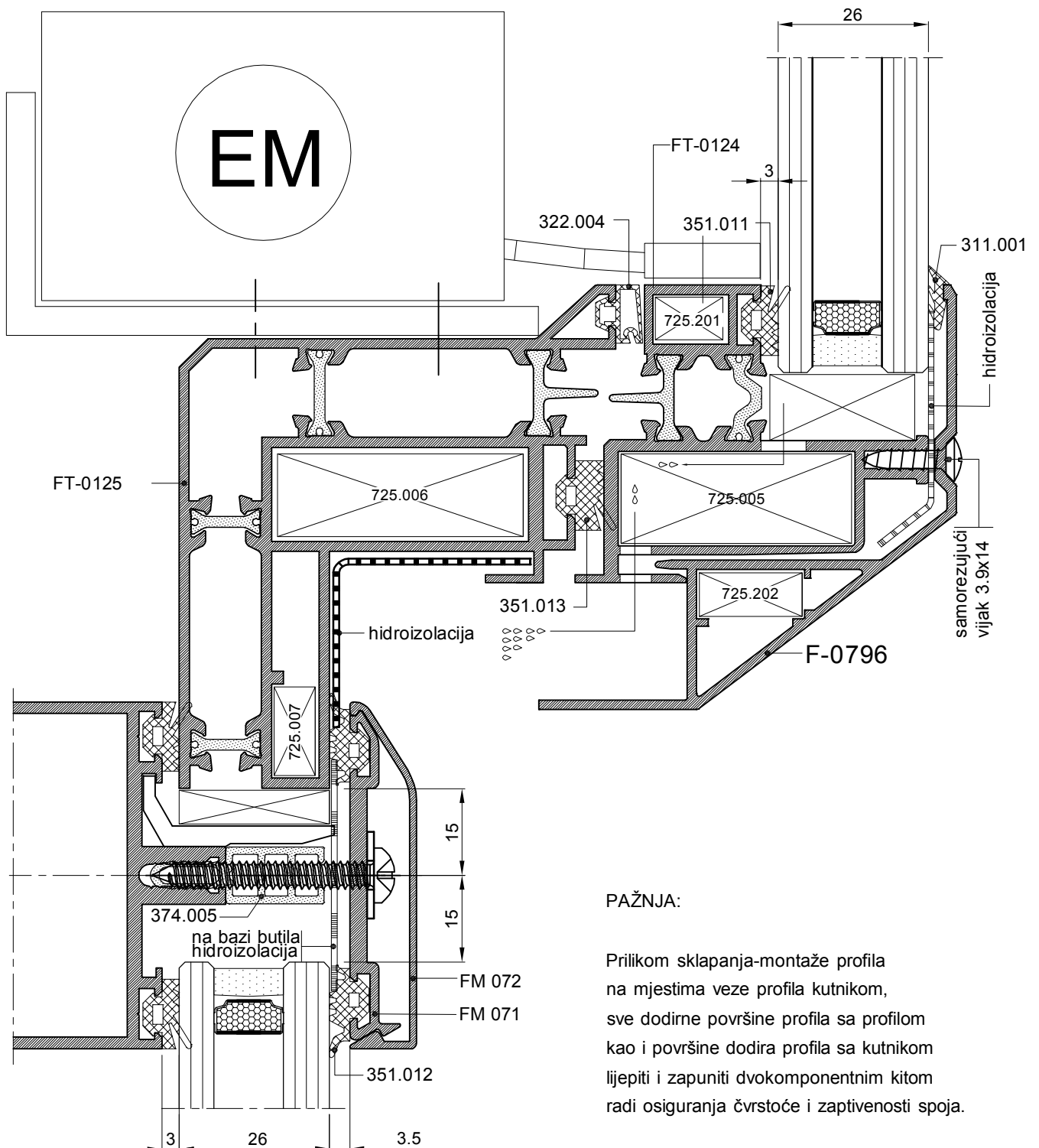
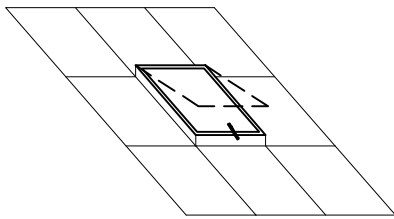




PAŽNJA:

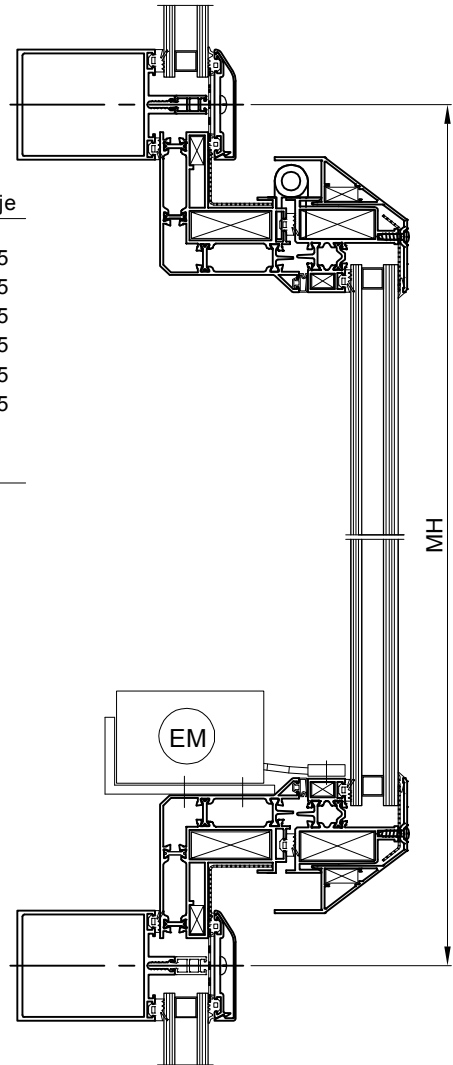
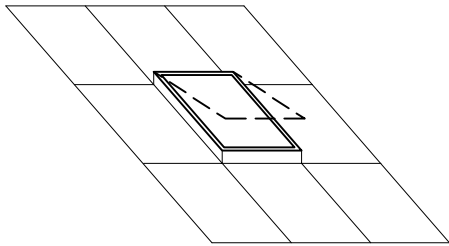
Prilikom sklapanja-montaže profila na mjestima veze profila kutnikom, sve dodirne površine profila sa profilom kao i površine dodira profila sa kutnikom lijepiti i zapuniti dvokomponentnim kitom radi osiguranja čvrstoće i zaptivenosti spoja.





PAŽNJA:

Prilikom sklapanja-montaže profila na mjestima veze profila kutnikom, sve dodirne površine profila sa profilom kao i površine dodira profila sa kutnikom lijepiti i zapuniti dvokomponentnim kitom radi osiguranja čvrstoće i zaptivenosti spoja.

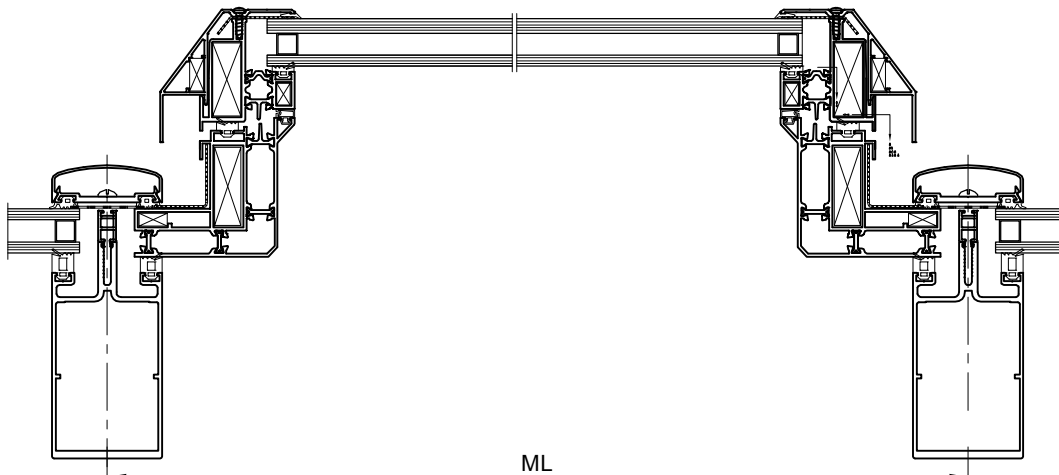


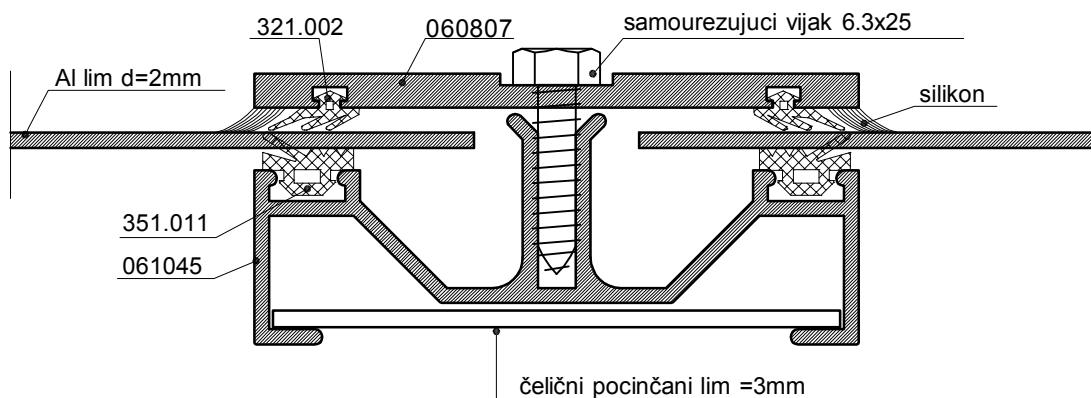
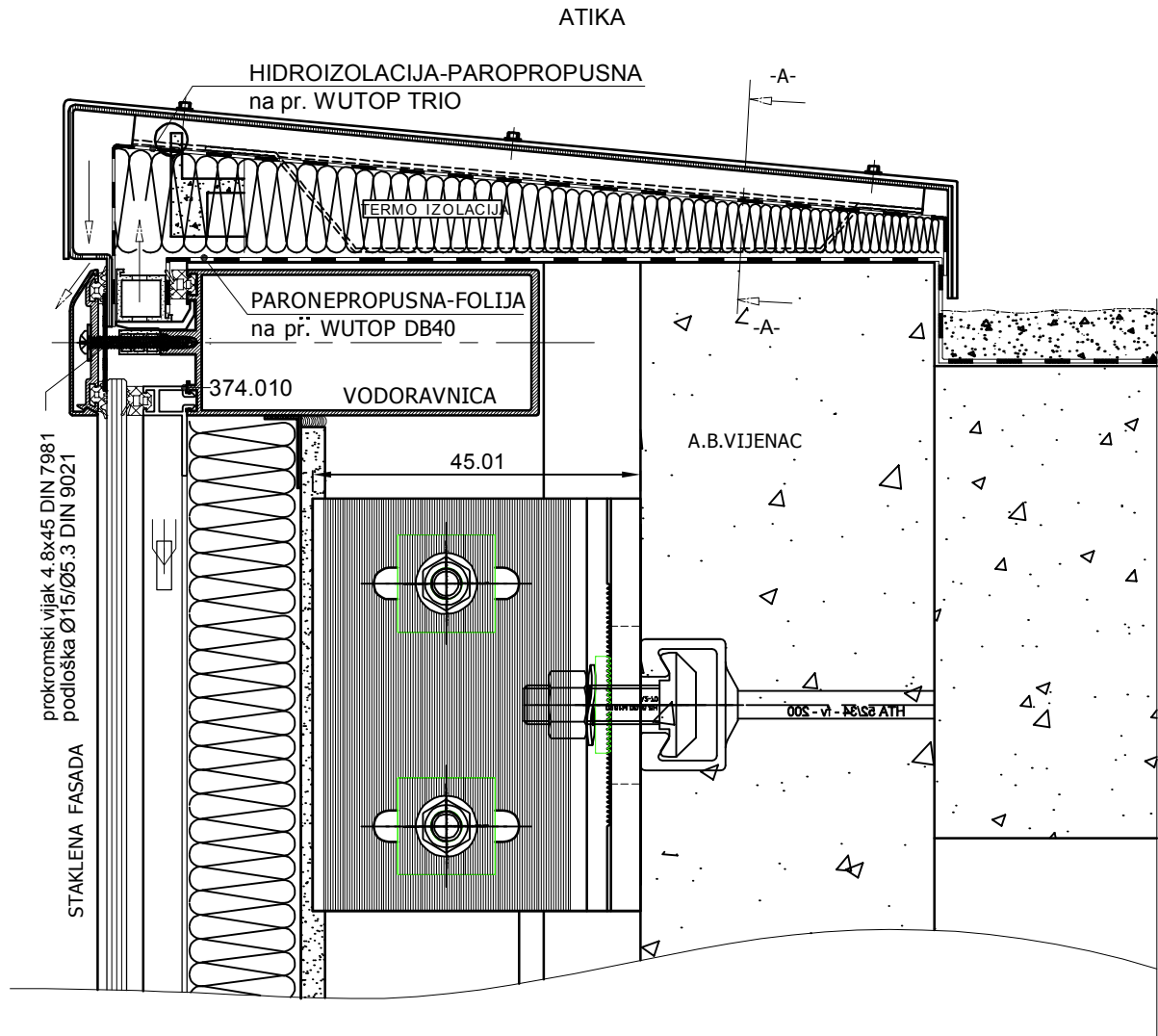
PROFILI		kom	mjera	pilanje
FT-0125	vodoravnica okvira	2	ML-30	45-45
FT-0125	okomica okvira	2	MH-30	45-45
FT-0124	vodoravnica krila	2	ML-101.3	45-45
FT-0124	okomica krila	2	MH-101.3	45-45
F-0796	vodoravna lajsna	2	ML-57.5	45-45
F-0796	okomita lajsna	2	MH-57.5	45-45

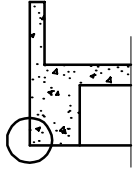
OKOVI		kom	
725.006	kutnik okvira veći	4	
725.007	kutnik okvira manji	4	
725.005	kutnik krila veći	4	
725.201	kutnik krila manji	4	
725.202	kutnik za lajsnu	4	
111.006	šarka	2	
Elektropodizač / motor / prozora <i>APRIMATIC CE</i> TYPE: APRICOLOR VARIA 230V NR IN 300N - OUT 150N / C.I.F.			
		1	
230 V-50 Hz 150 W 0.8 A 40 mm/sec max 400 mm IP 20			

BRTVE		kom	mjera
351.013	srednja brtva		2L+2H
322.004	brtva na spoju profila		2L+2H
351.011	brtva prema staklu unutarnja		2L+2H
311.001	brtva prema staklu vanjska		2L+2H

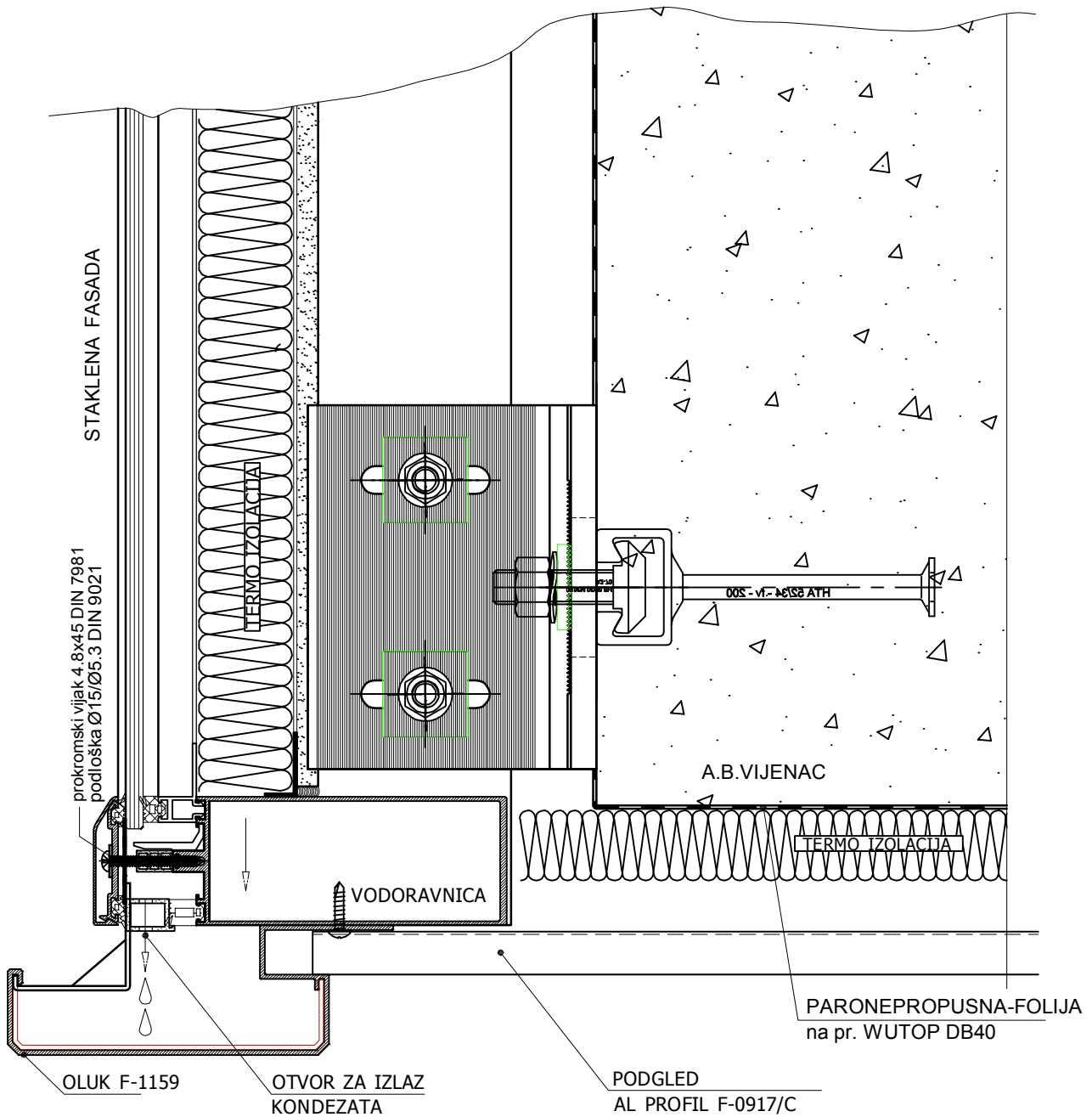
STAKLO		kom	mjera
26 mm		1	ML-174xMH-174

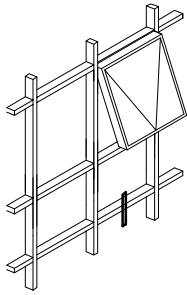




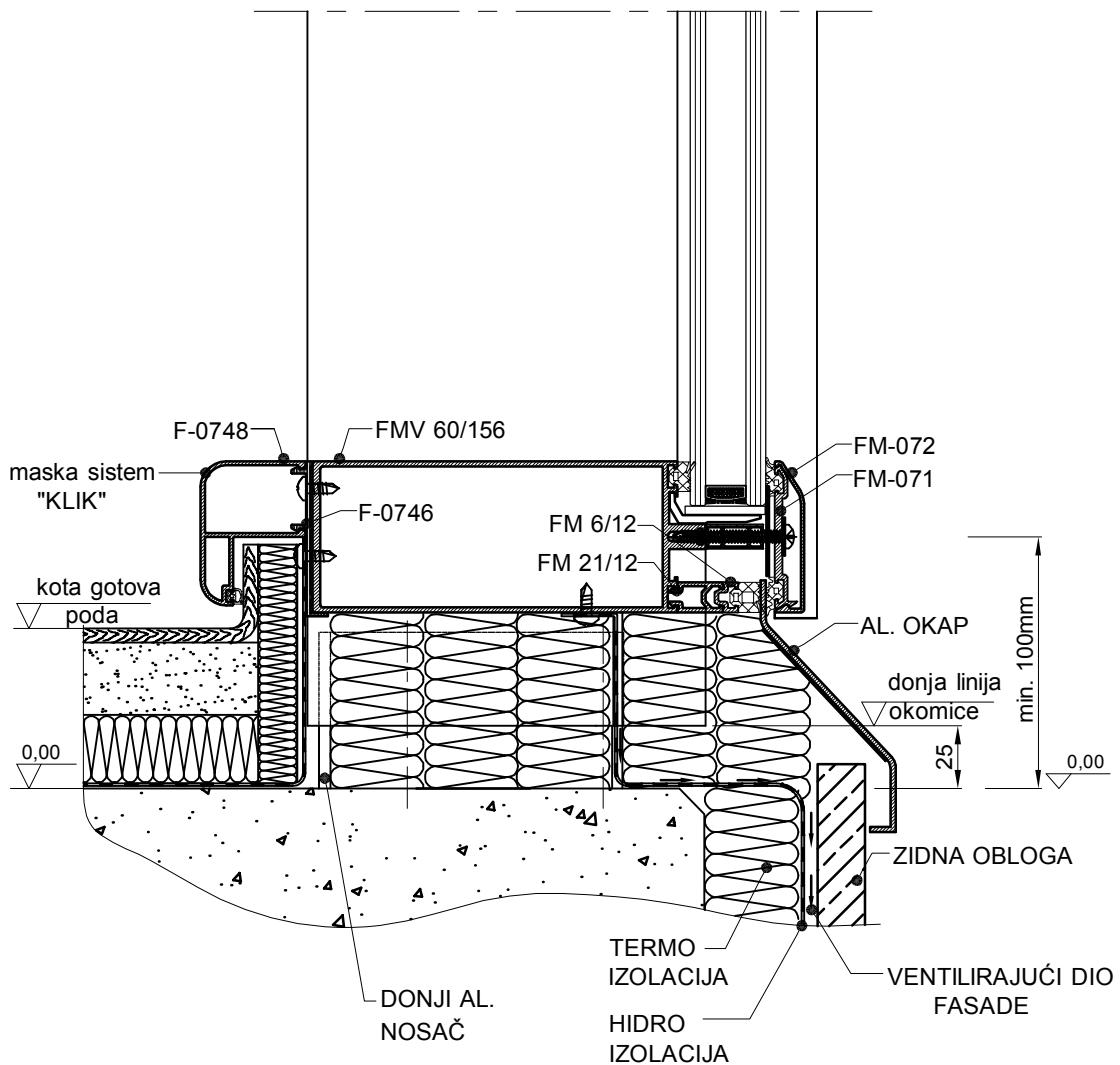
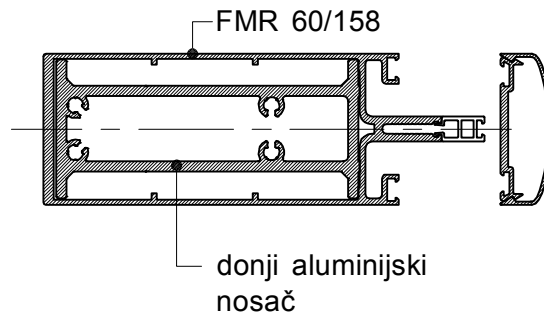


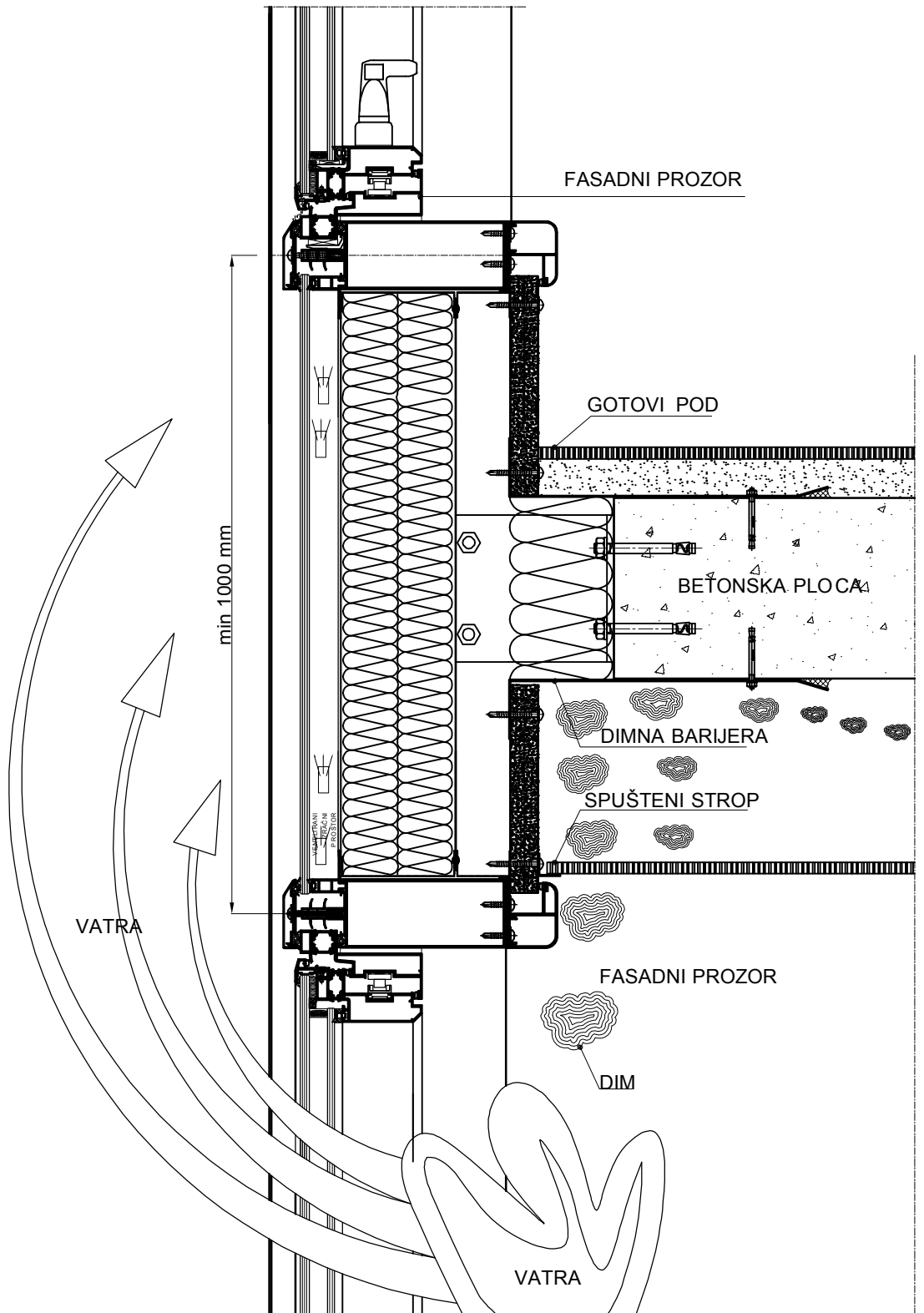
PODGLAD



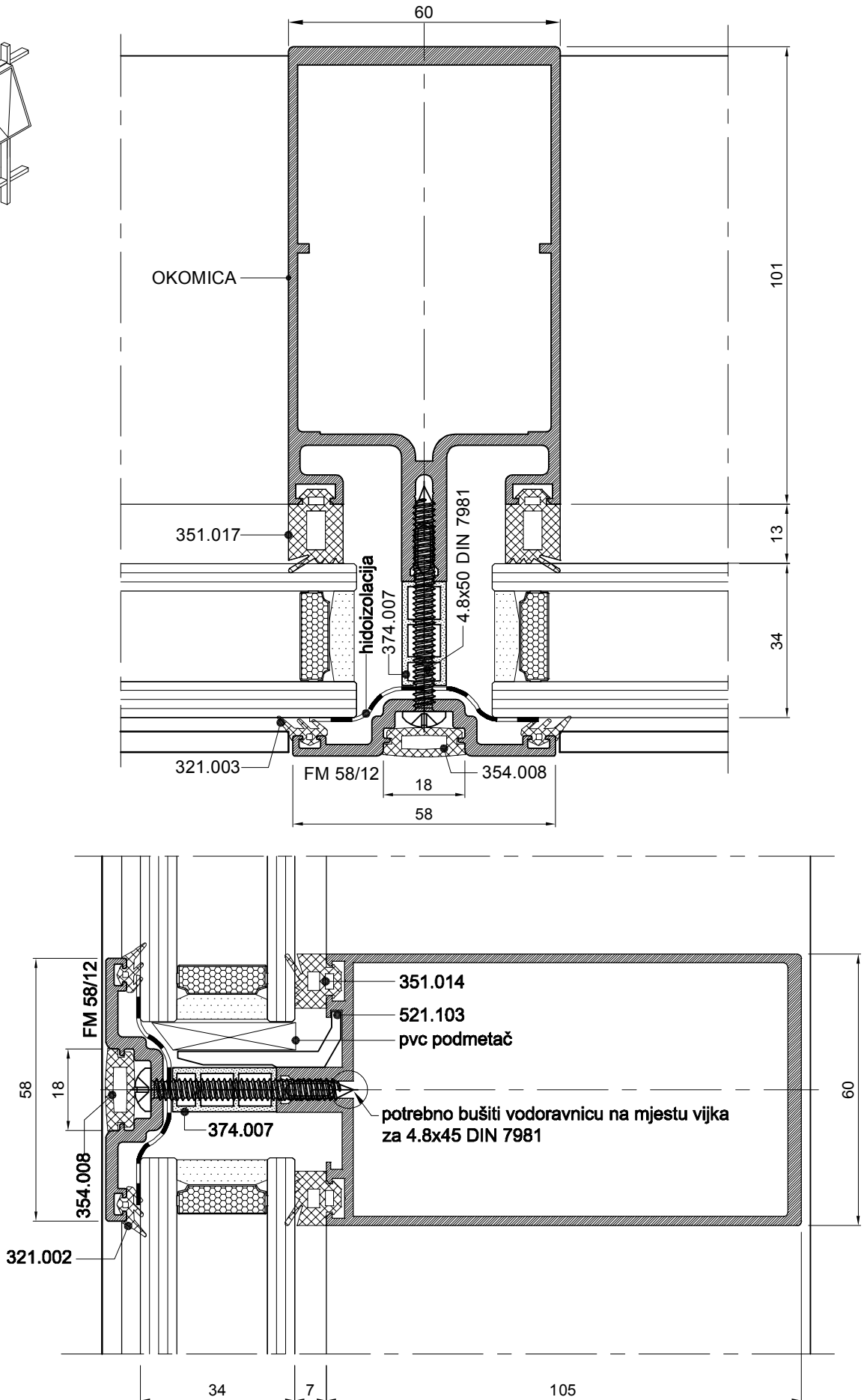
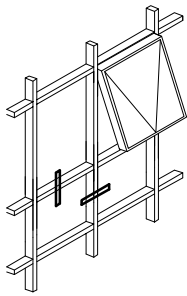


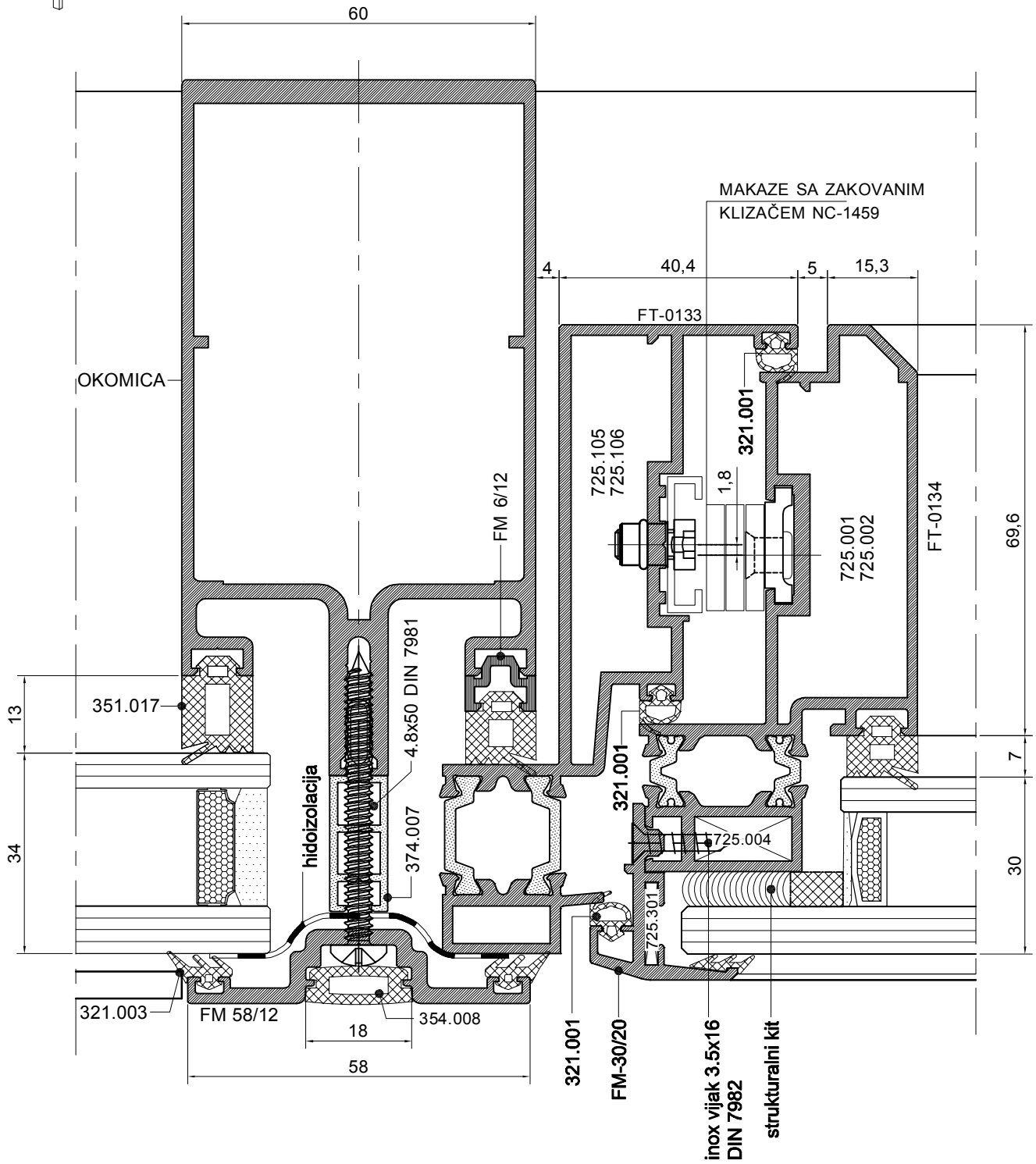
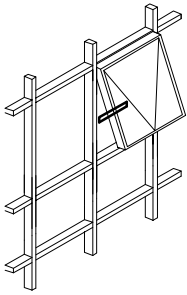
FASADA NA
PARAPETU KOTA 0,00

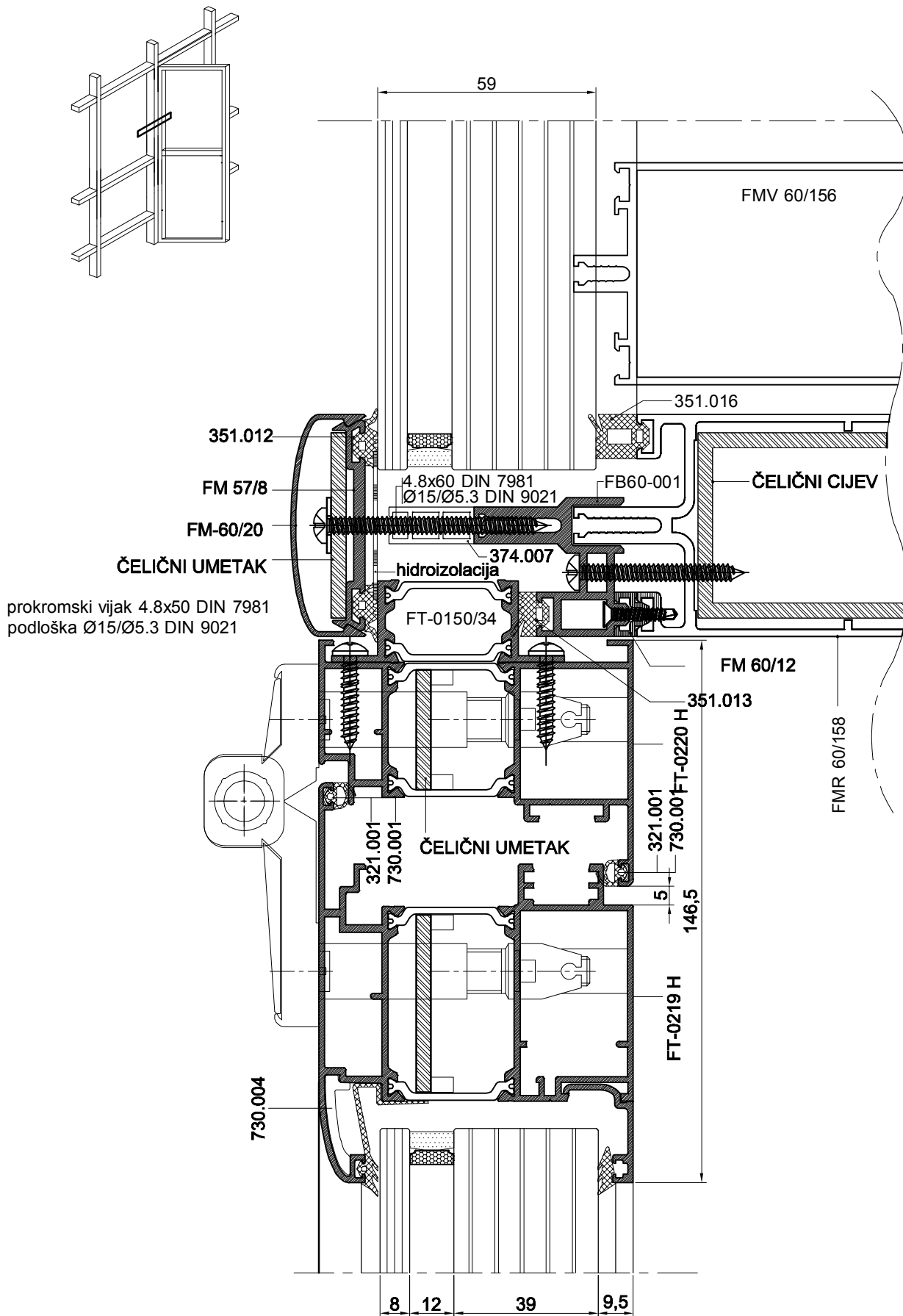




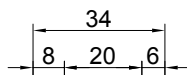
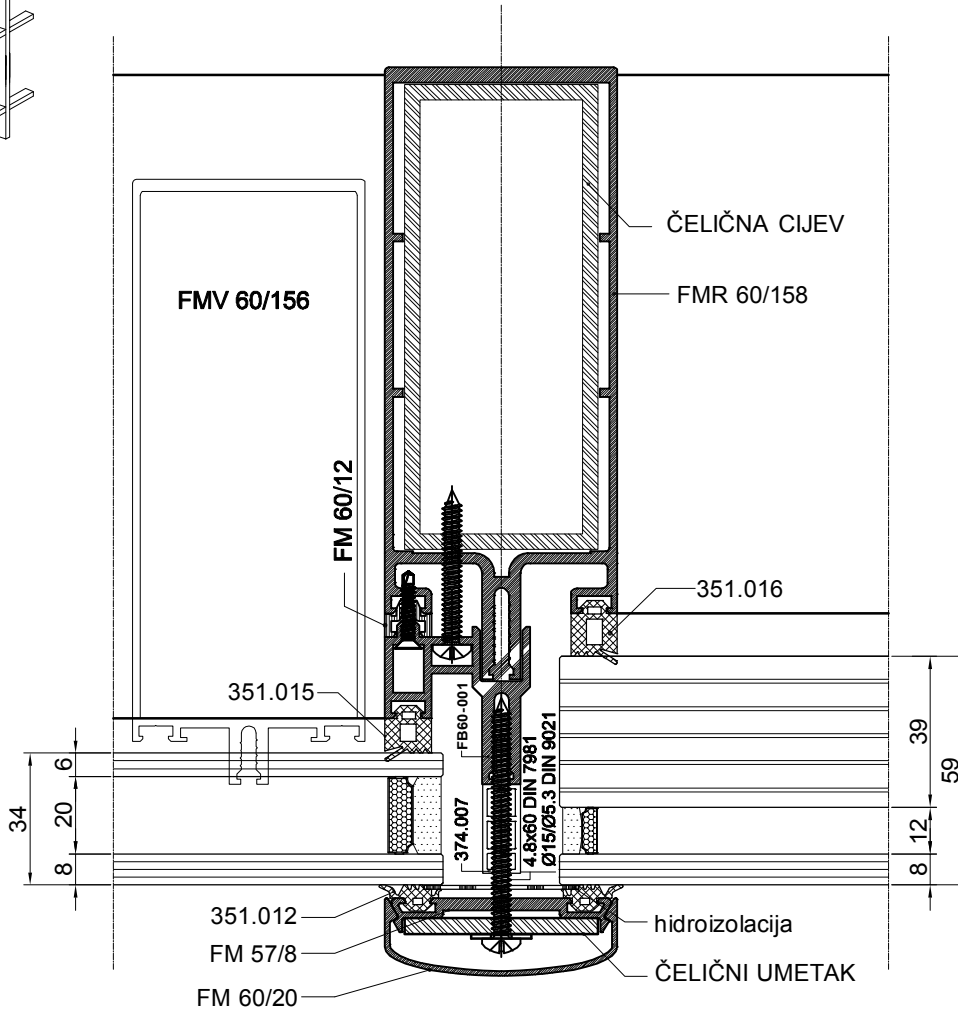
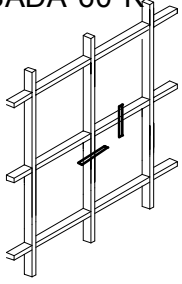
PROTUPOŽARNI PARAPETNI DIO FASADE RAZRED W90 - HRN DIN 4102-3



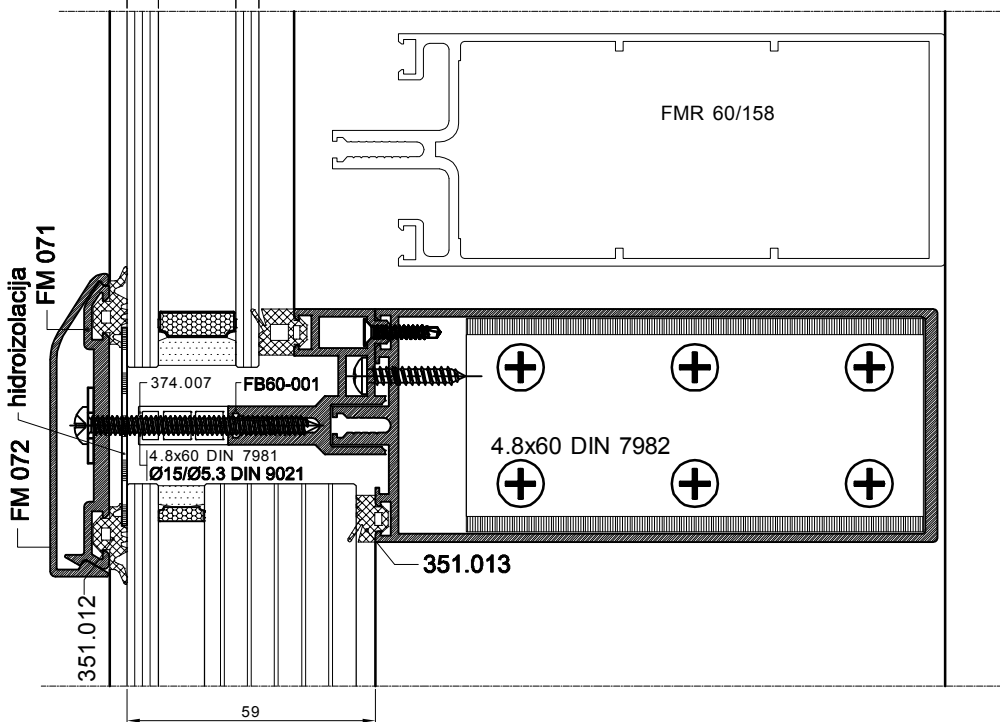


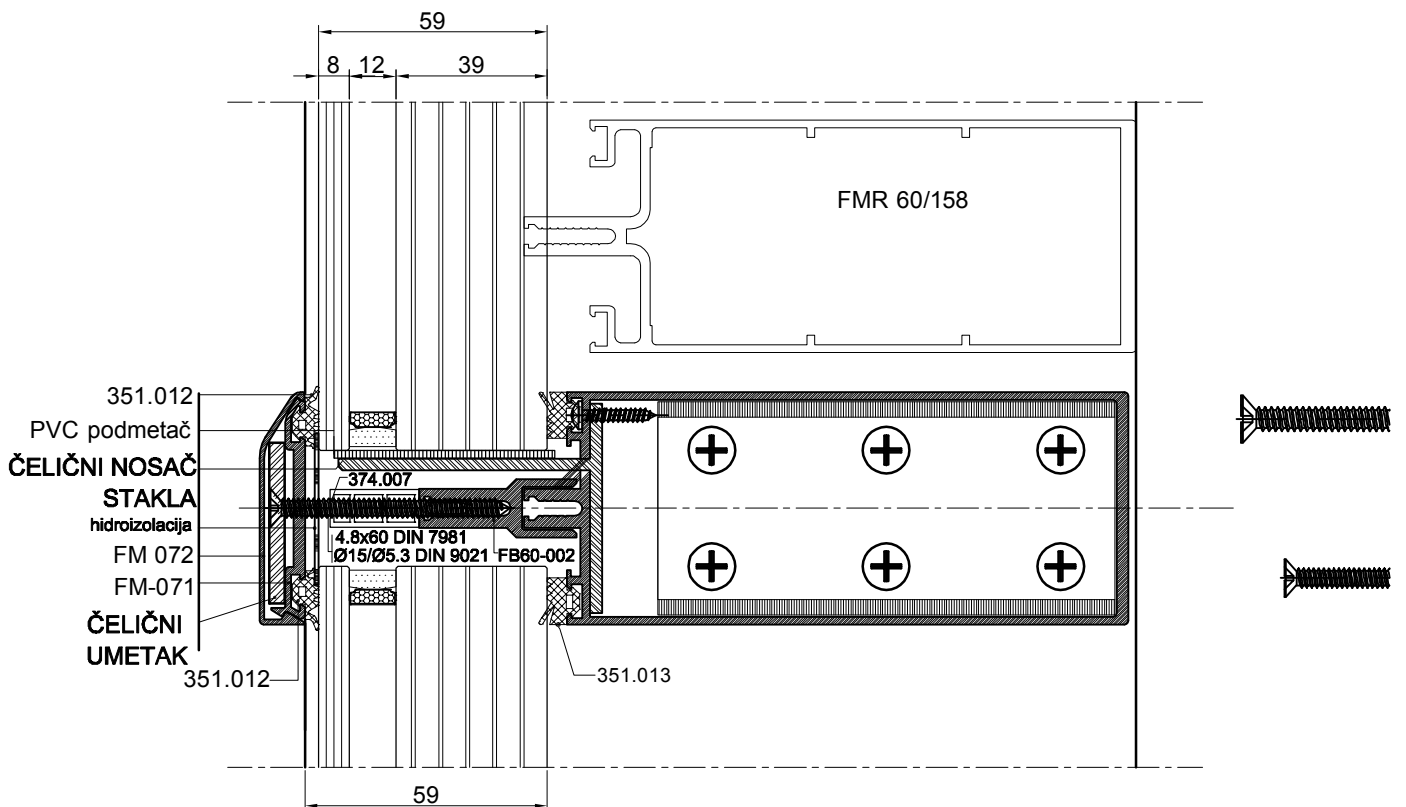
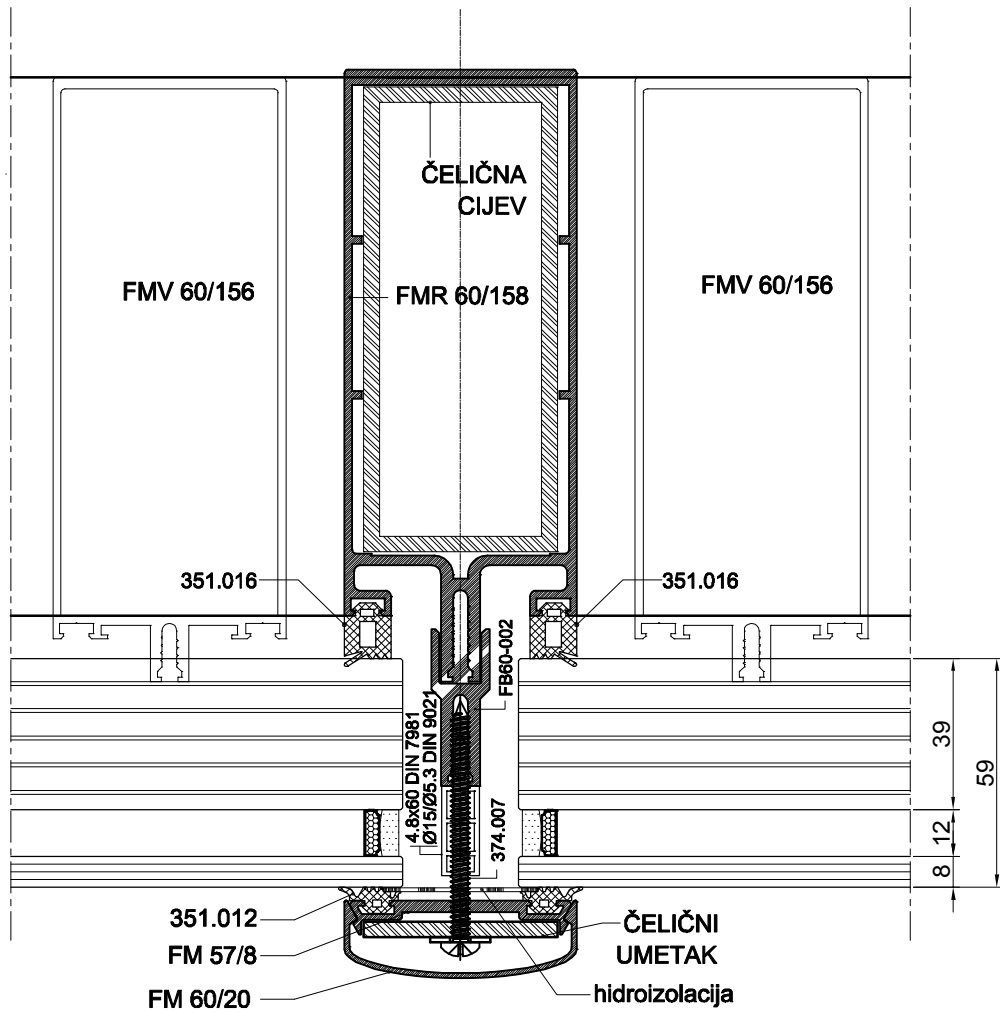
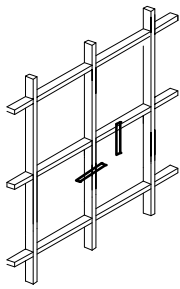


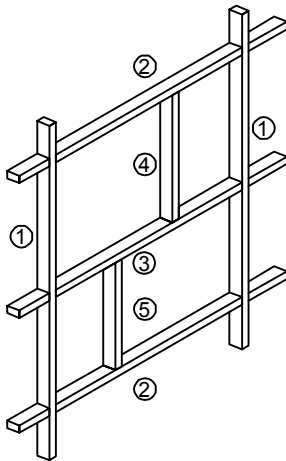
prokromski vijak 4.8x50 DIN 7981
podloška Ø15/Ø5.3 DIN 9021



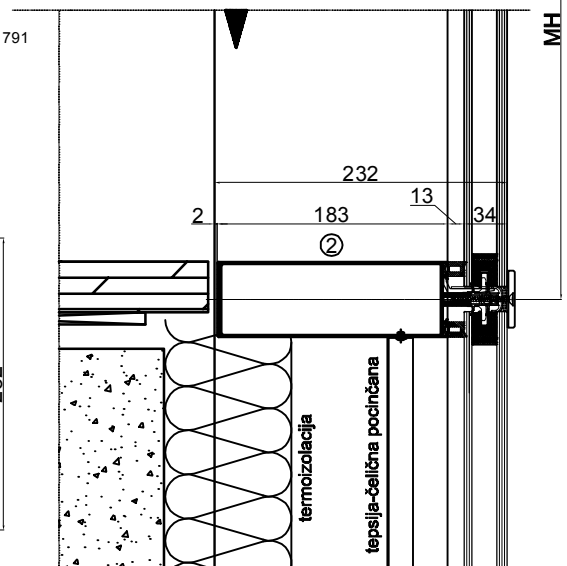
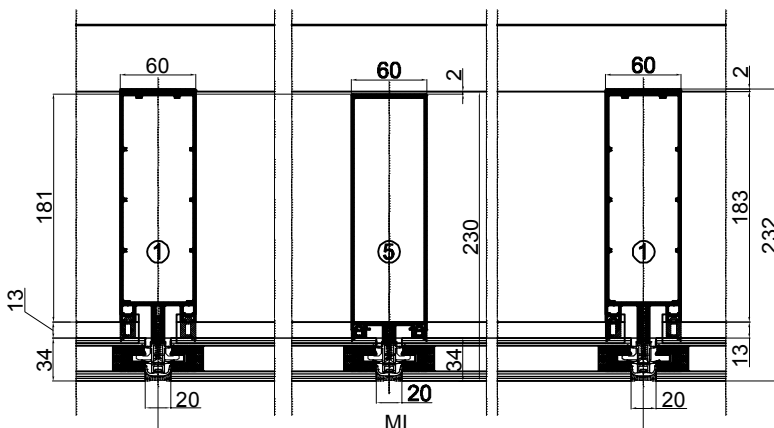
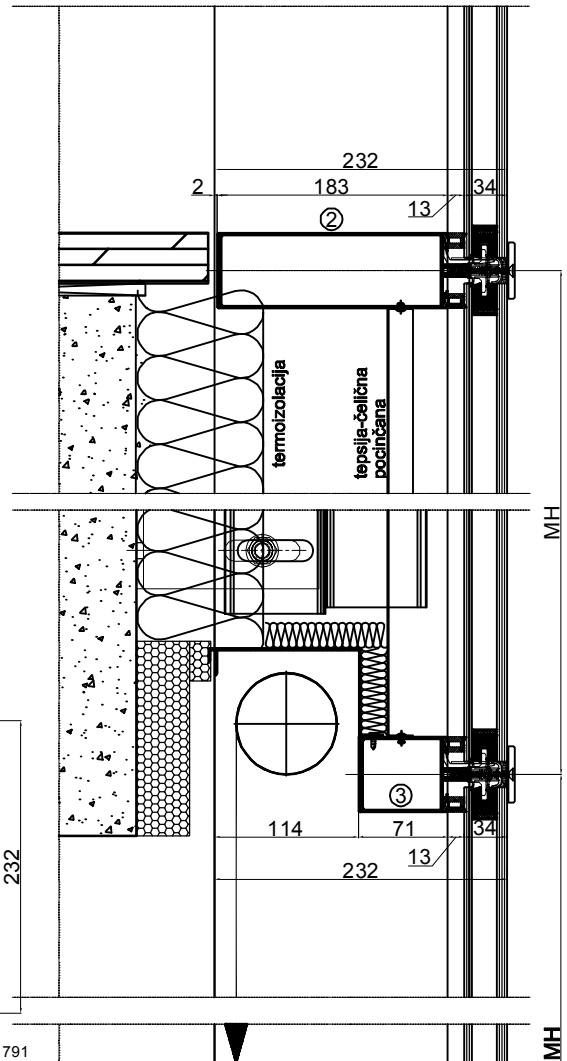
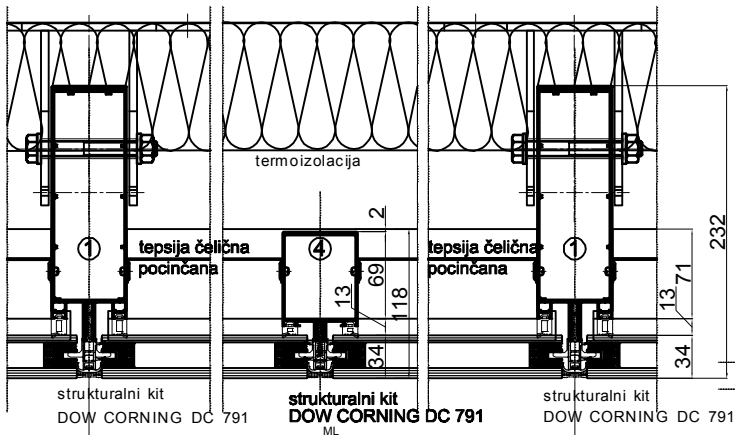
4.8x60 DIN 7981
Ø15/Ø5.3 DIN 9021

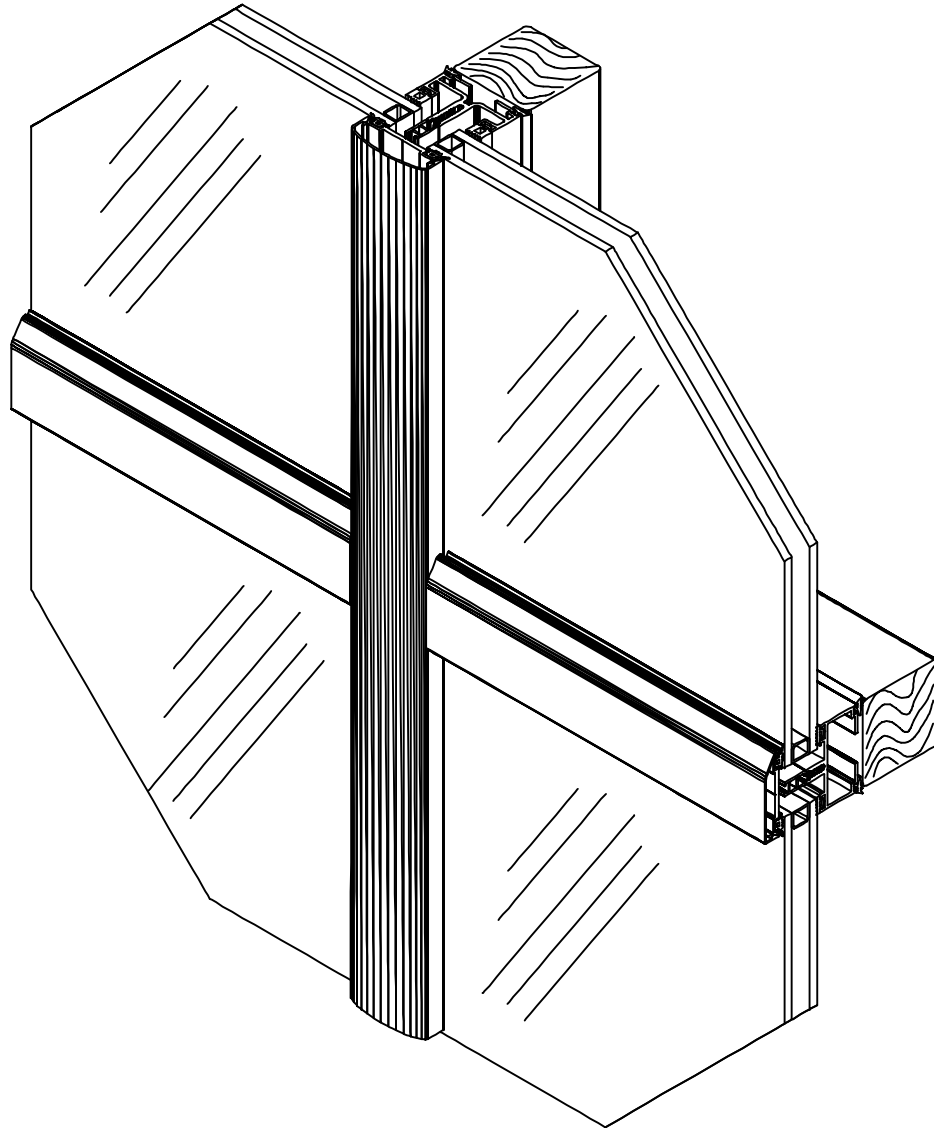




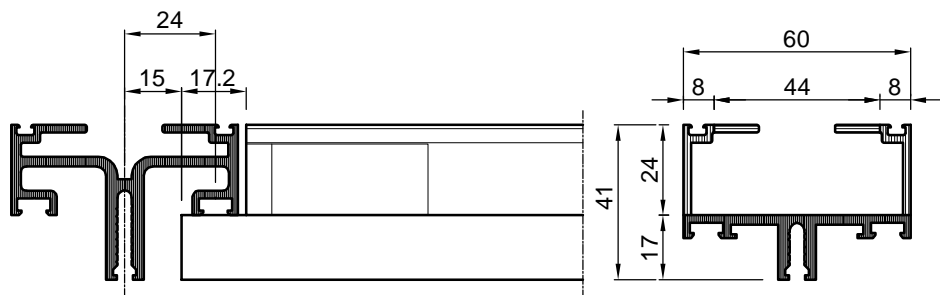
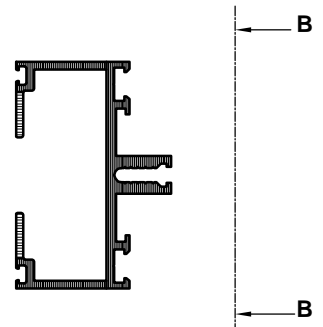
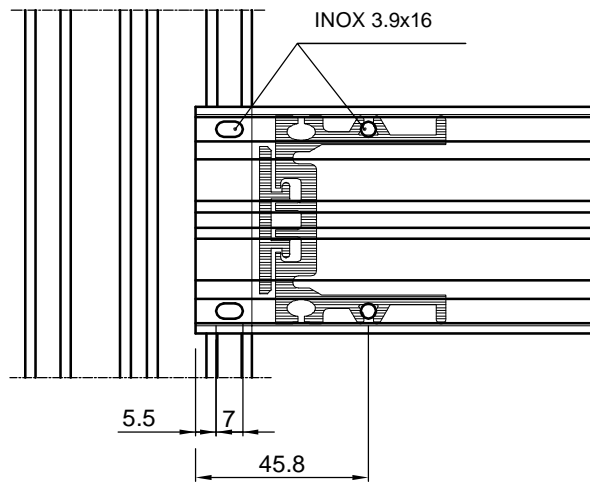
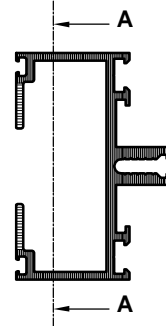
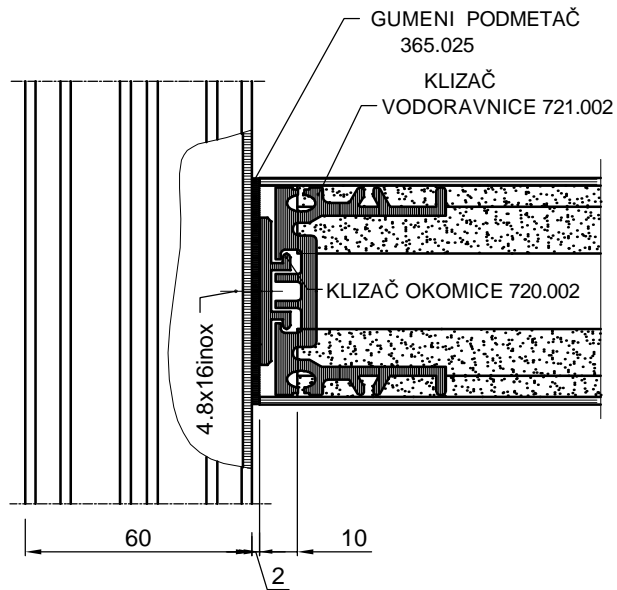


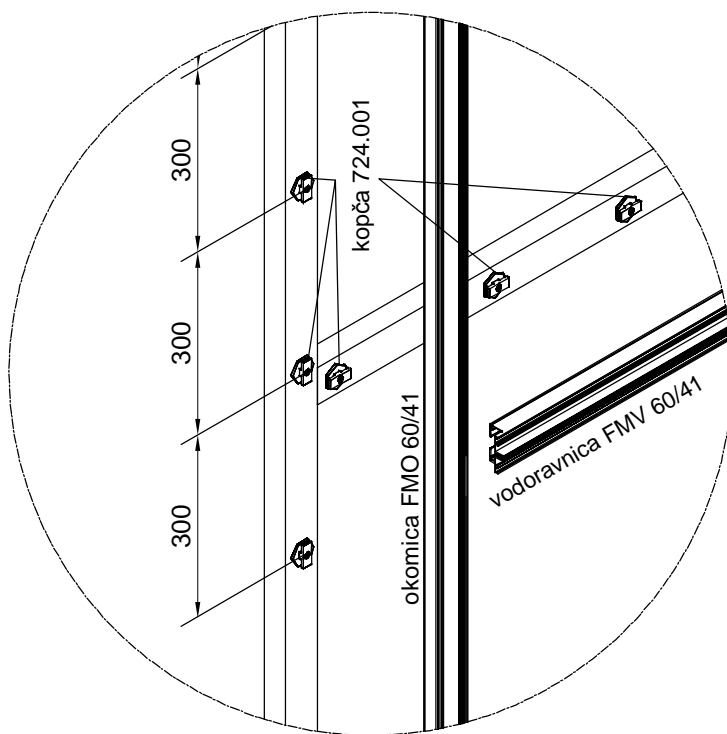
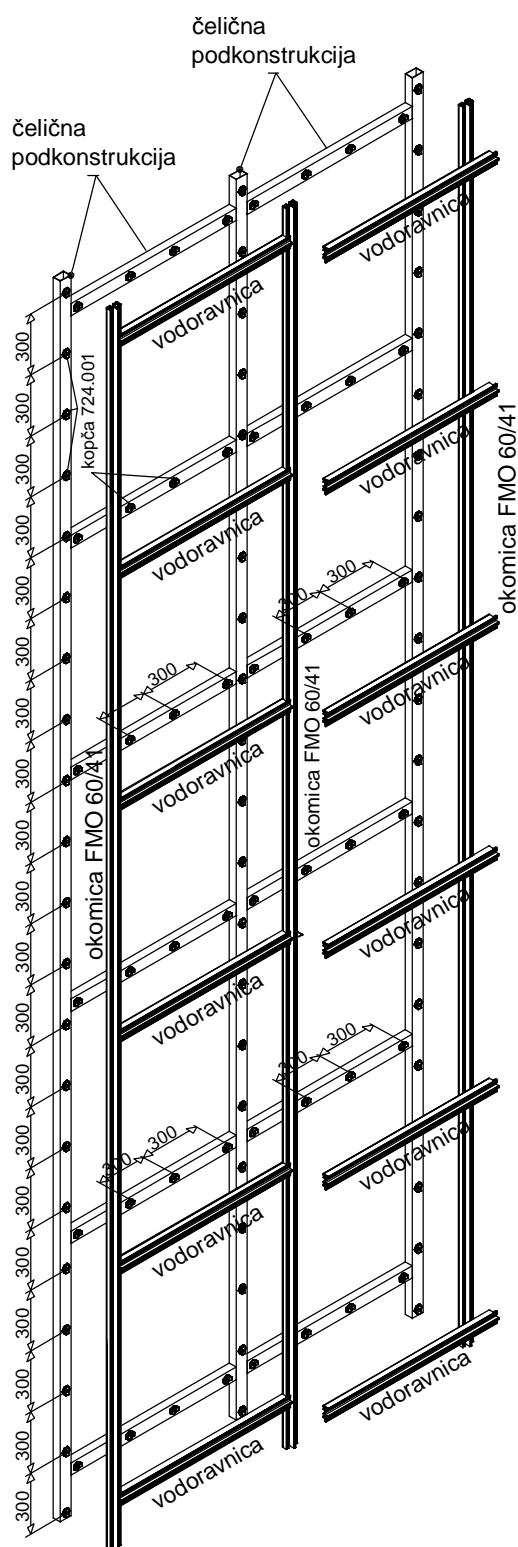
- ① okomica FMO 60/202
- ② pomoćna vodoravnica FMP 60/200
- ③ pomoćna vodoravnica FMP 60/88
- ④ pomoćna okomica FMV 60/88
- ⑤ pomoćna okomica FMV 60/198



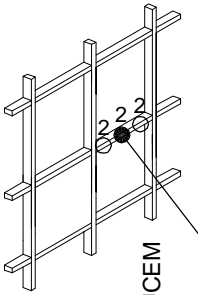


Detalj montaže



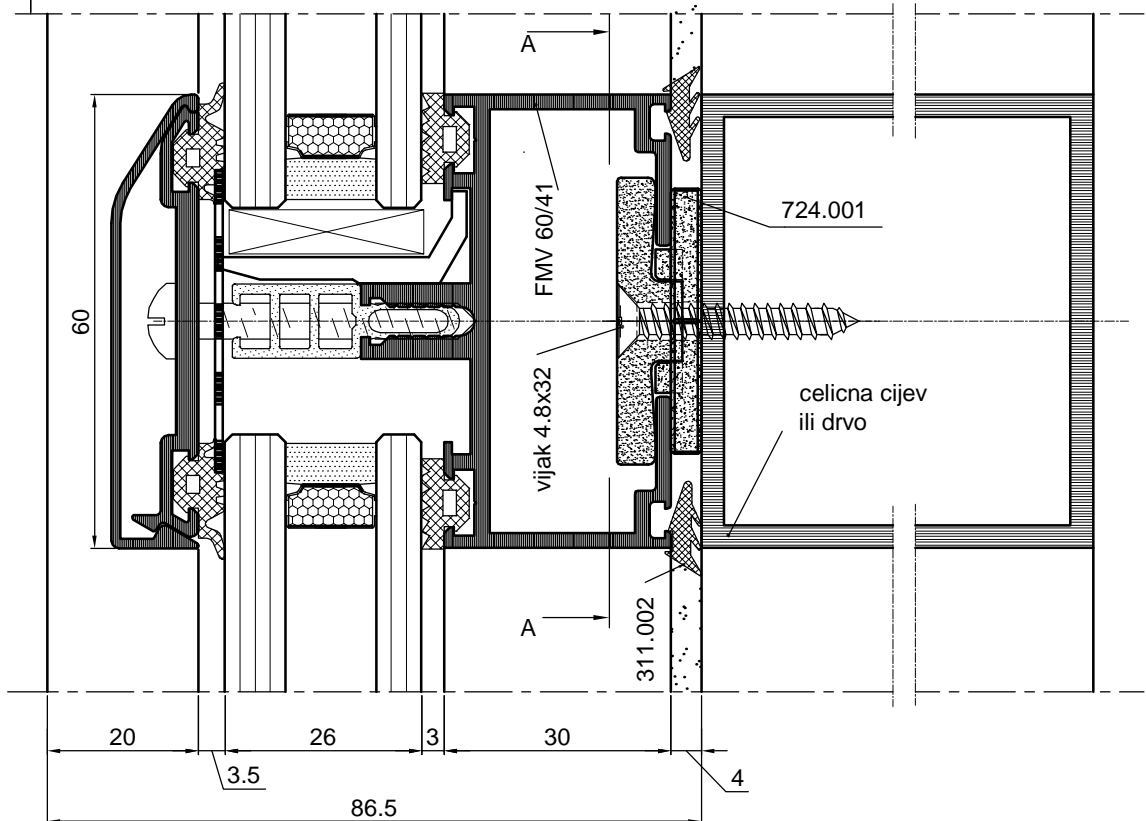
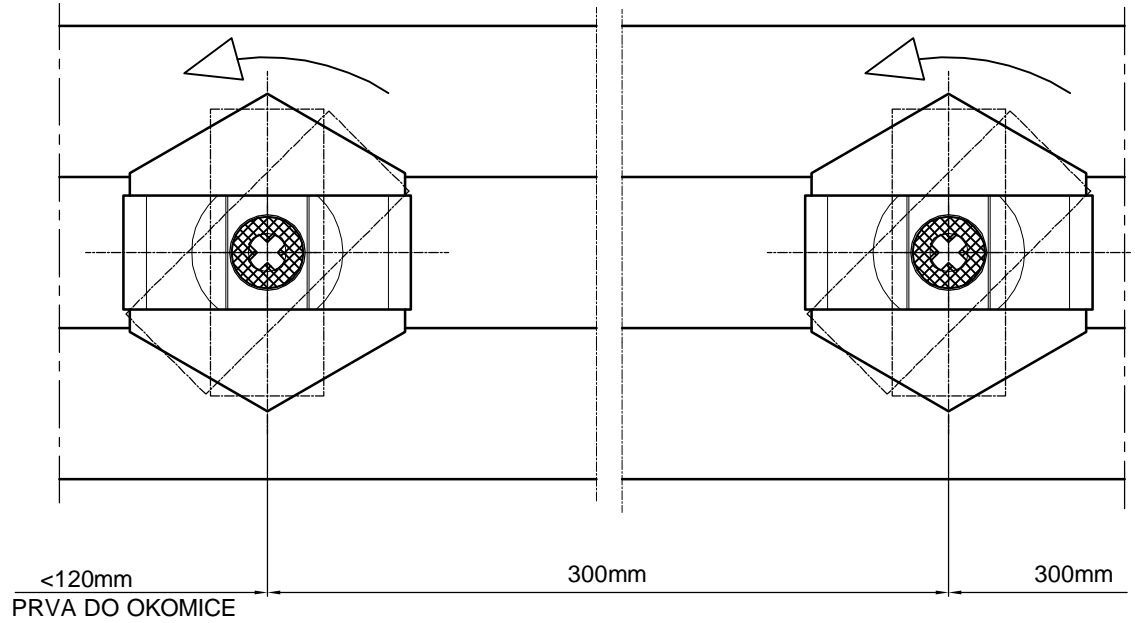


Vješanje fasade na čeličnu ili drvenu podkonstrukciju

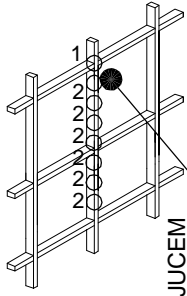


DONJE KOPCE KSDG SVAKIH 300mm.
 NAKON POSTAVLJANJA OKOMICE KOPCU ZAOKRENUTI KLJUJCEM
 za 90 stupnjeva

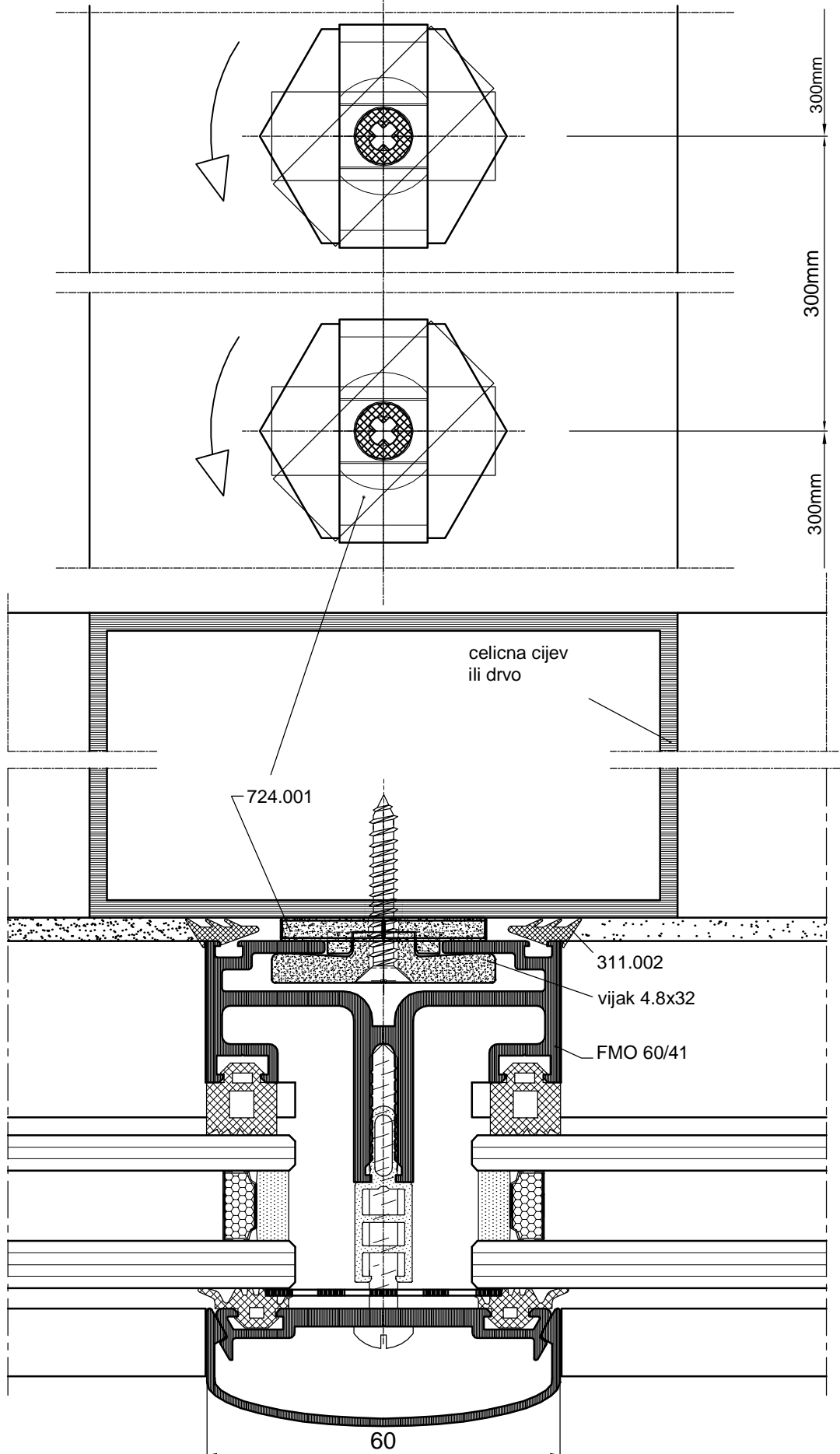
PRESJEK A

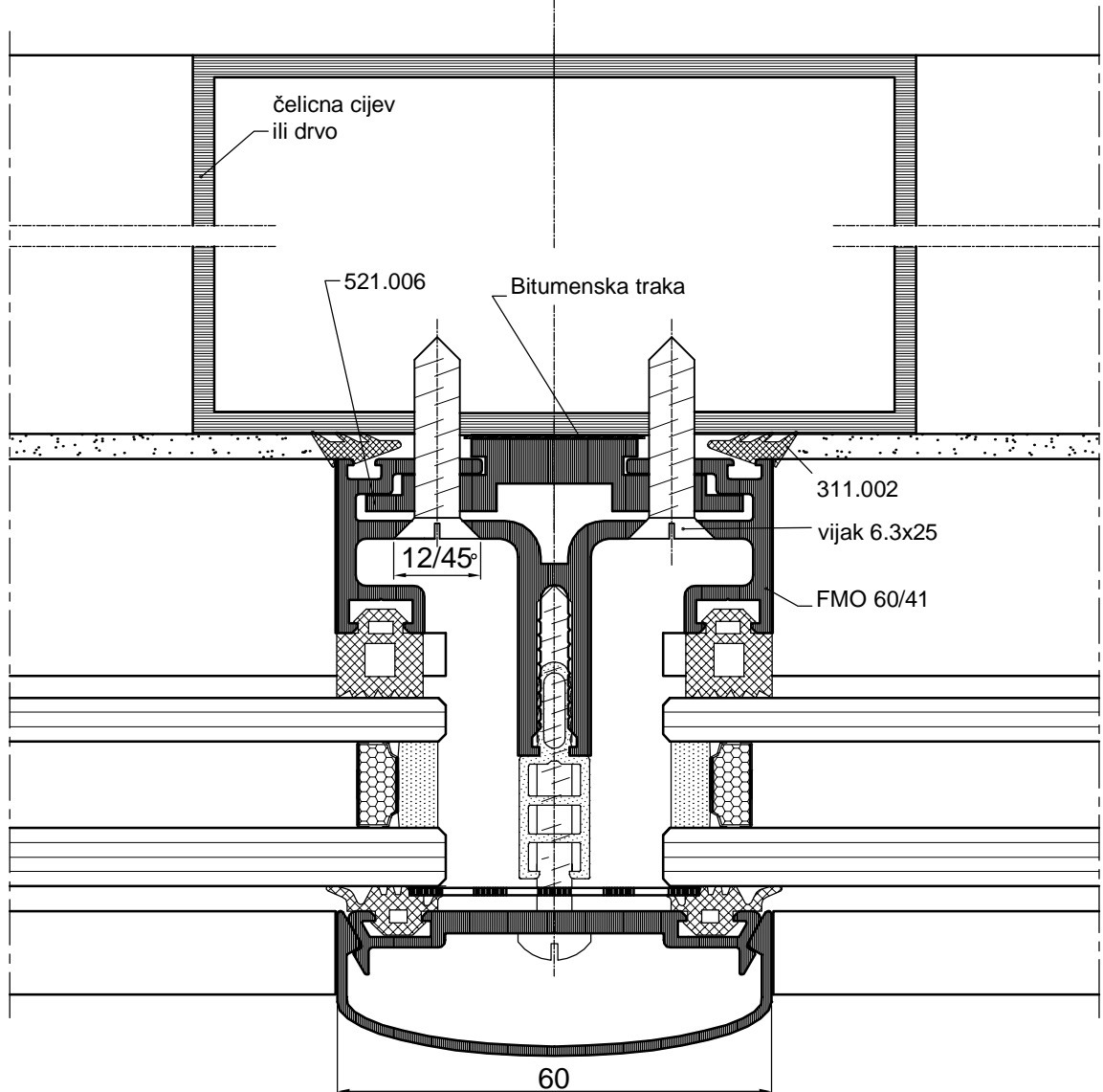
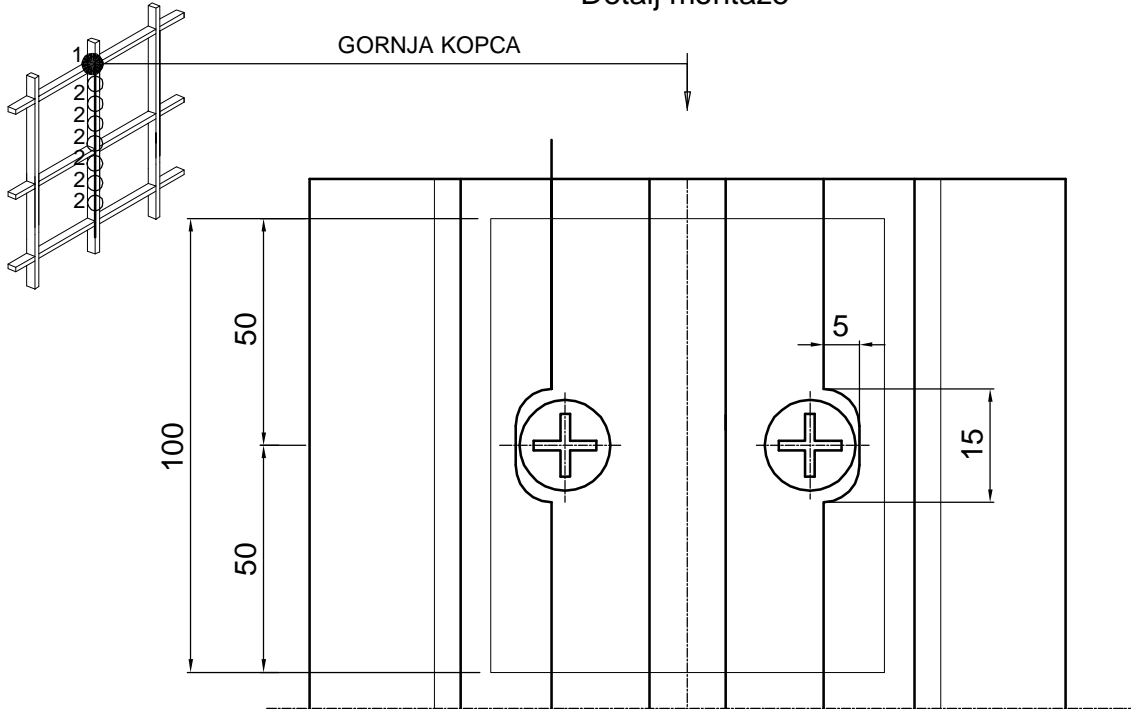


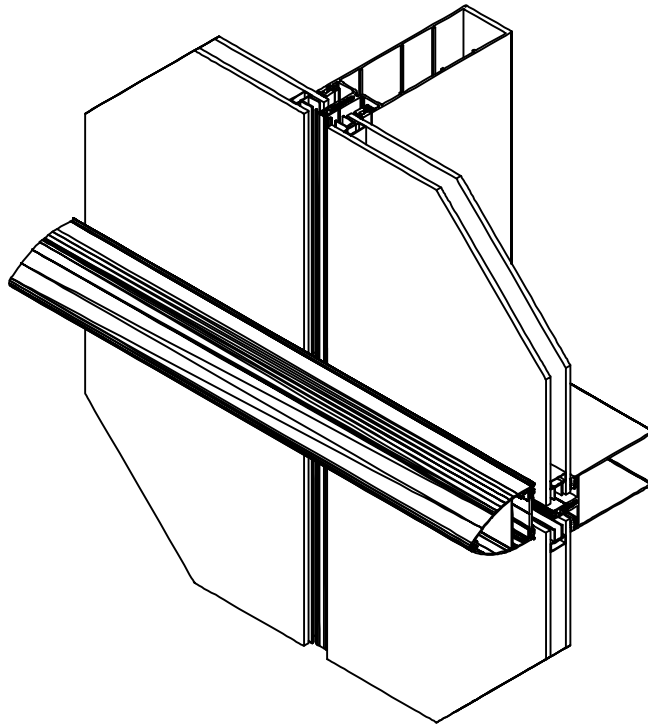
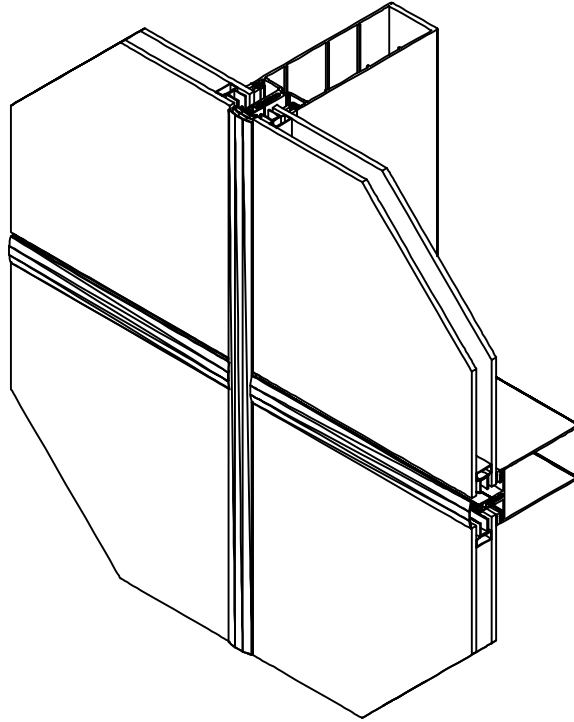
Detalj montaže

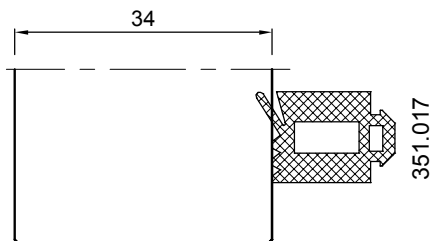


DONJE KOPCE KKS-DG SVAKIH 300mm.
NAKON POSTAVLJANJA OKOMICE KOPCU ZAOKRENUTI KLJUCEM
za 90 stupnjeva






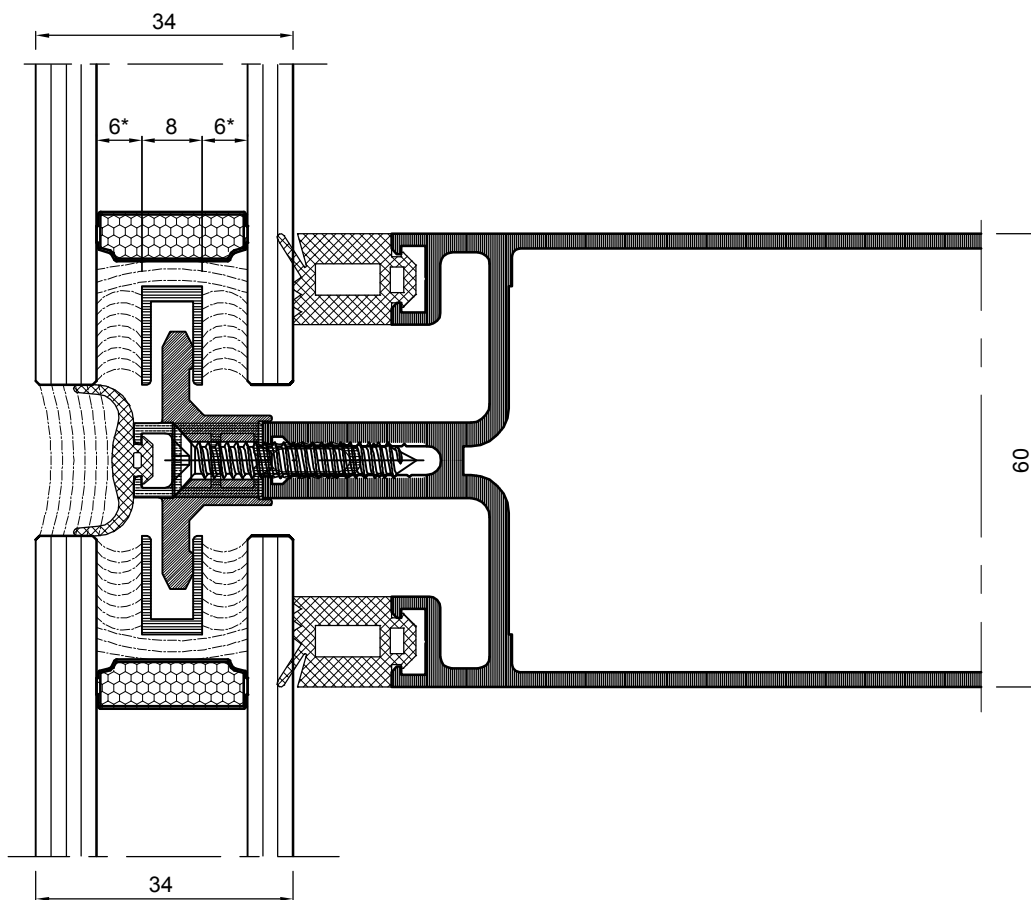
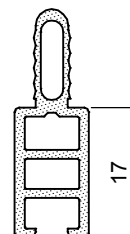




prokromski vijak
4.8x32 DIN 7982

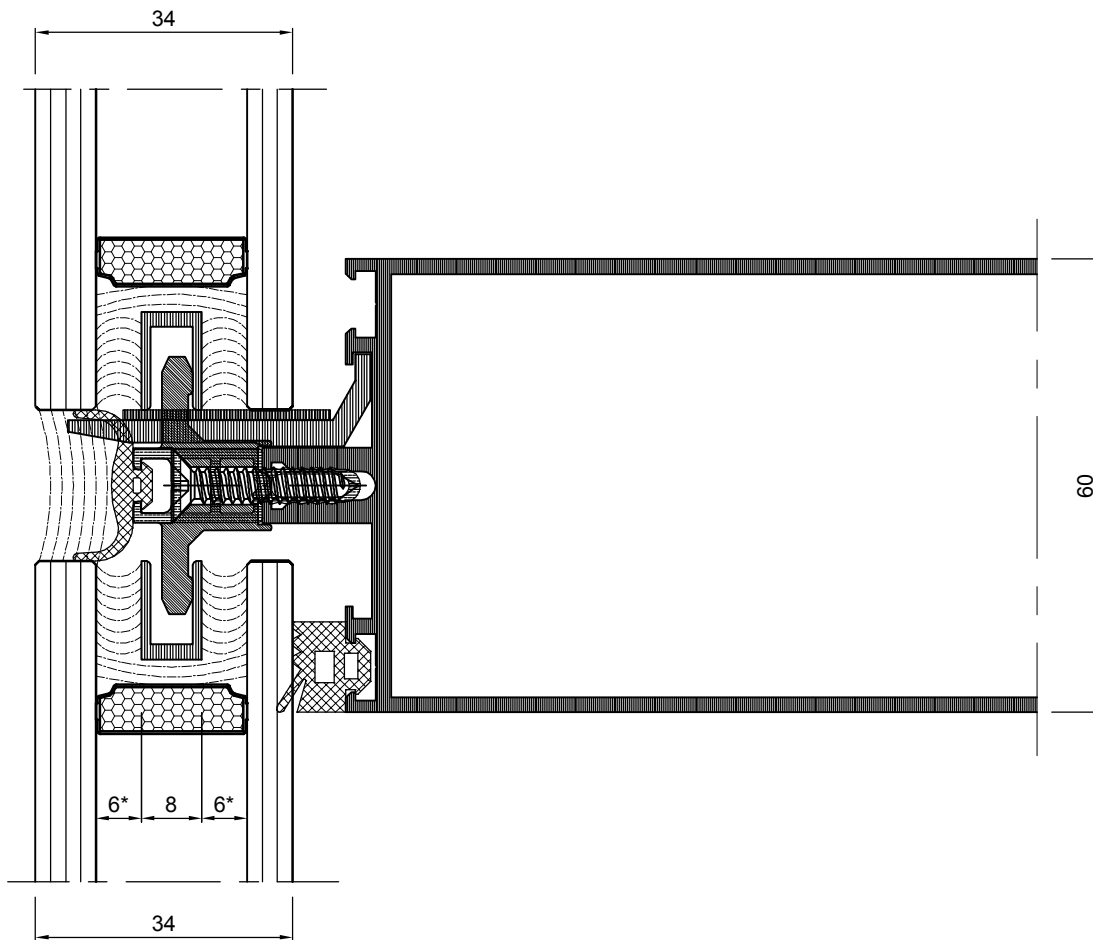
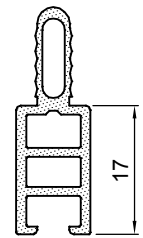

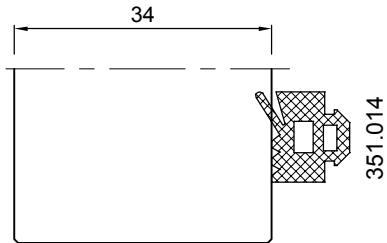


374.005



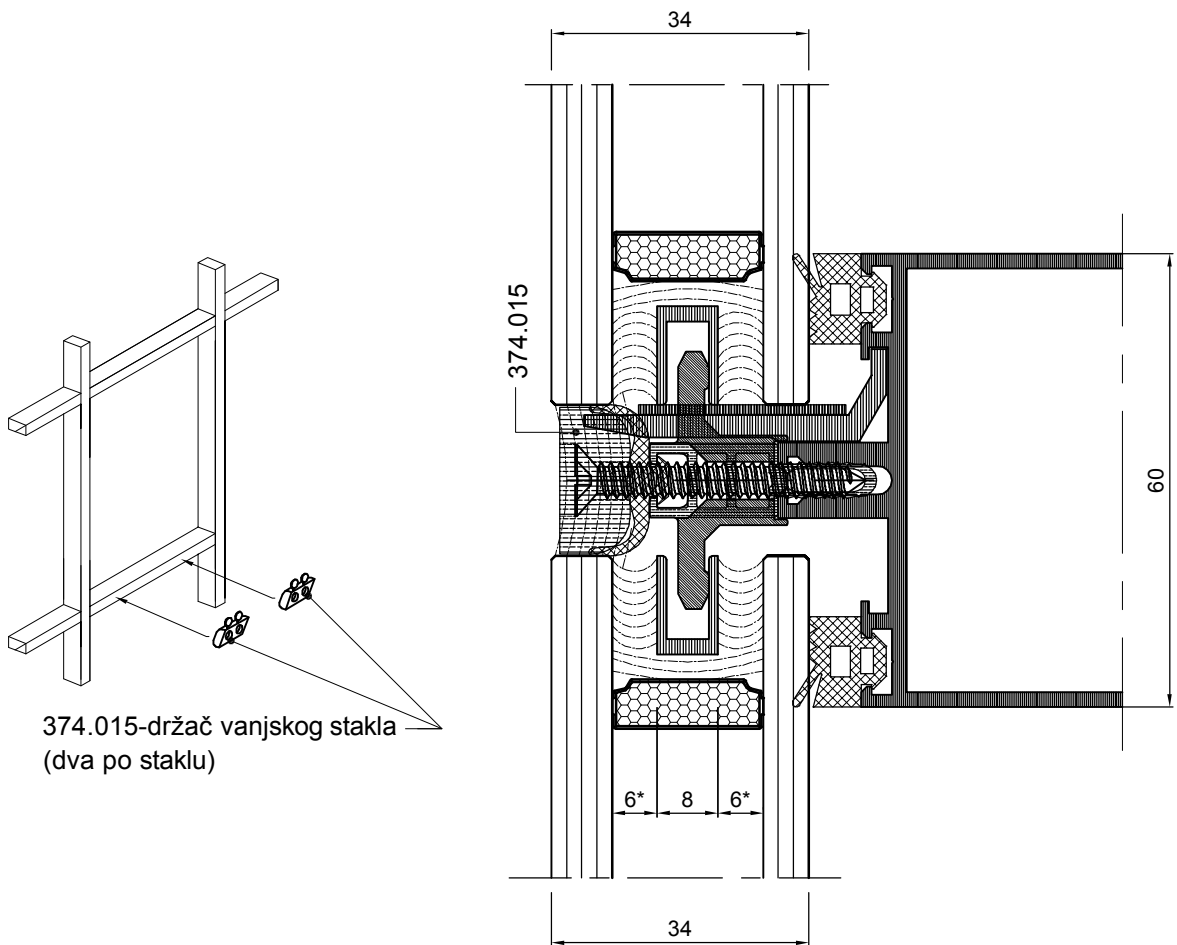
prokromski vijak
4.8x25 DIN 7982

374.005



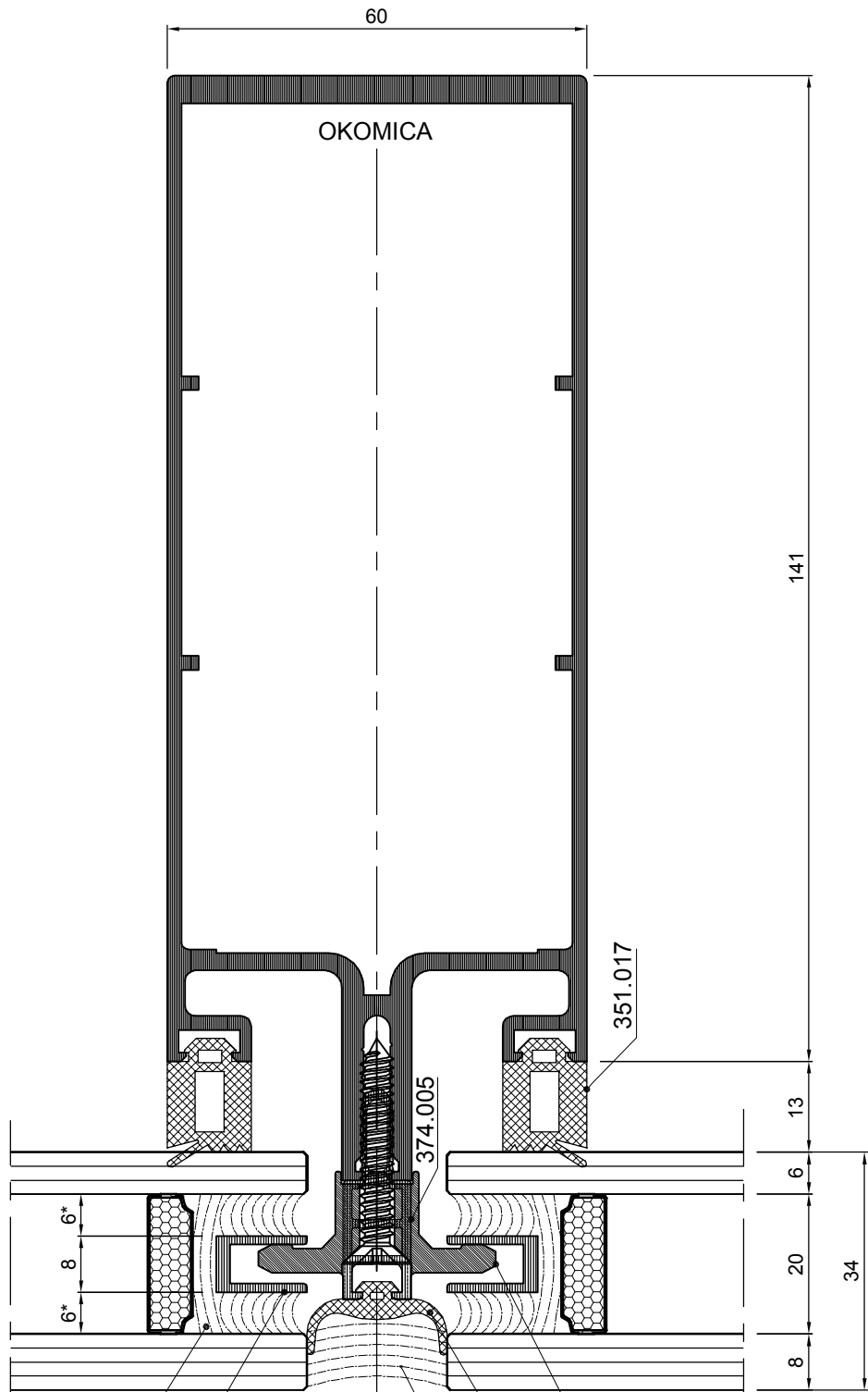
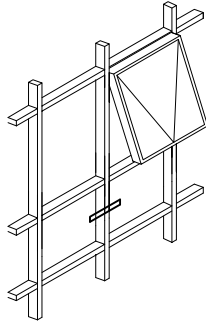
Vodoravnica

	<p>prokromski vijak 4.8x38 DIN 7982</p>	<p>374.005</p>
--	---------------------------------------------	----------------



374.015-držać vanjskog stakla
(dva po staklu)

Presjeci

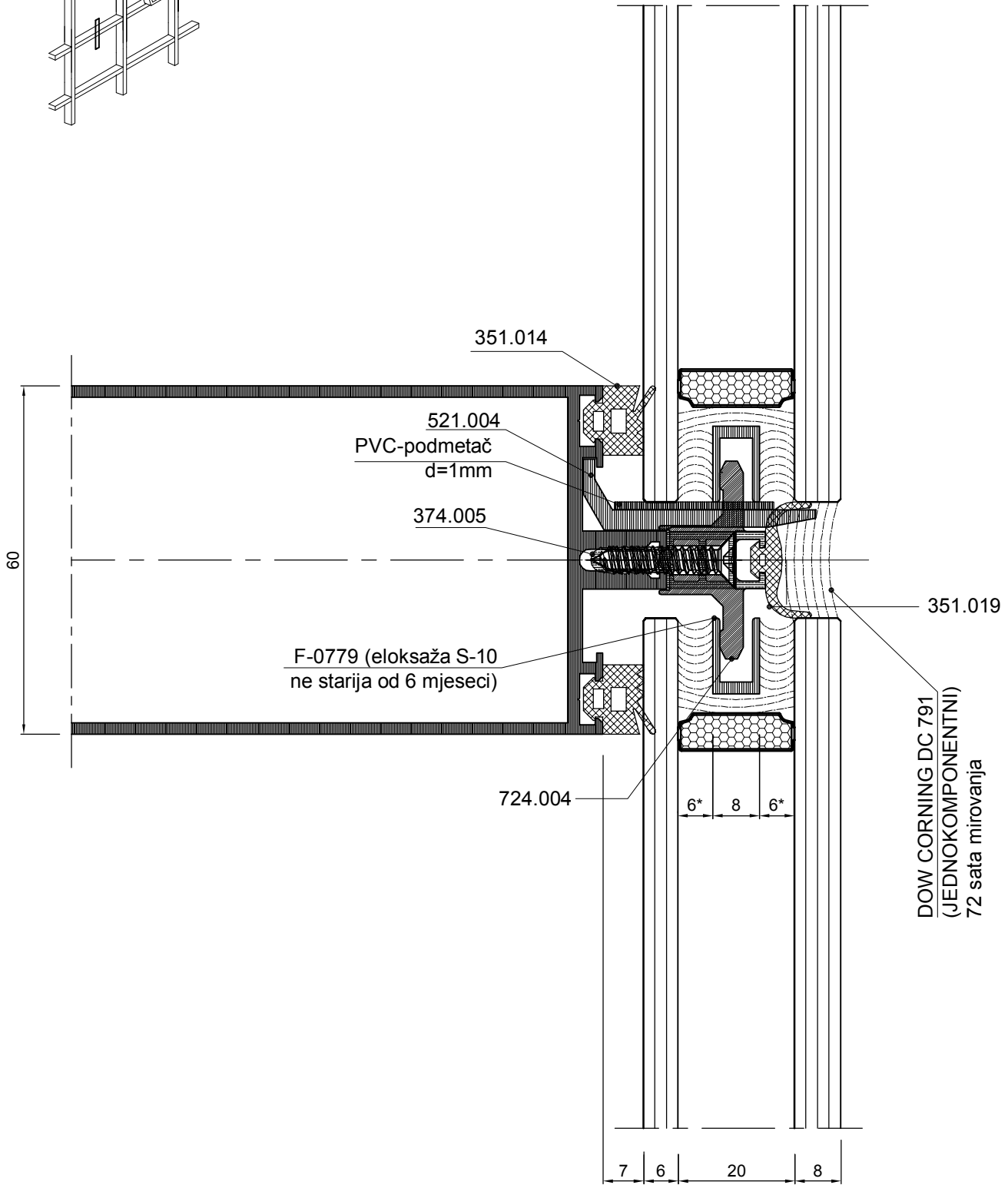
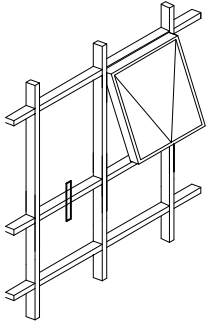


DOW CORNING DC 3362
(Dvokomponentni 72 sata
mirovanja)

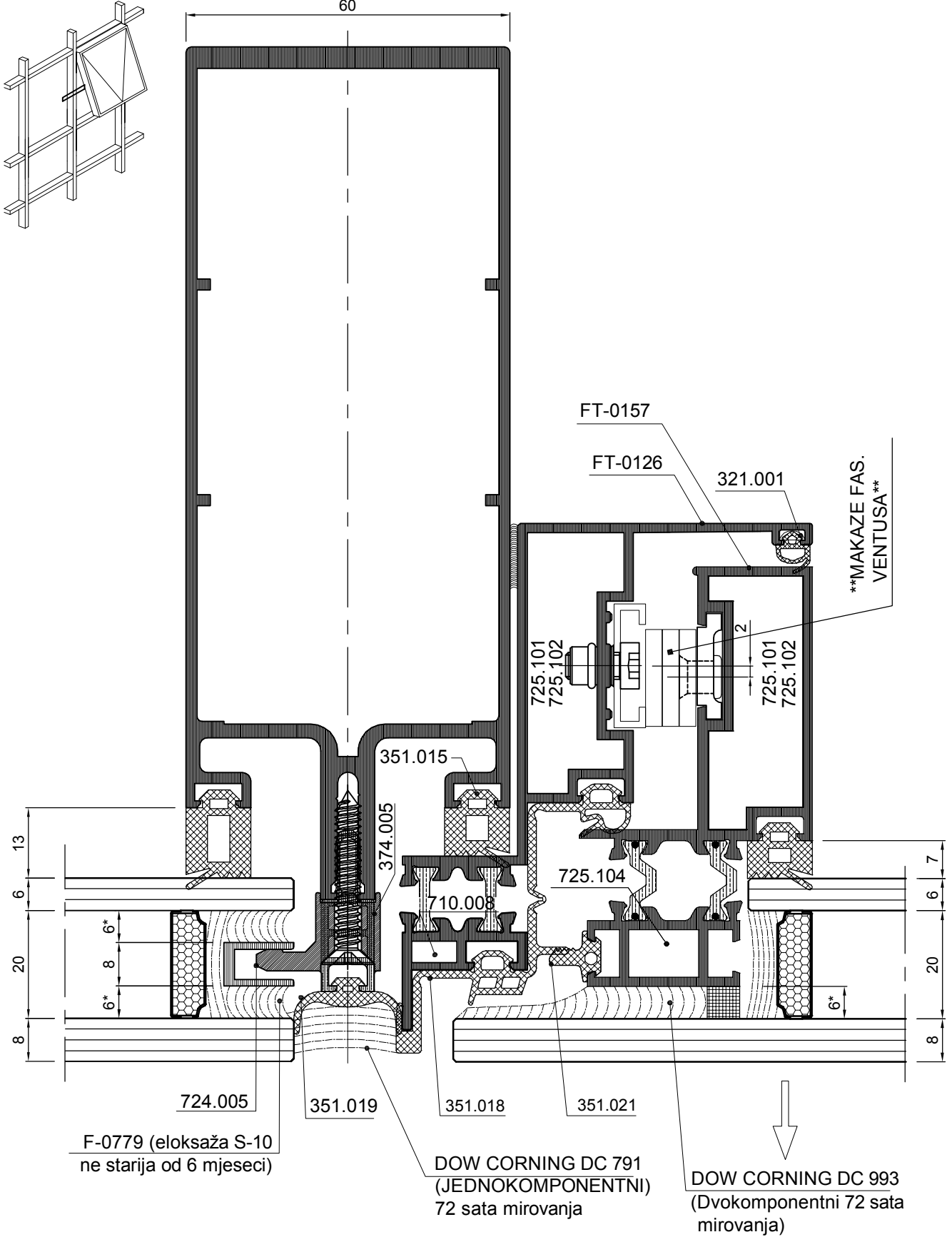
F-0779 (eloksaža S-10
ne starija od 6 mjeseci)

DOW CORNING DC 791
(JEDNOKOMPONENTNI)
72 sata mirovanja

DEBLJINA STRUKTURALNOG KITA 6mm



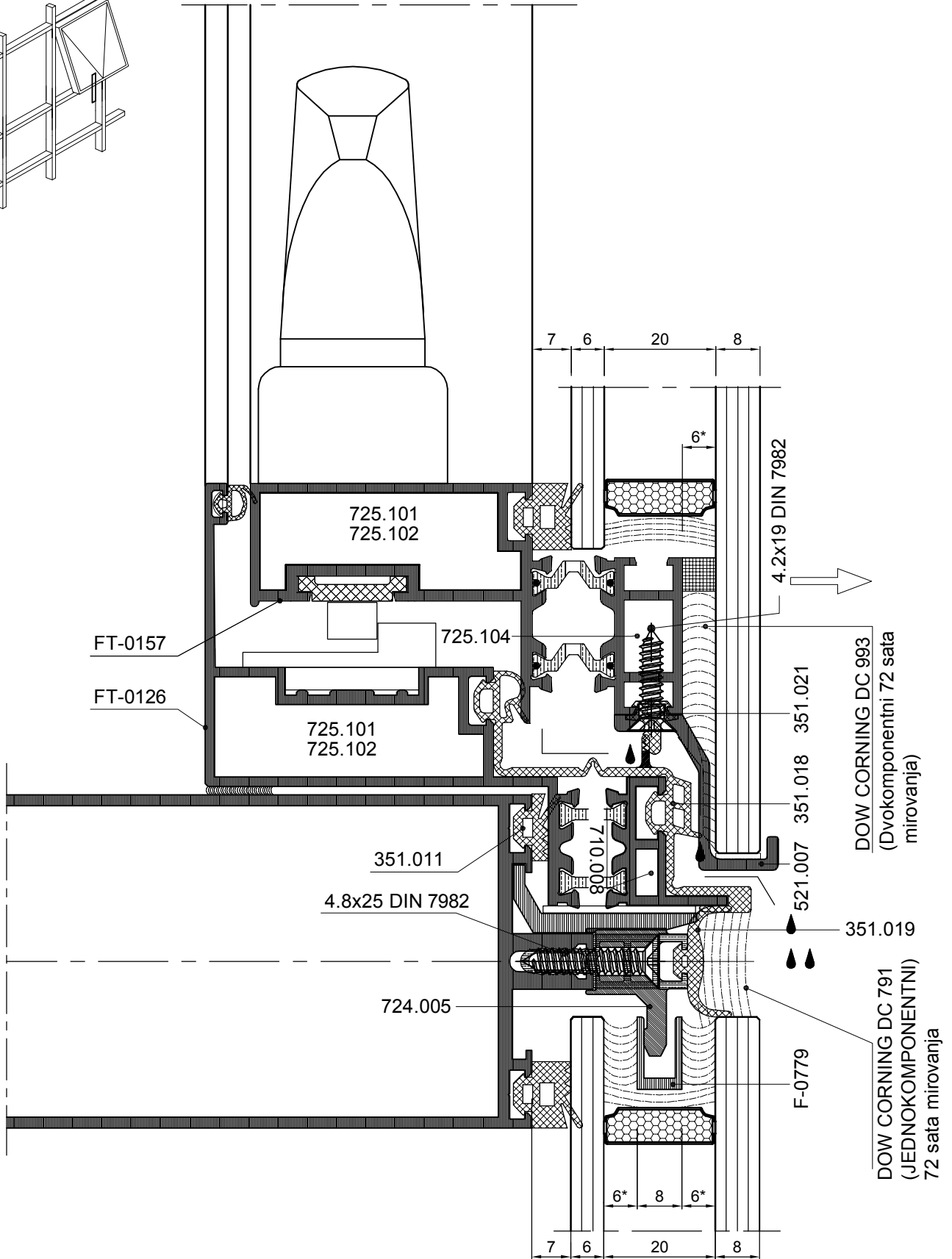
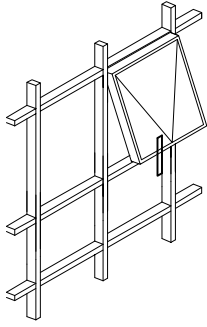
DEBLJINA STRUKTURALNOG KITA 6mm



***VANJSKA STRANA PROFILA FT-0157 NA KOJU SE LIJEPI STAKLO MORA BITI ELOXIRANA U S-10 NE STARIJA OD 6 MJESECI

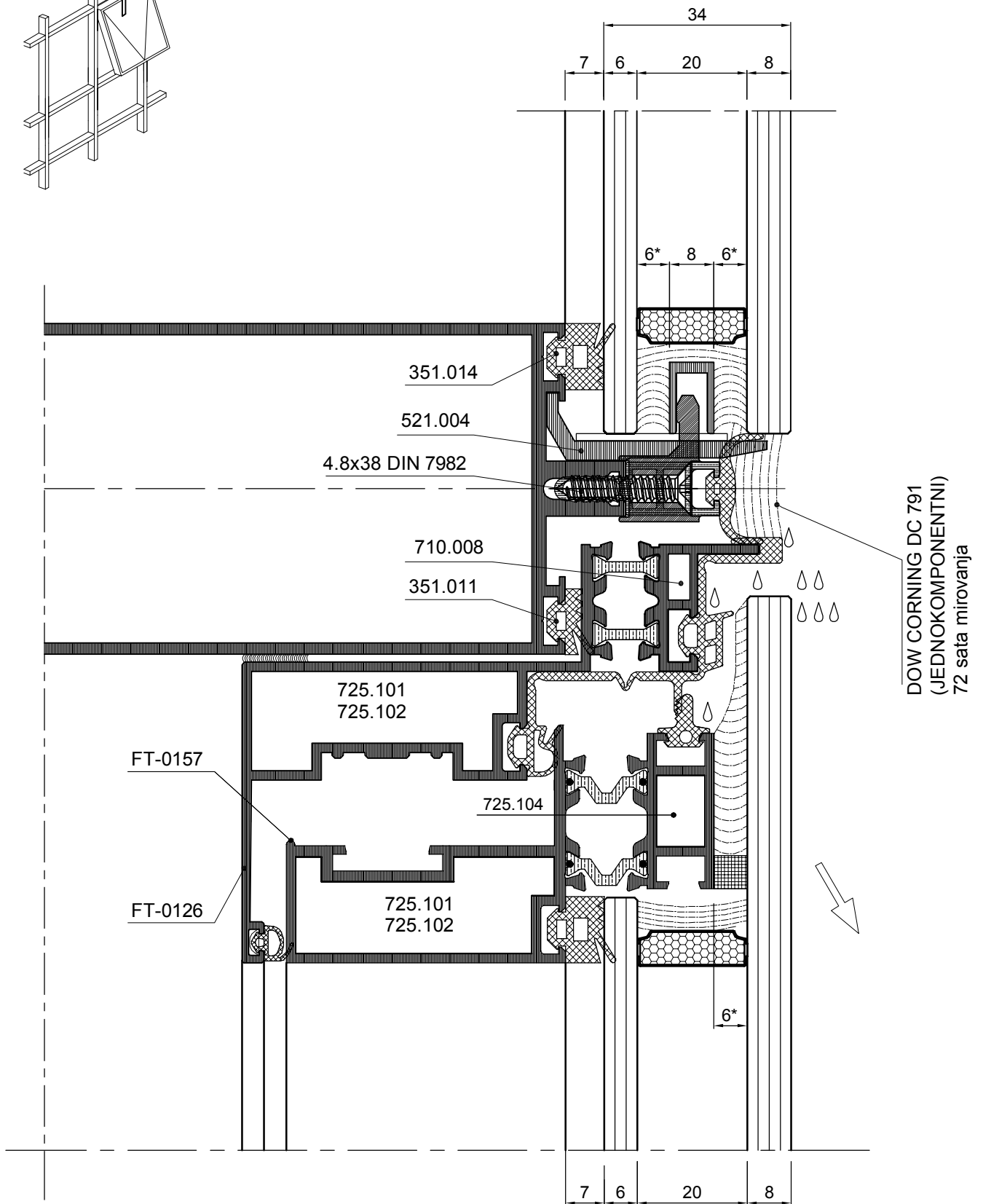
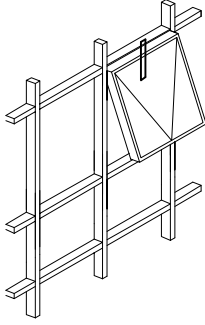
MAKAZE FASADNOG VENTUSA SA ZAKOVANIM KLIZAČEM NC-1459

DEBLJINA STRUKTURALNOG KITA 6mm



**VANJSKA STRANA PROFILA FT-0157 NA KOJU SE LIJEPI STAKLO MORA BITI ELOXIRANA U S-10 NE STARIJA OD 6 MJESECI

DEBLJINA STRUKTURALNOG KITA 6mm

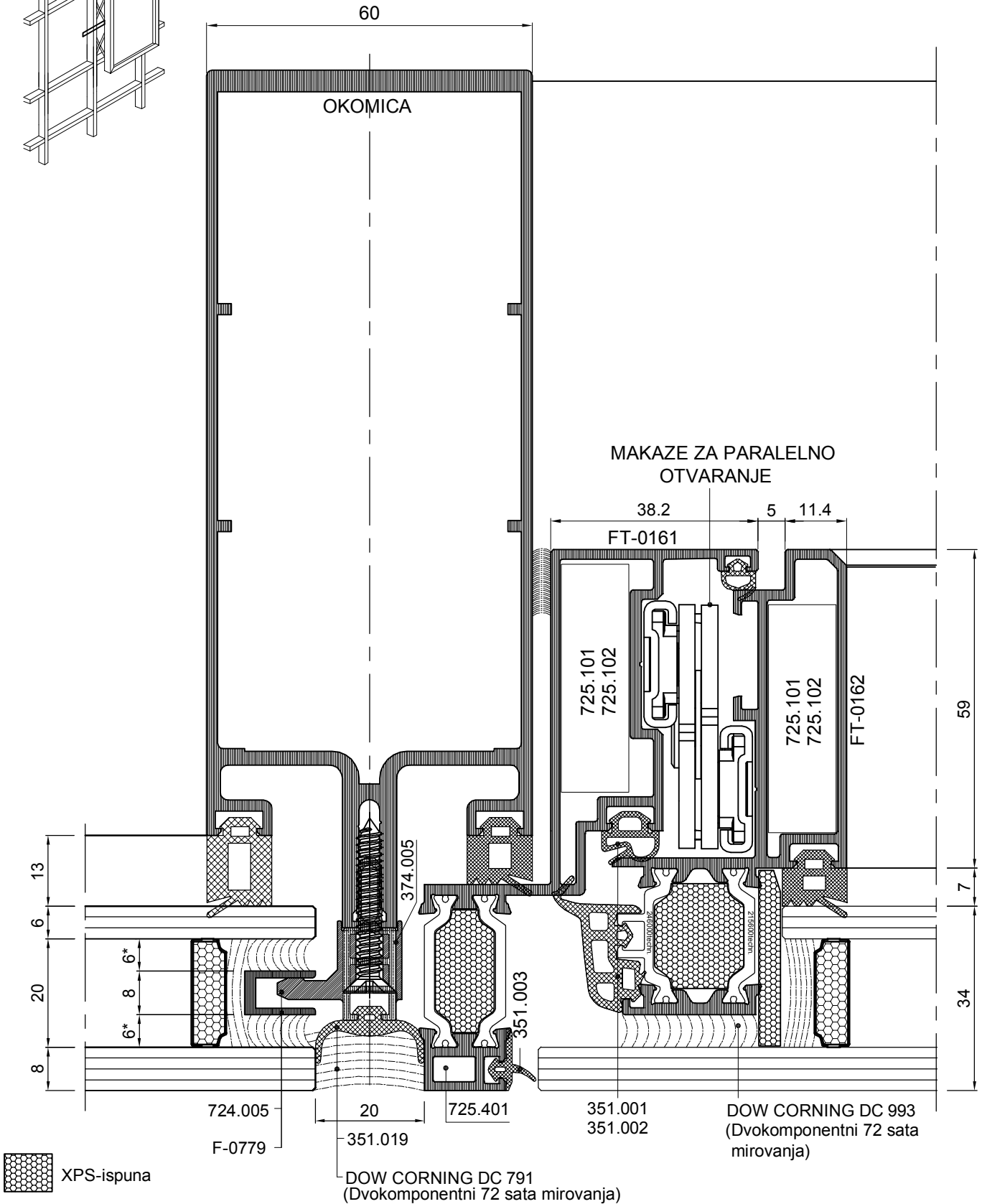
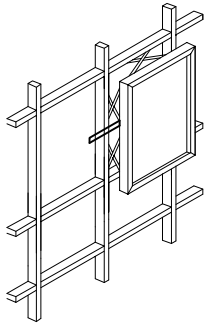


DOW CORNING DC 791
(JEDNOKOMPONENTNI)
72 sata mirovanja

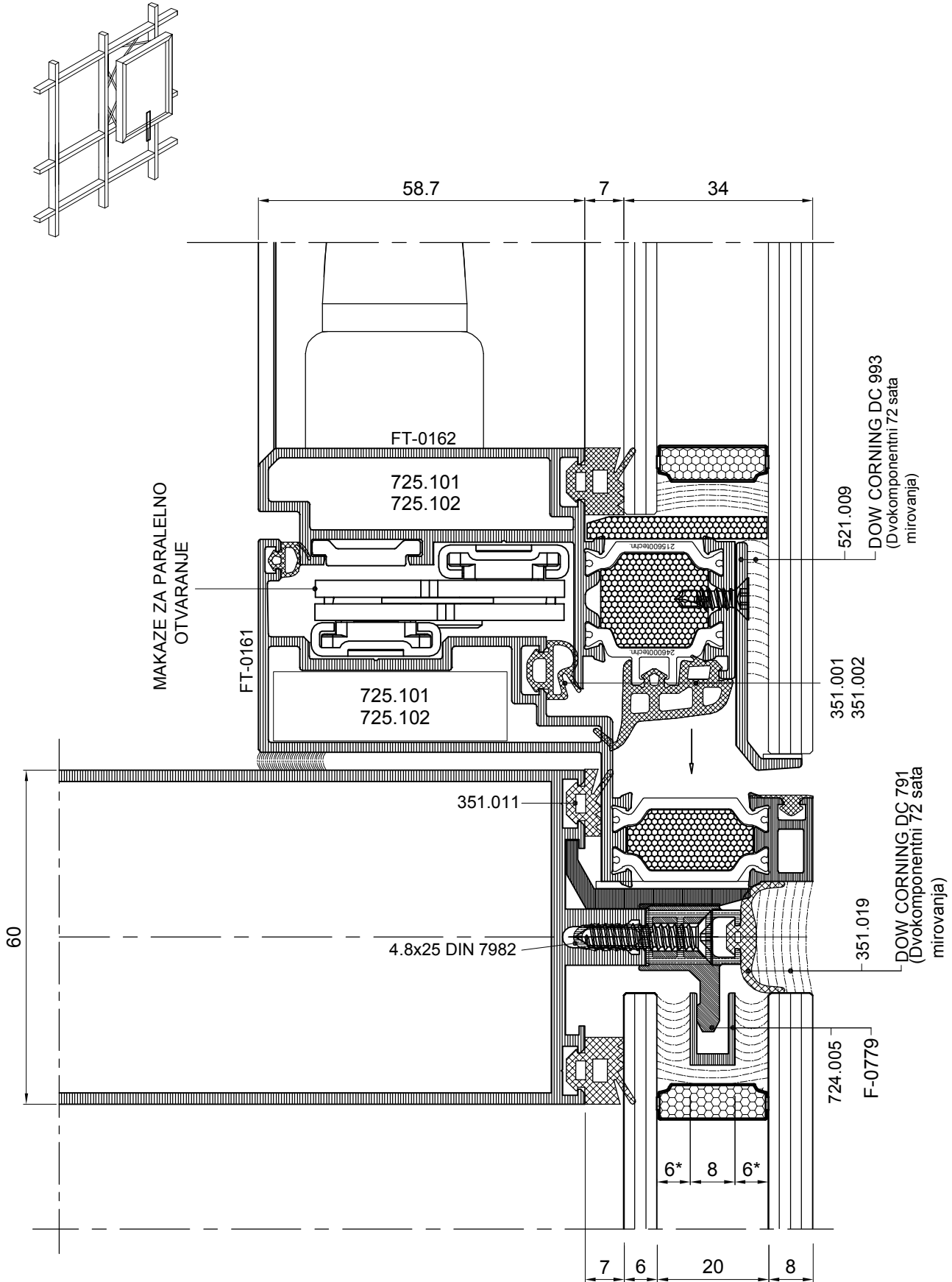
NE STARIJA OD 6 MJESECI

**VANJSKA STRANA PROFILA FT-0157 NA KOJU SE LIJEPI STAKLO MORA BITI ELOXIRANA U S-10

DEBLJINA STRUKTURALNOG KITA 6mm



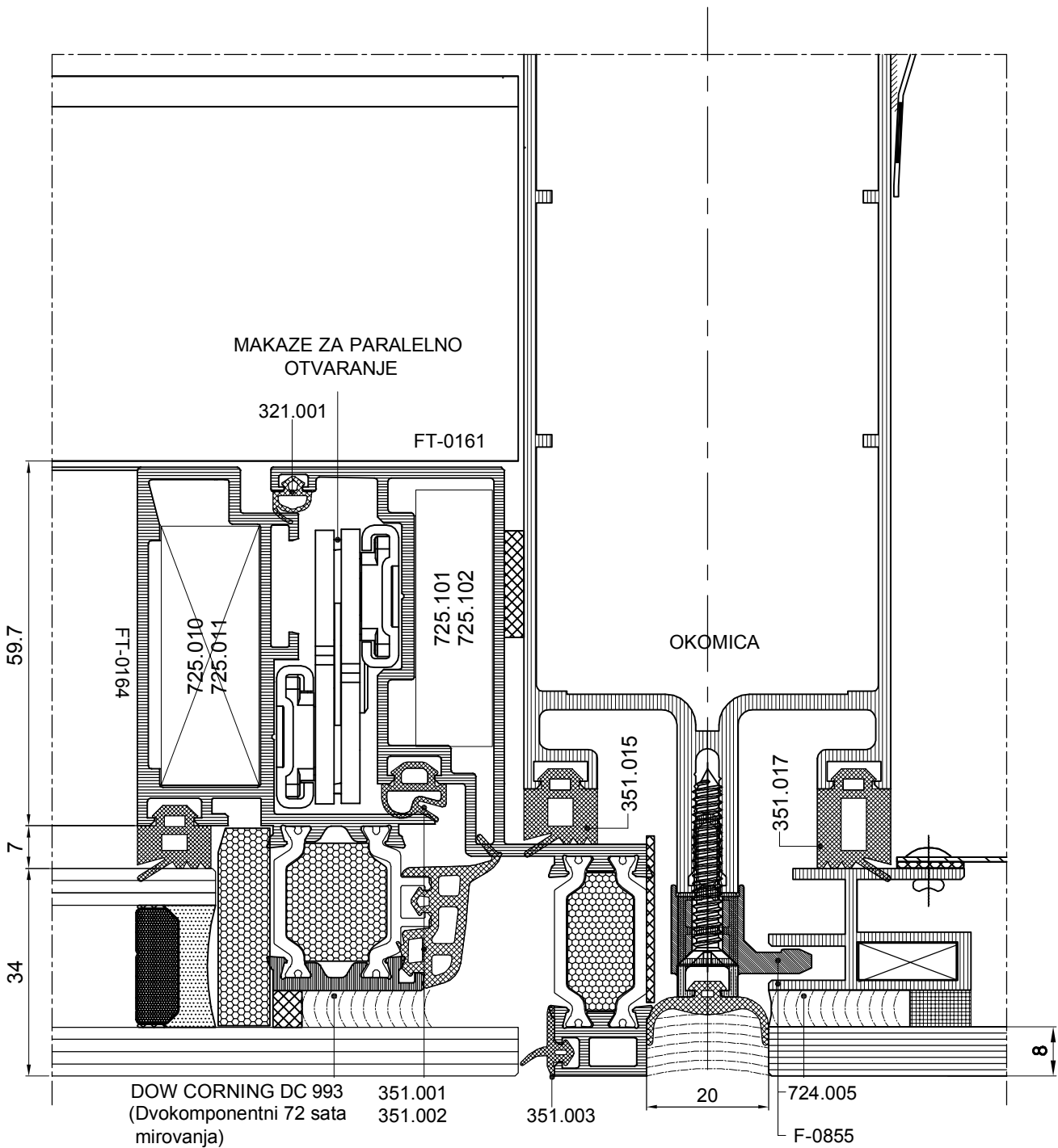
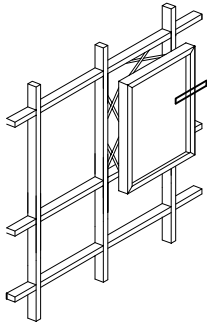
- ***VANJSKA STRANA PROFILA FT-0161 BOJI SE U CRNO.
- **VANJSKA STRANA PROFILA FT-0162 i PROFIL F-0779 NA KOJU SE LIJEPI STAKLO MORA BITI ELOXIRANA U S-10 NE STARIJA OD 6 MJESECI
- *DEBLJINA STRUKTURALNOG KITA 6mm*; $U_f = 2.40 \text{ W/m}^2\text{K}$

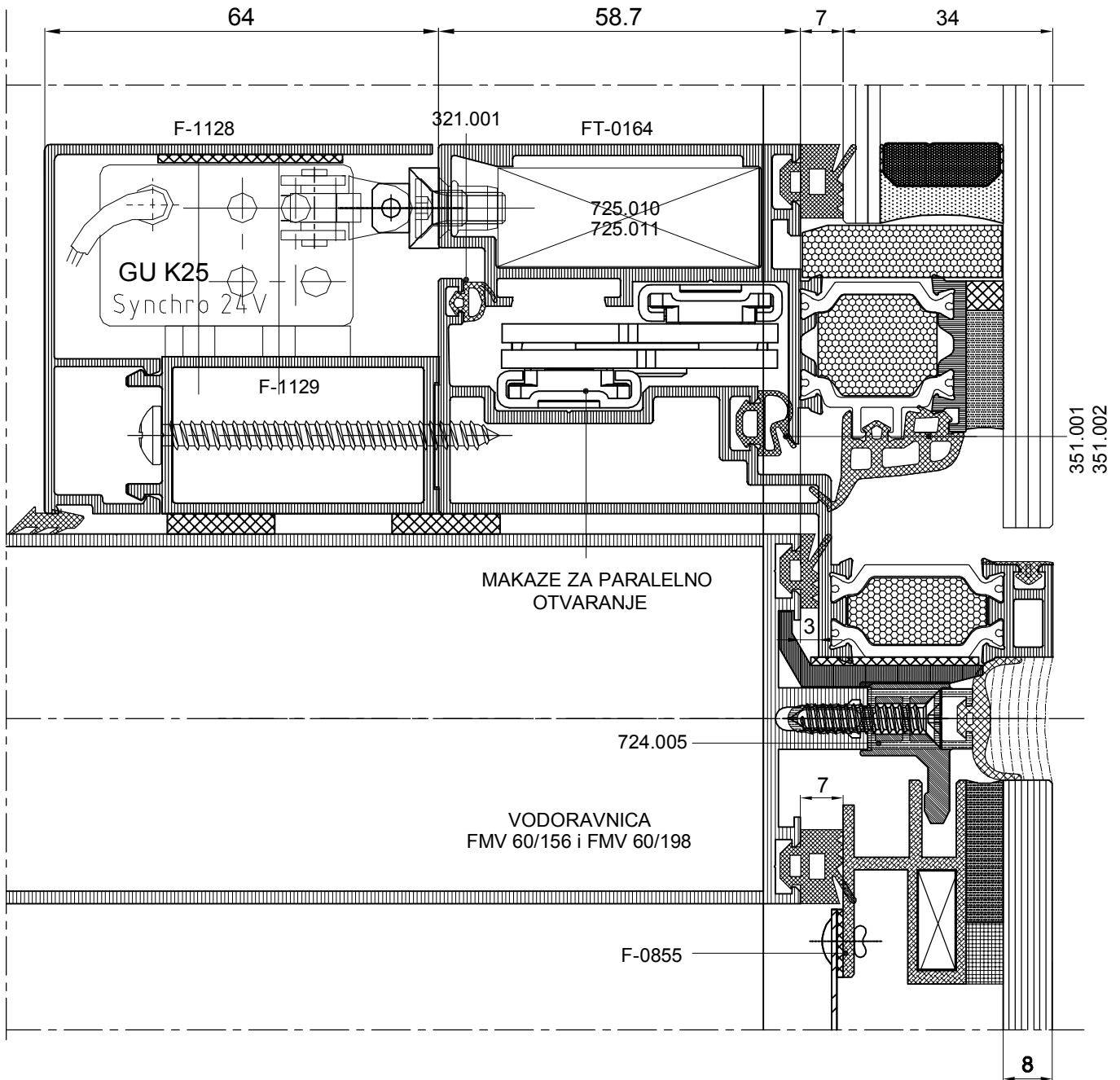
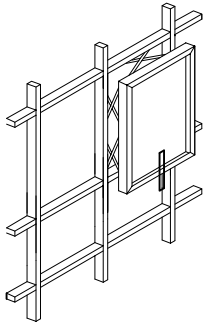


***VANJSKA STRANA PROFILA FT-0161 BOJI SE U CRNO.

**VANJSKA STRANA PROFILA FT-0162 NA KOJU SE LIJEPI STAKLO MORA BITI ELOXIRANA U S-10 NE STARIJA OD 6 MJESECI

DEBLJINA STRUKTURALNOG KITA 6mm; Uf= 2.40 W/m2K

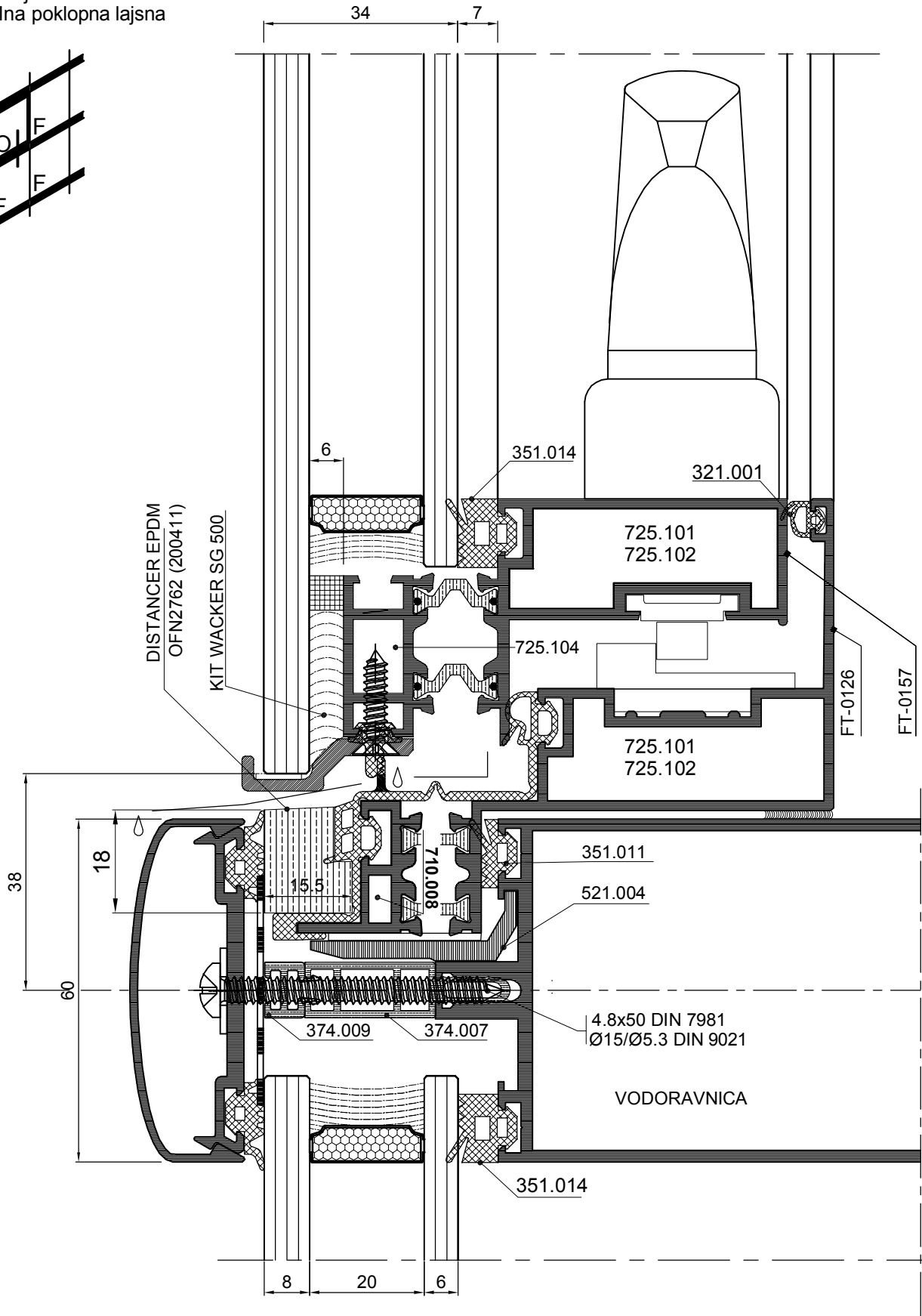
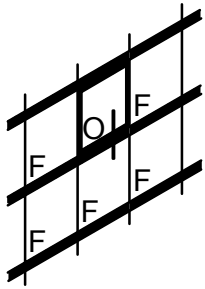




FASADA 60 -S+

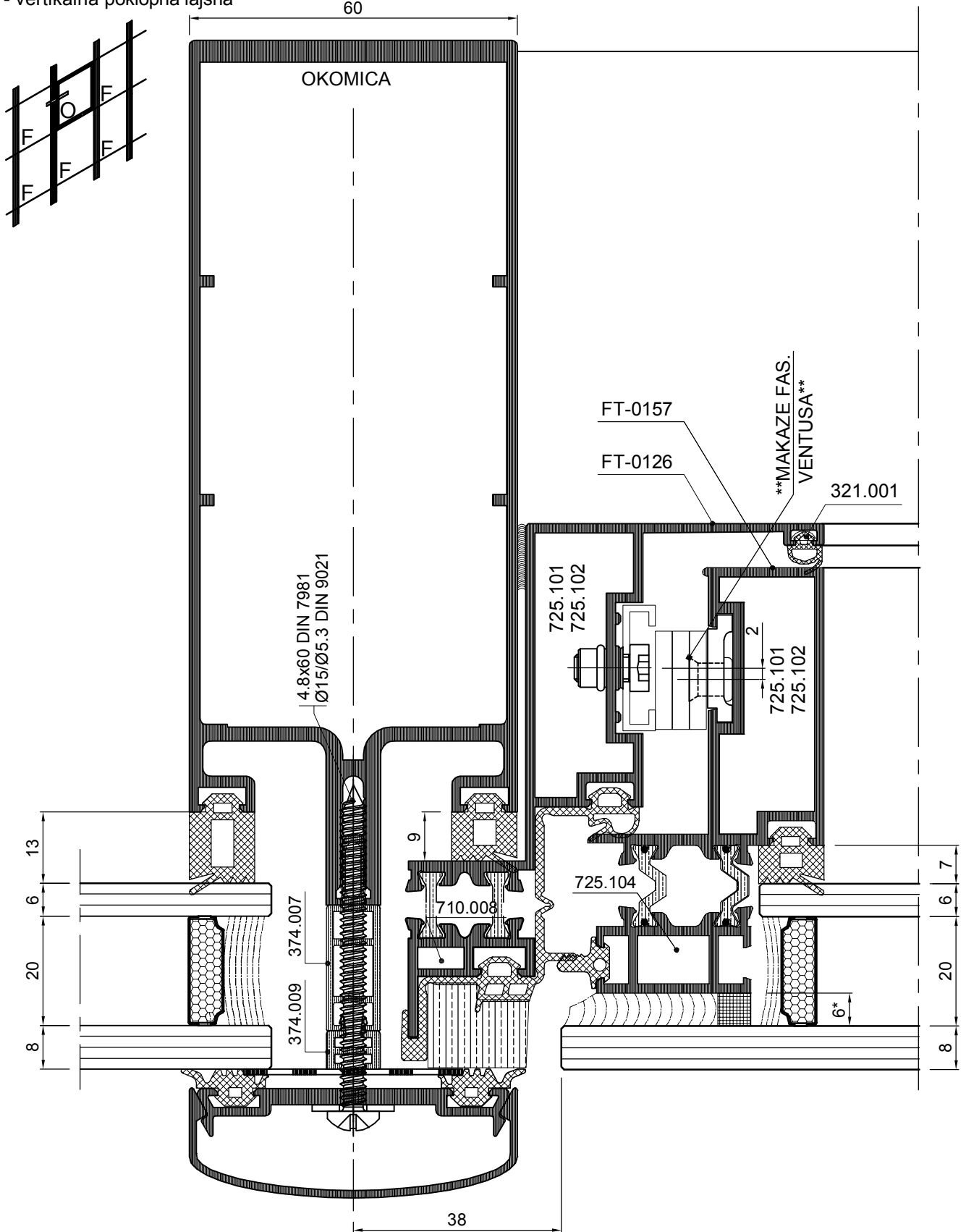
Fasada s ovješnim ventusom
- horizontalna poklopna lajsna

Presjeci

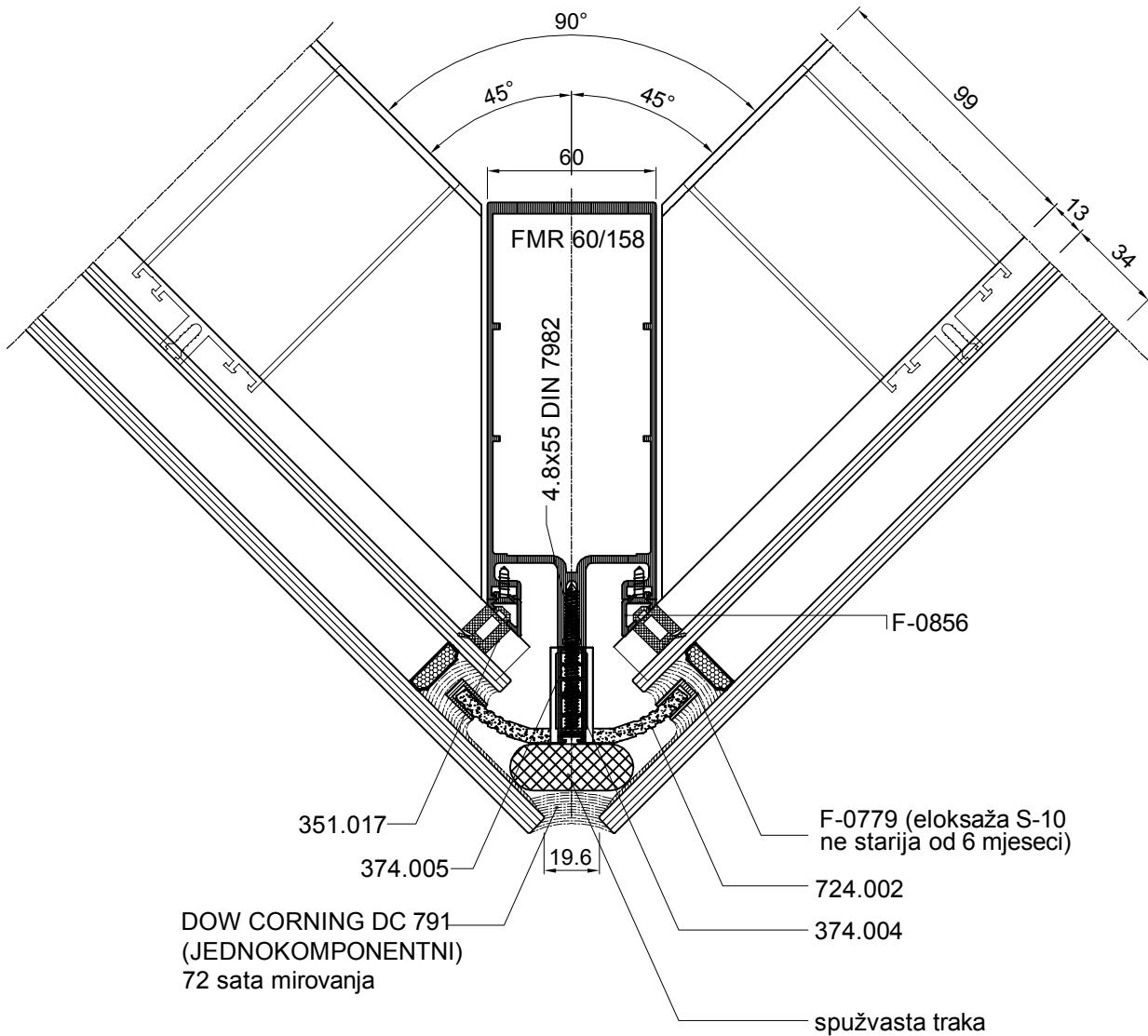
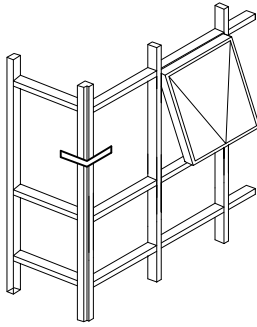


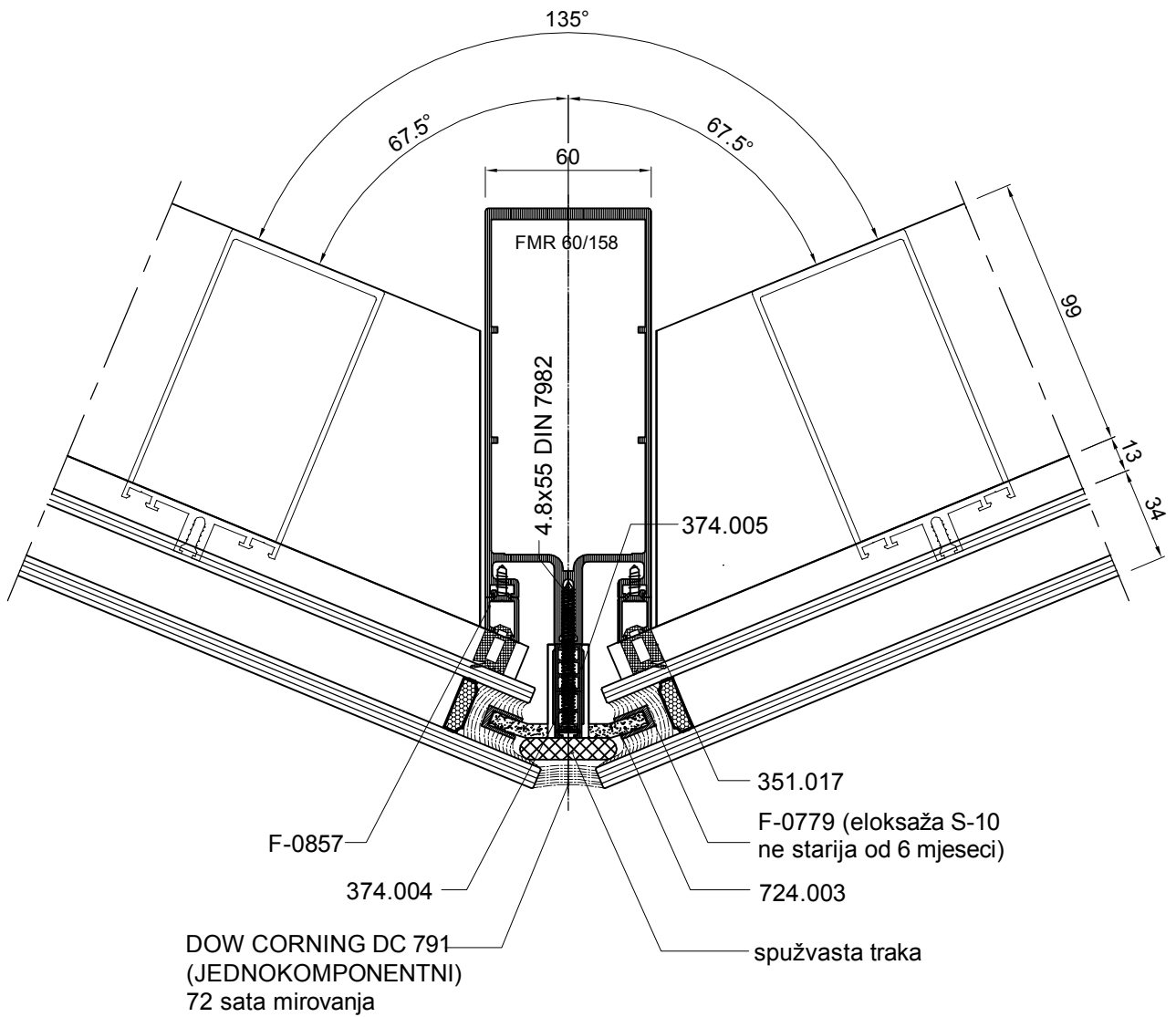
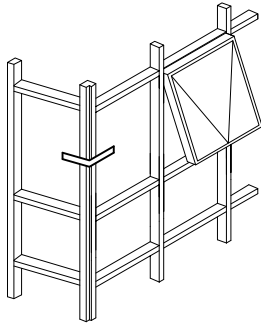
**VANJSKA STRANA PROFILA FT-0157 NA KOJU SE LIJEPI STAKLO MORA BITI ELOXIRANA U S-10
NE STARIJA OD 6 MJESECI
DEBLJINA STRUKTURALNOG KITA 6mm

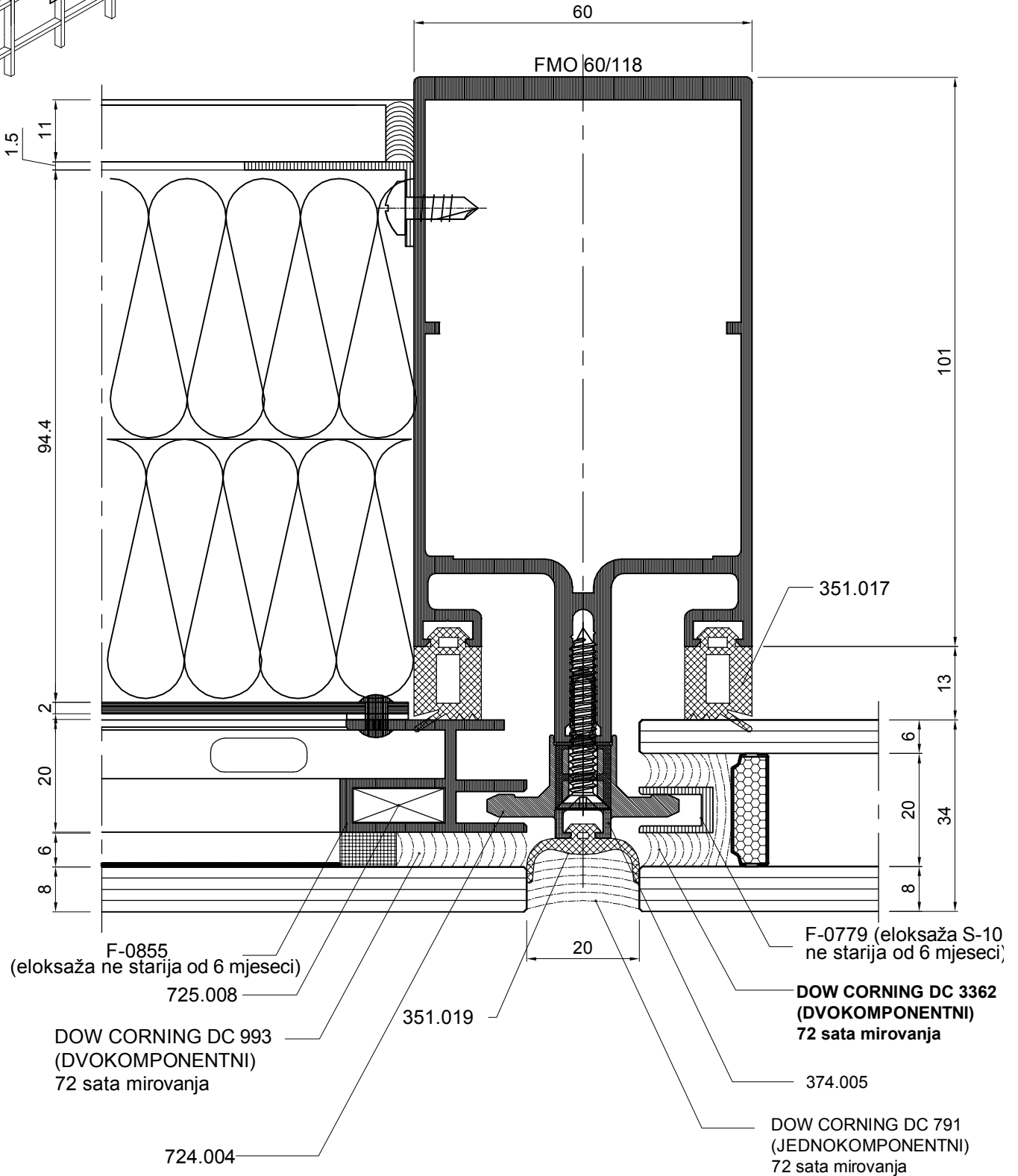
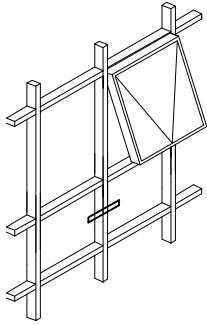
Fasada s ovješnim ventusom
- vertikalna poklopna lajsna

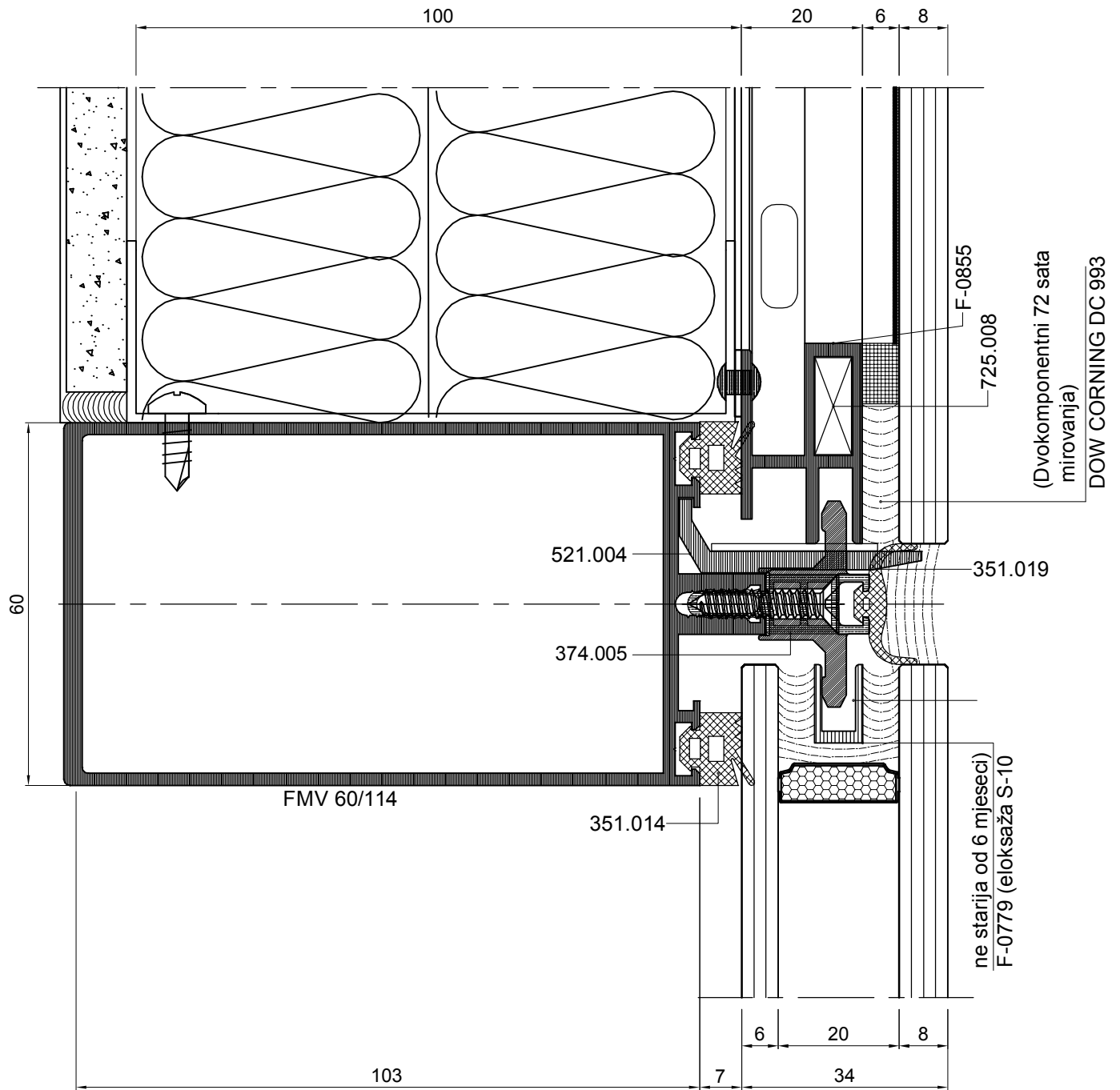
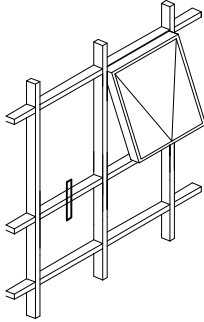


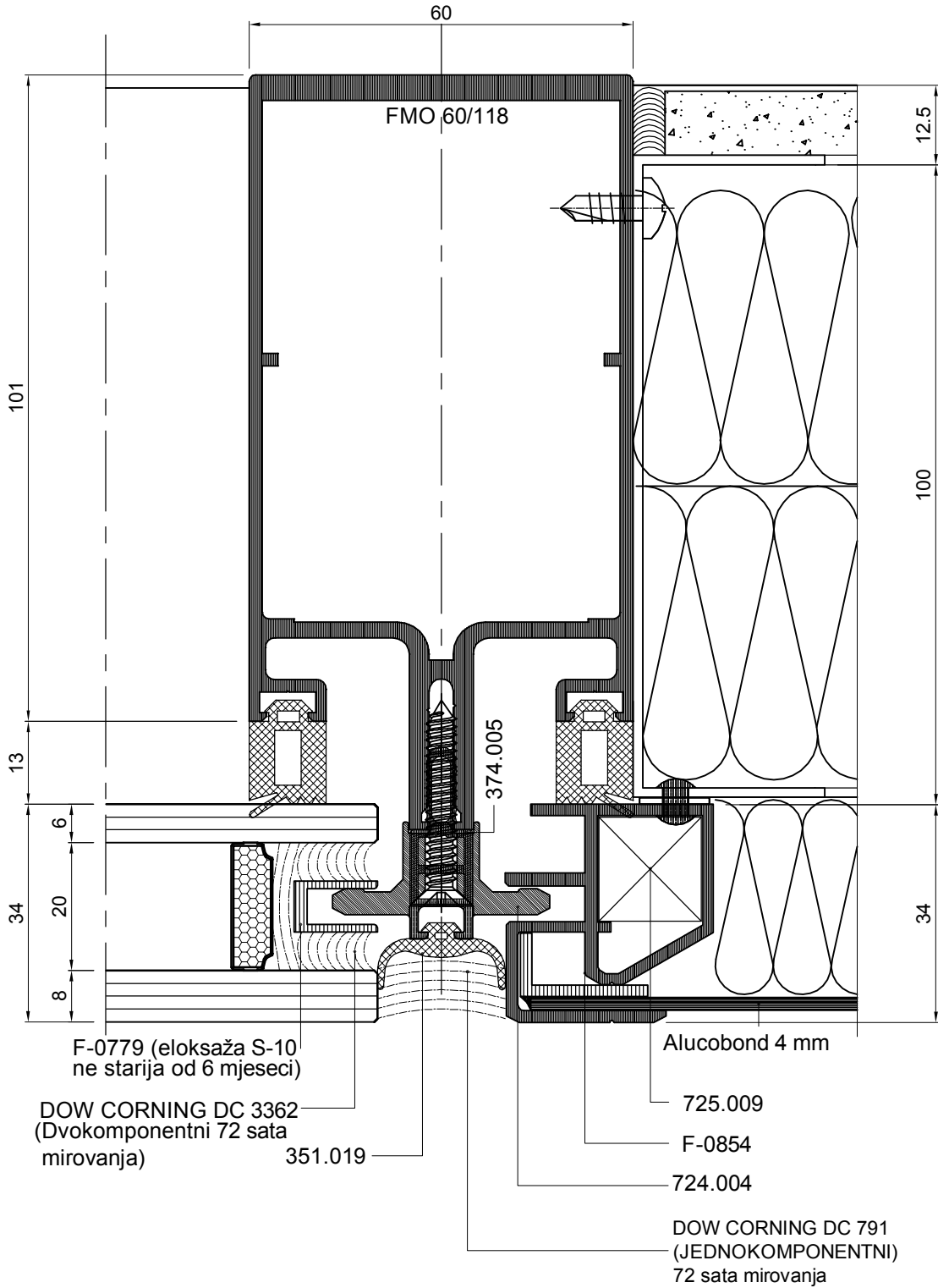
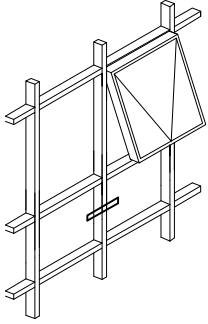
**VANJSKA STRANA PROFILA FT-0157 NA KOJU SE LIJEPI STAKLO MORA BITI ELOXIRANA U S-10 NE STARIJA OD 6 MJESECI
DEBLJINA STRUKTURALNOG KITA 6mm

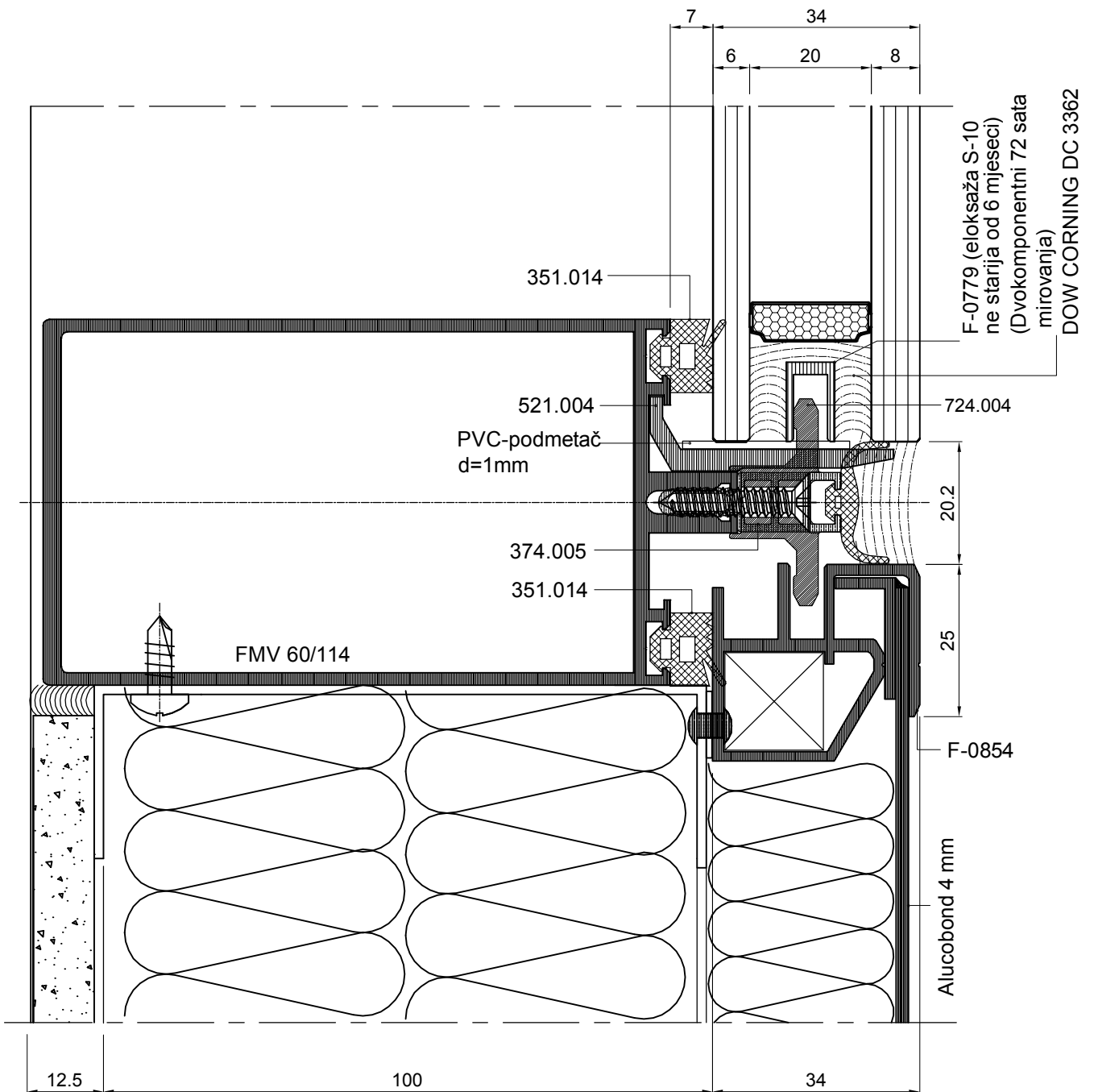
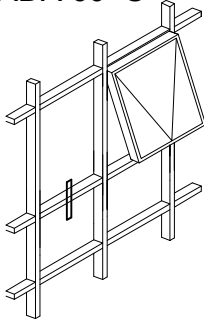


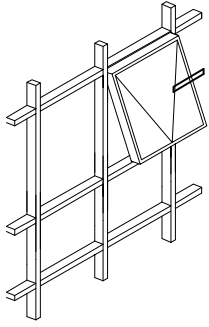






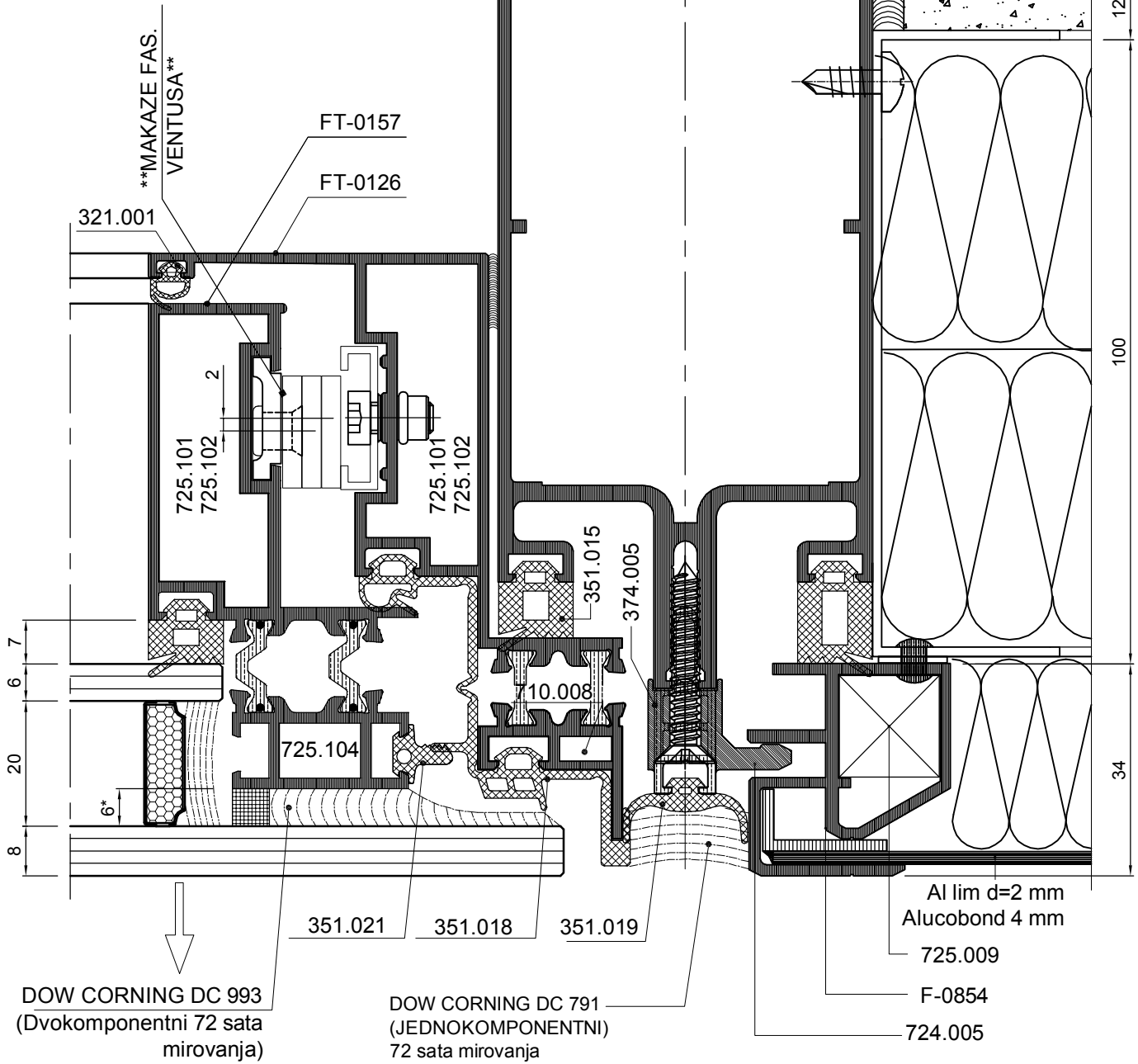






Presjeci

60



DOW CORNING DC 993
(Dvokomponentni 72 sata
mirovanja)

DOW CORNING DC 791
(JEDNOKOMPONENTNI)
72 sata mirovanja

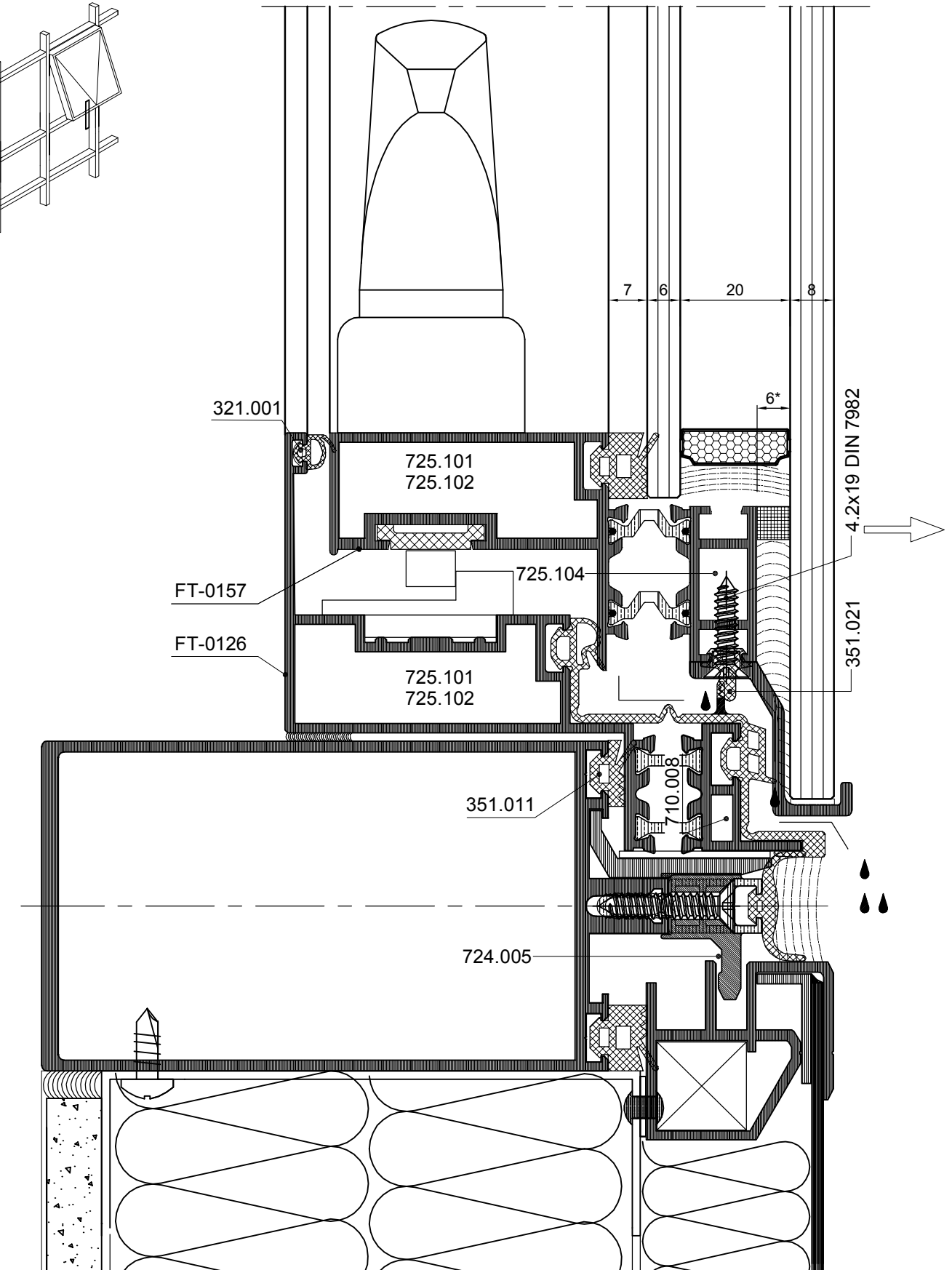
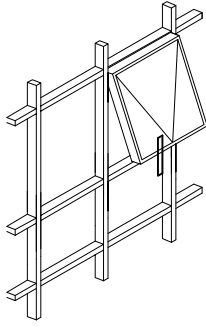
Al lim d=2 mm
Alucobond 4 mm
725.009
F-0854
724.005

***VANJSKA STRANA PROFILA FT-0157 NA KOJU SE LIJEPI STAKLO MORA BITI ELOXIRANA U S-10 NE STARIJA OD 6 MJESECI

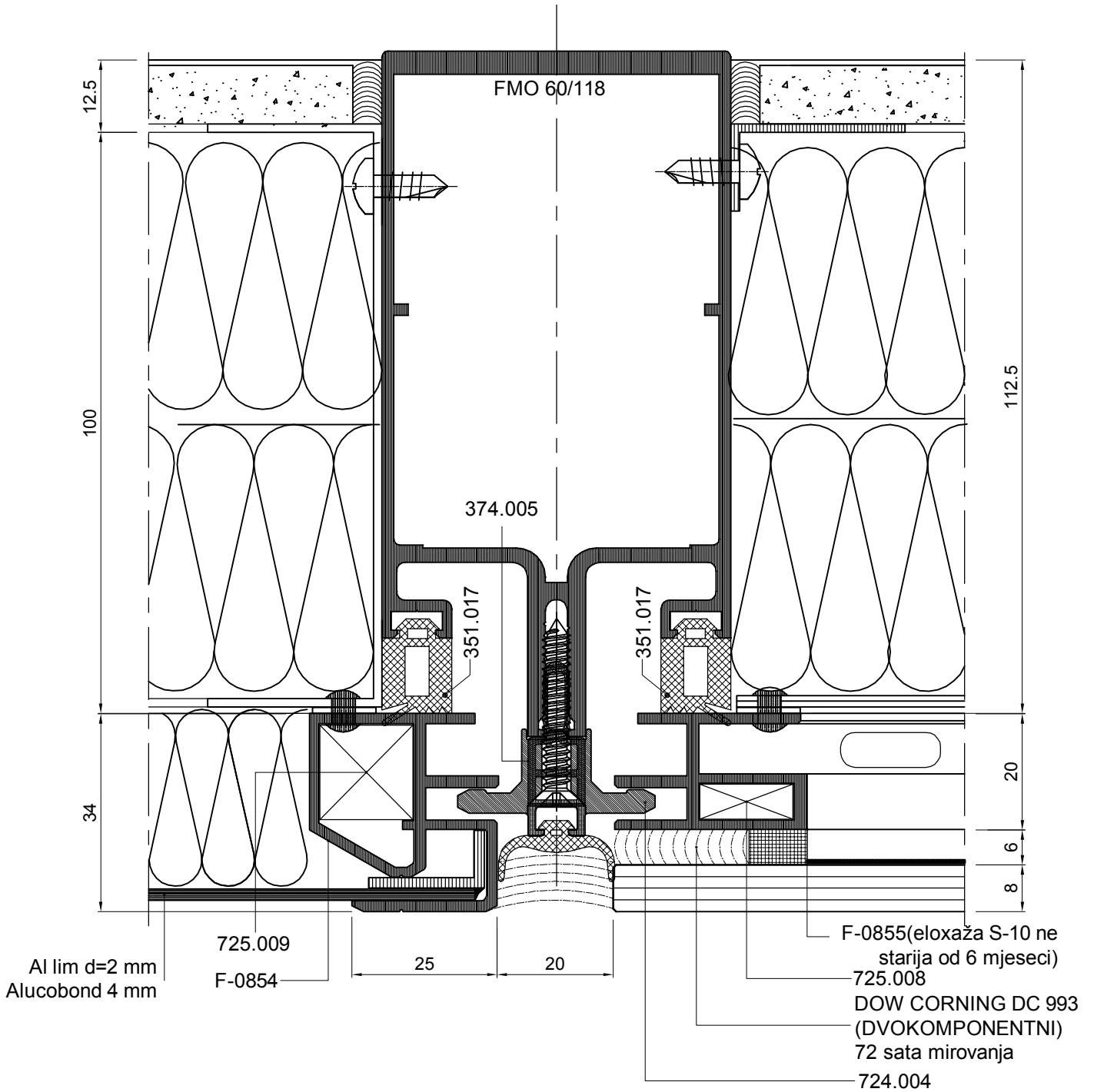
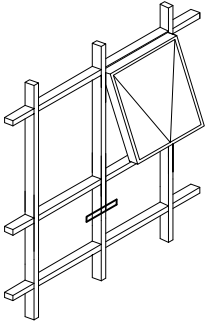
MAKAZE FASADNOG VENTUSA SA ZAKOVANIM KLIZAČEM NC-1459

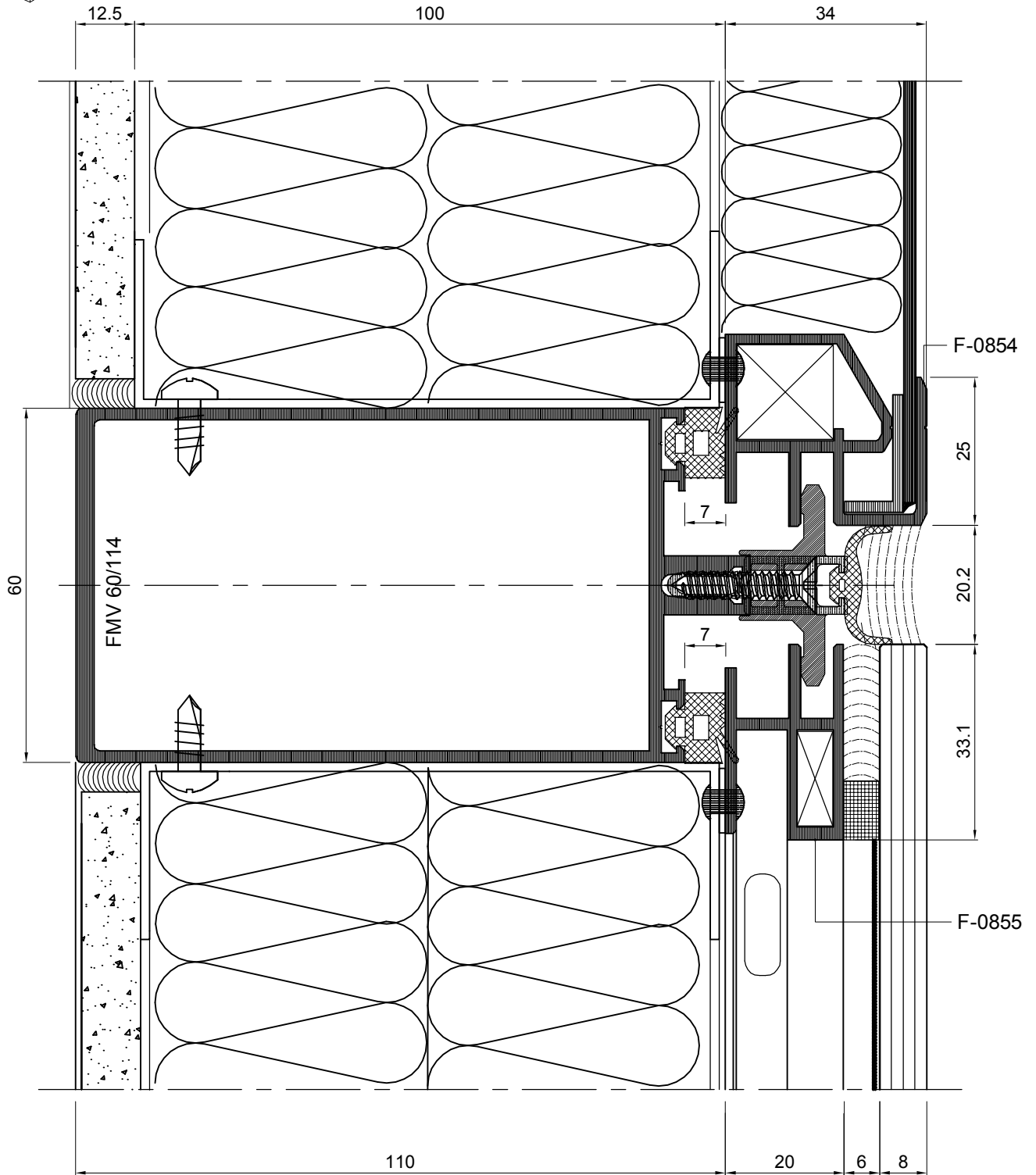
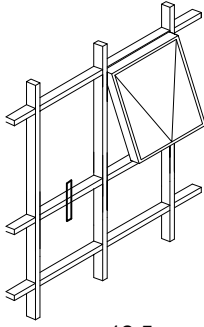
DEBLJINA STRUKTURALNOG KITA 6mm

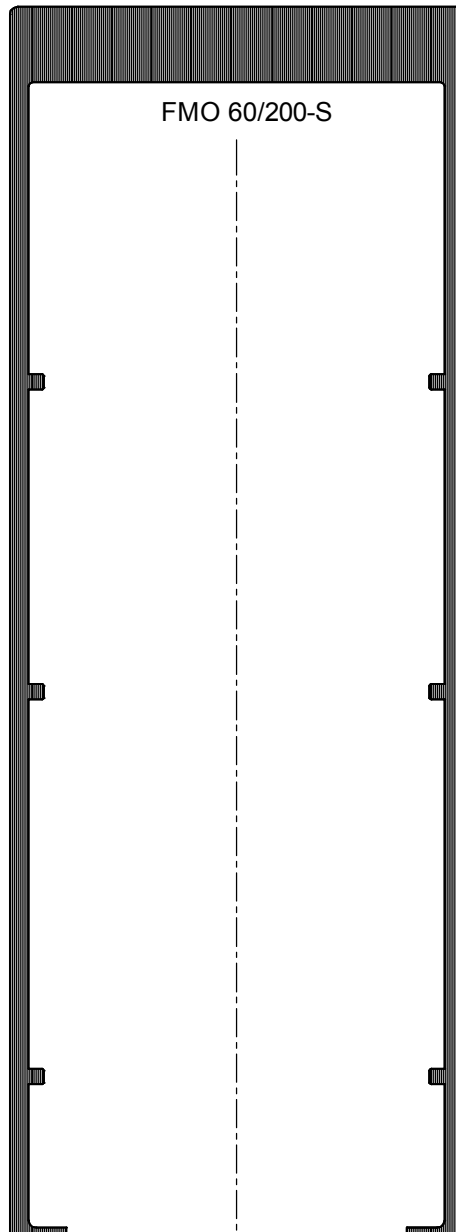
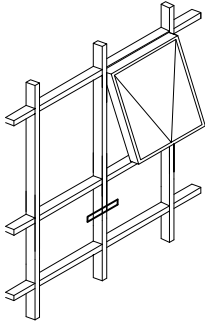
Presjeci



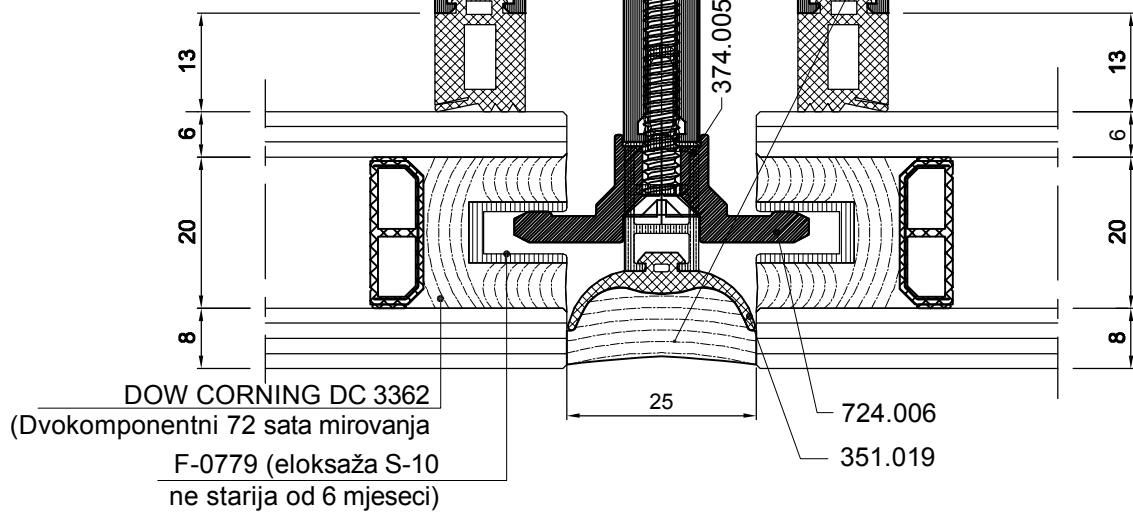
***VANJSKA STRANA PROFILA FT-0157 NA KOJU SE LIJEPI STAKLO MORA BITI ELOXIRANA U S-10 NE STARIJA OD 6 MJESECI
 DEBLJINA STRUKTURALNOG KITA 6mm

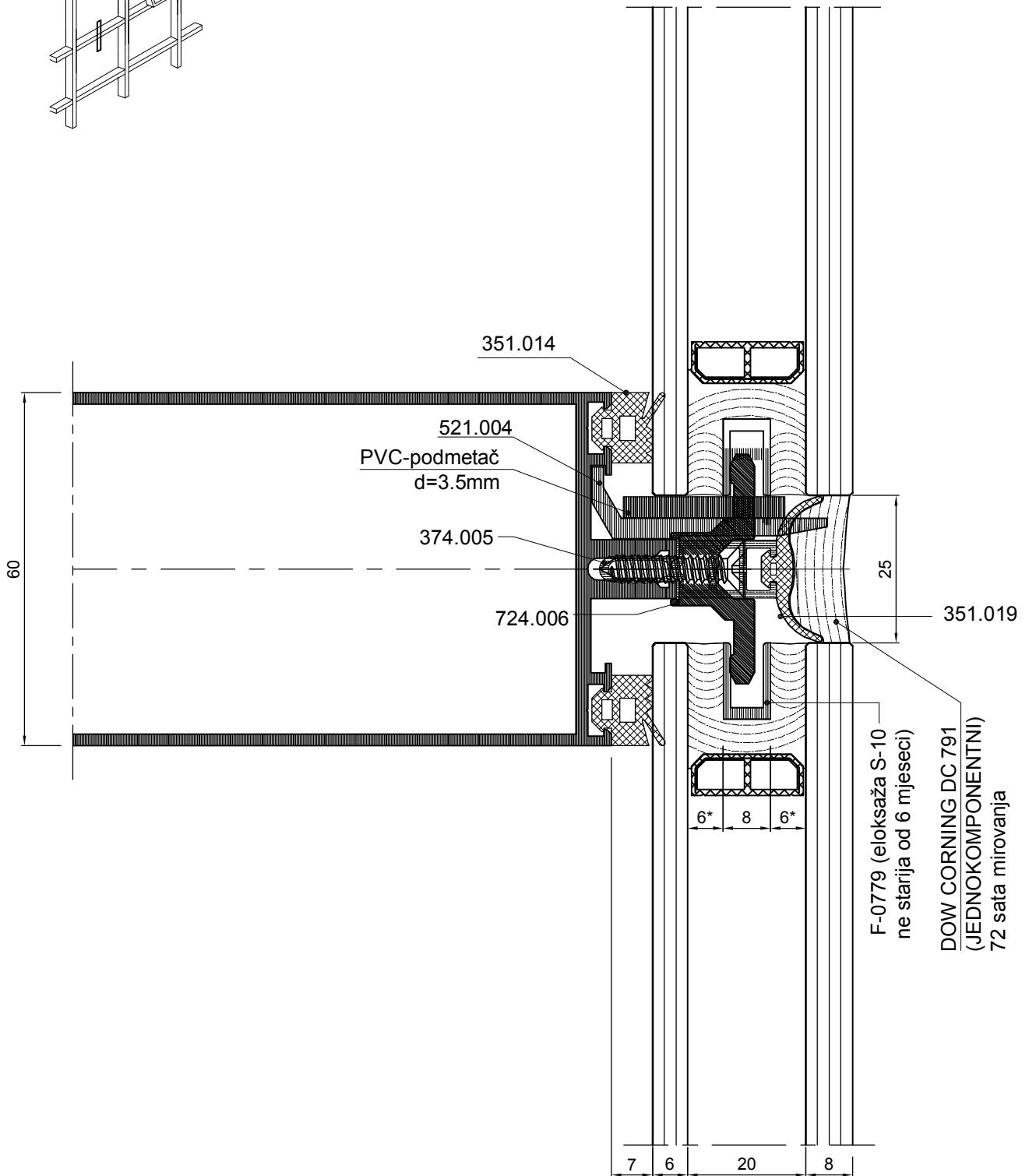
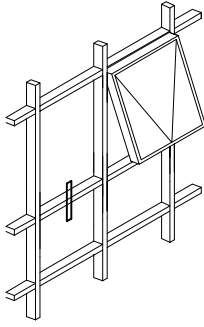






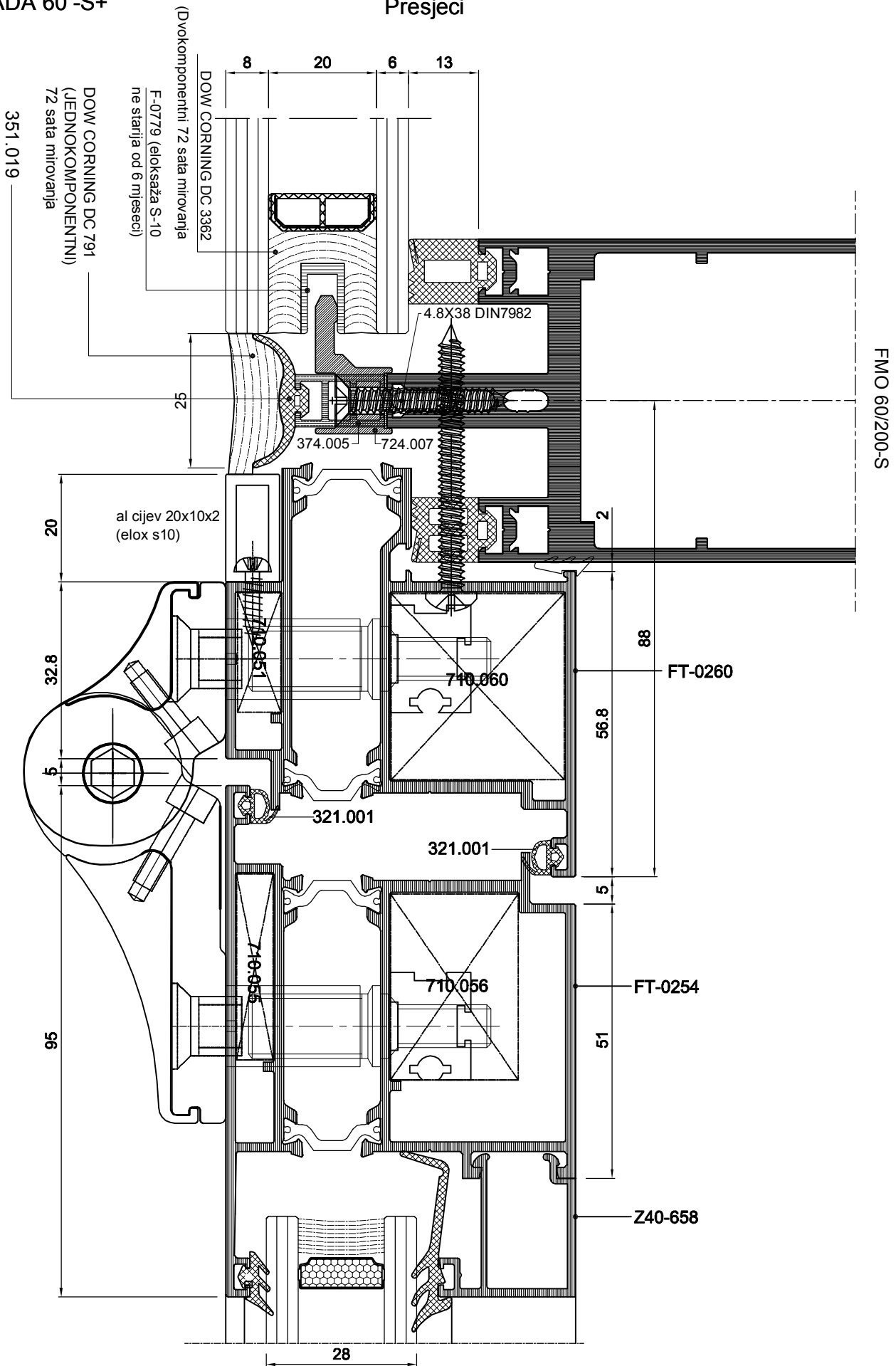
DOW CORNING DC 791
(JEDNOKOMPONENTNI)
72 sata mirovanja

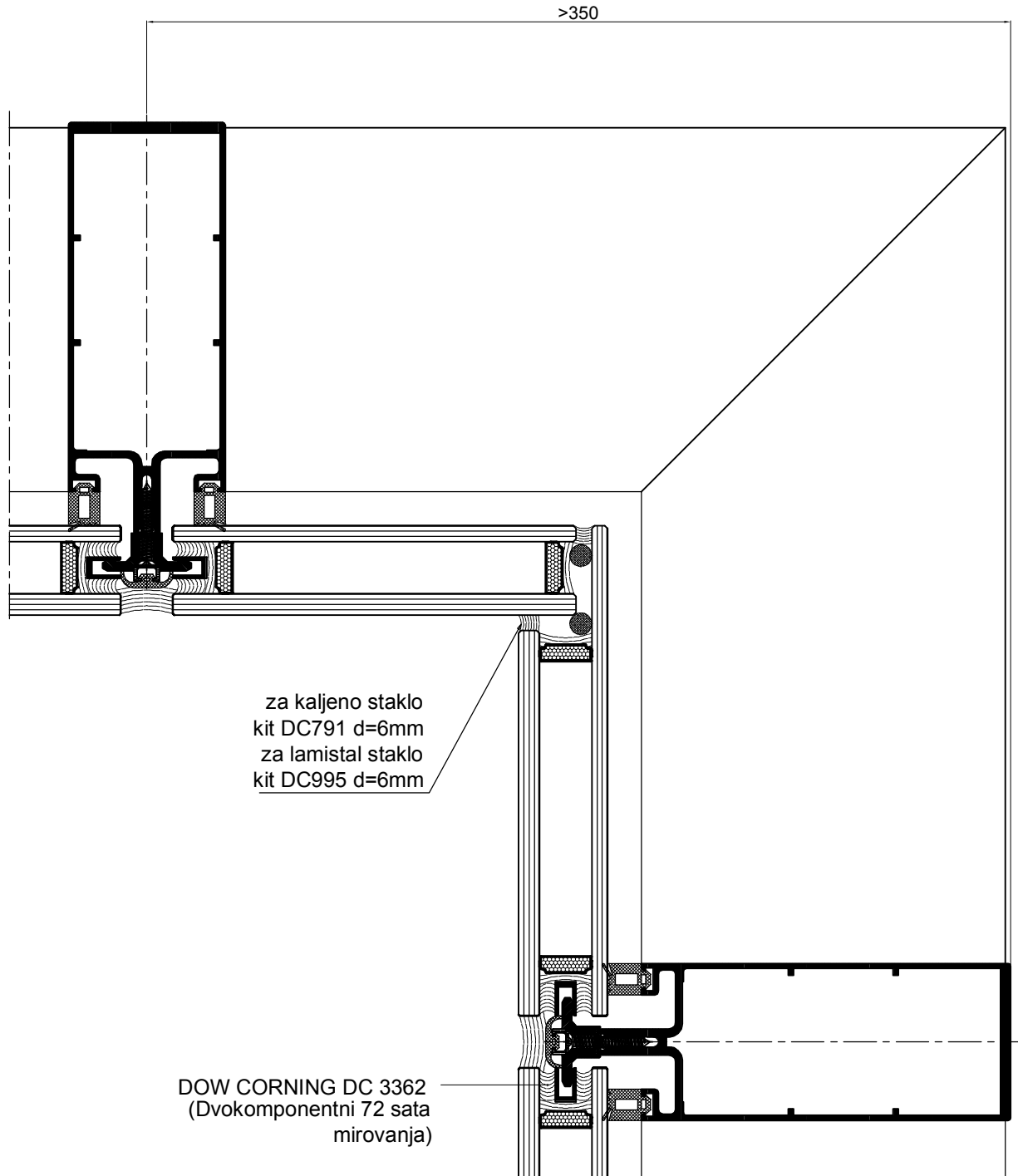


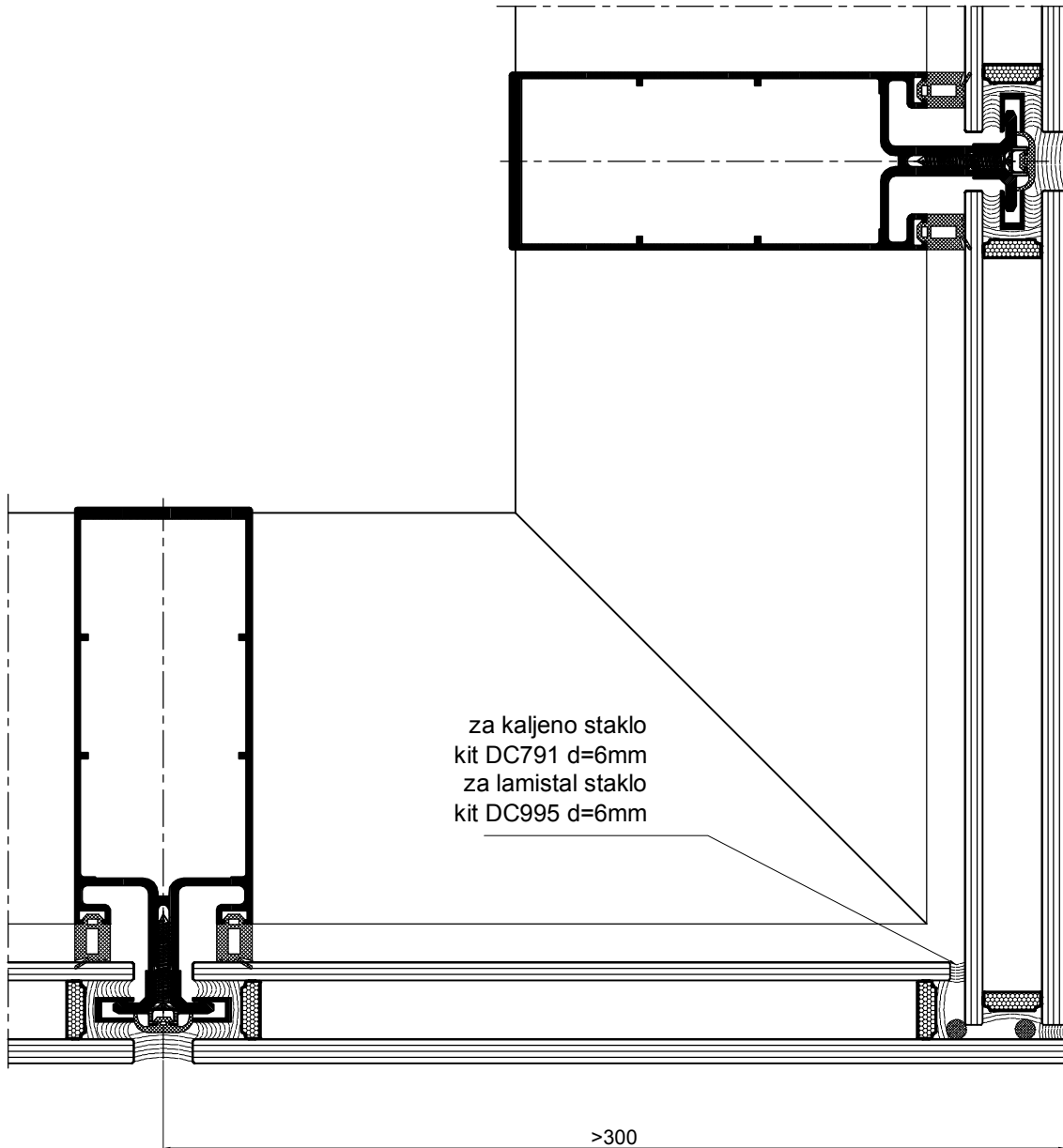


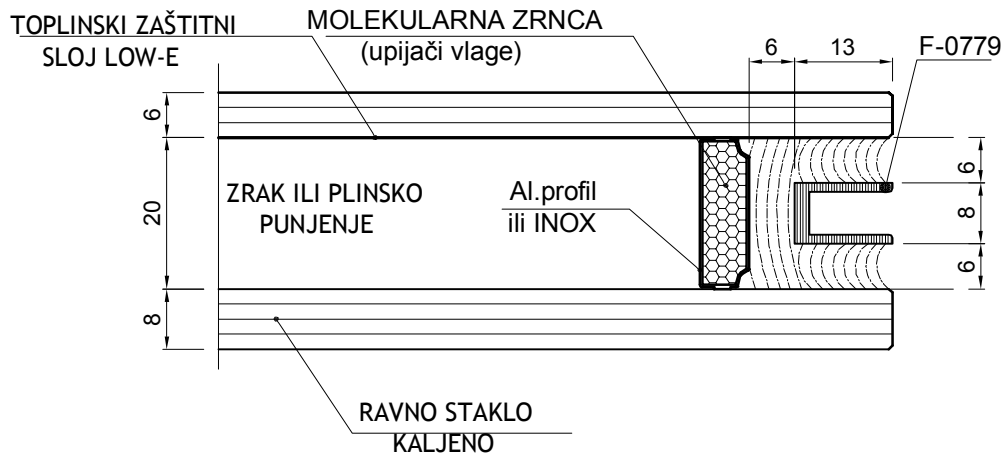
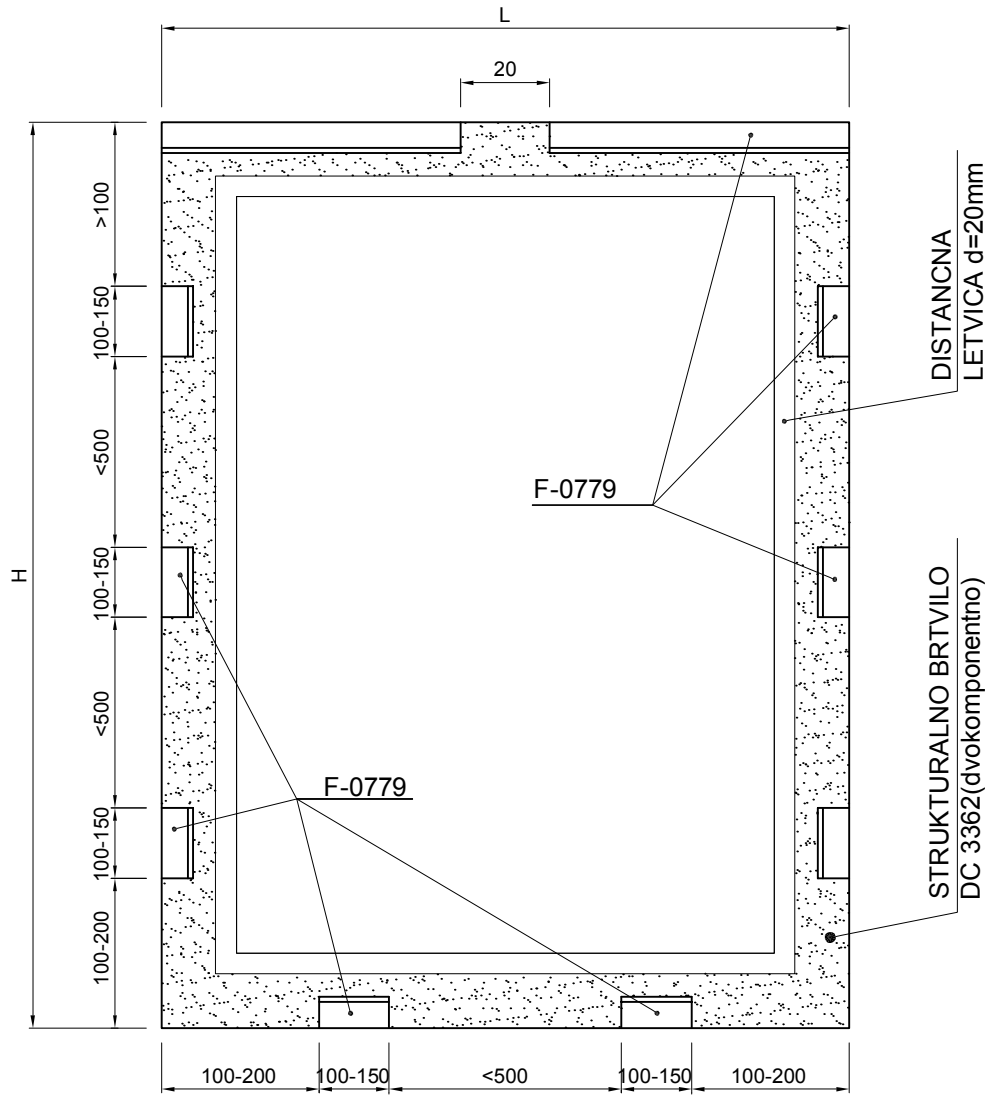
DEBLJINA STRUKTURALNOG KITA 6mm

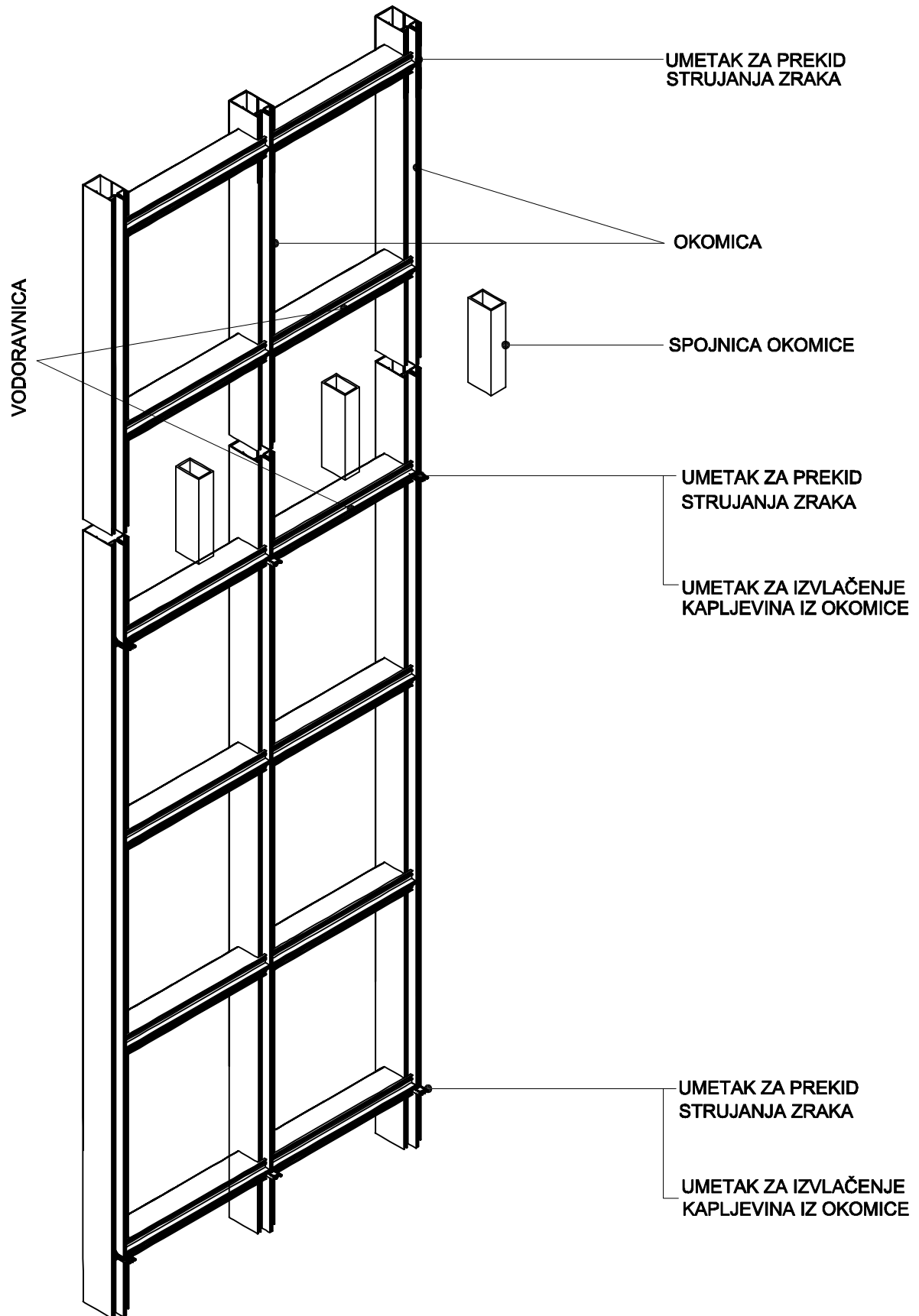
Presjeci

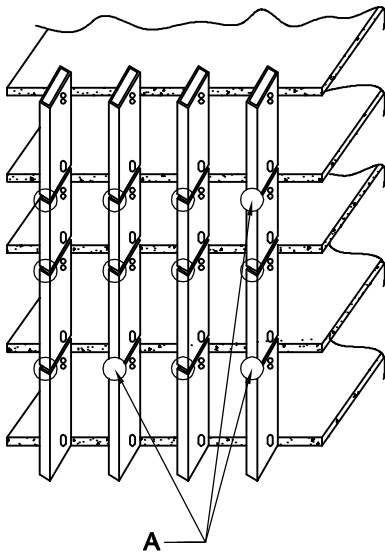










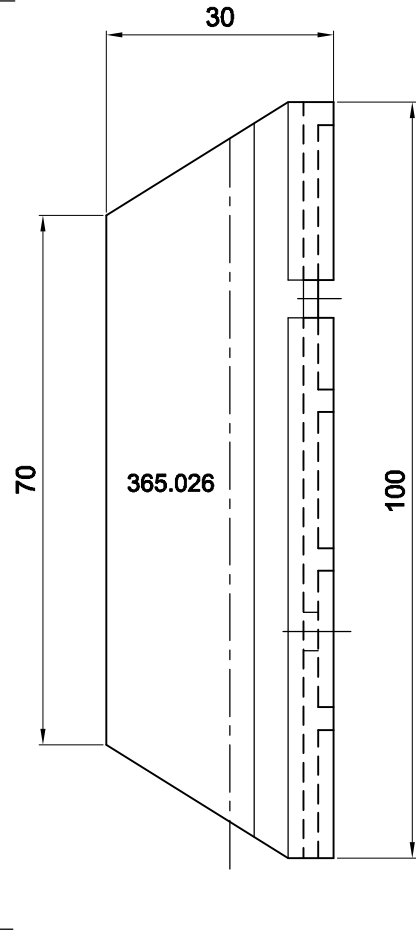


A

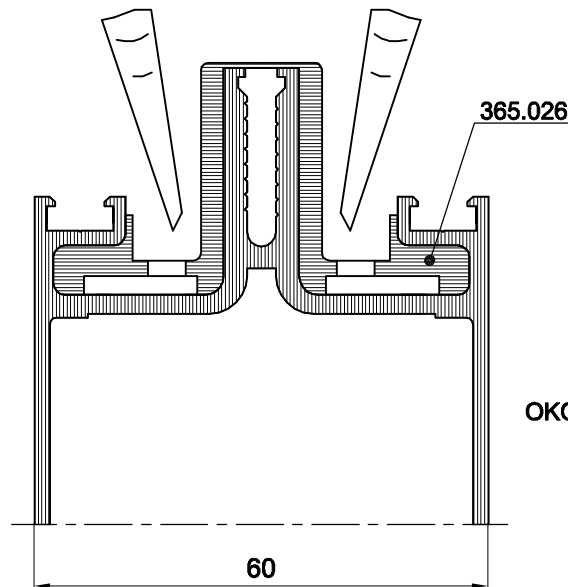
IZGLED A

DONJI DIO GORNJE OKOMICE

GORNJI DIO DONJE OKOMICE

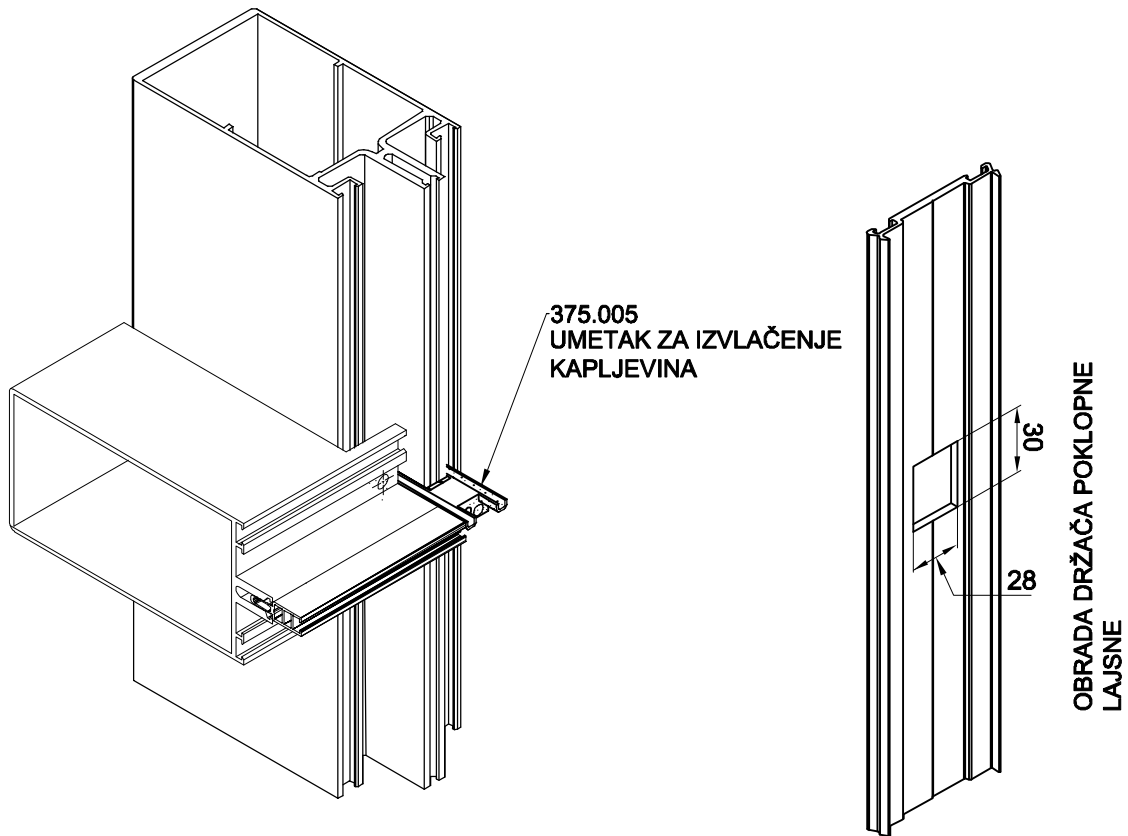
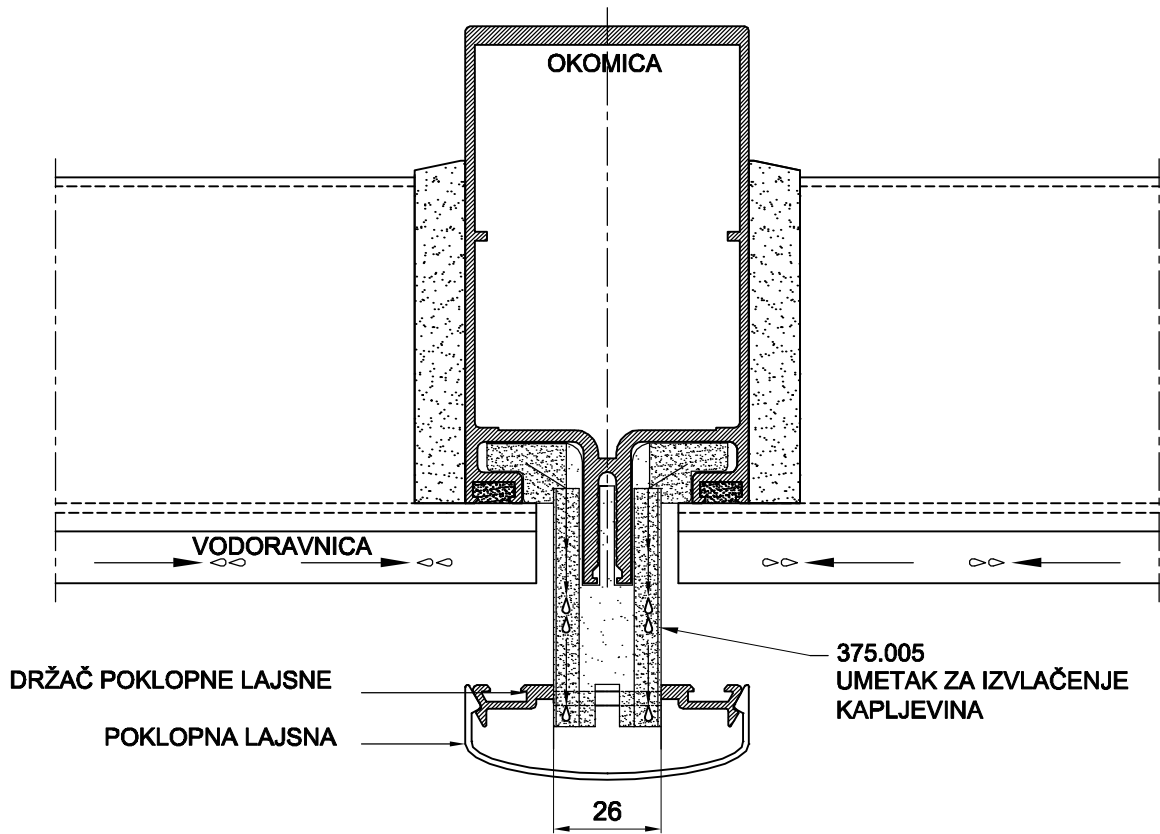


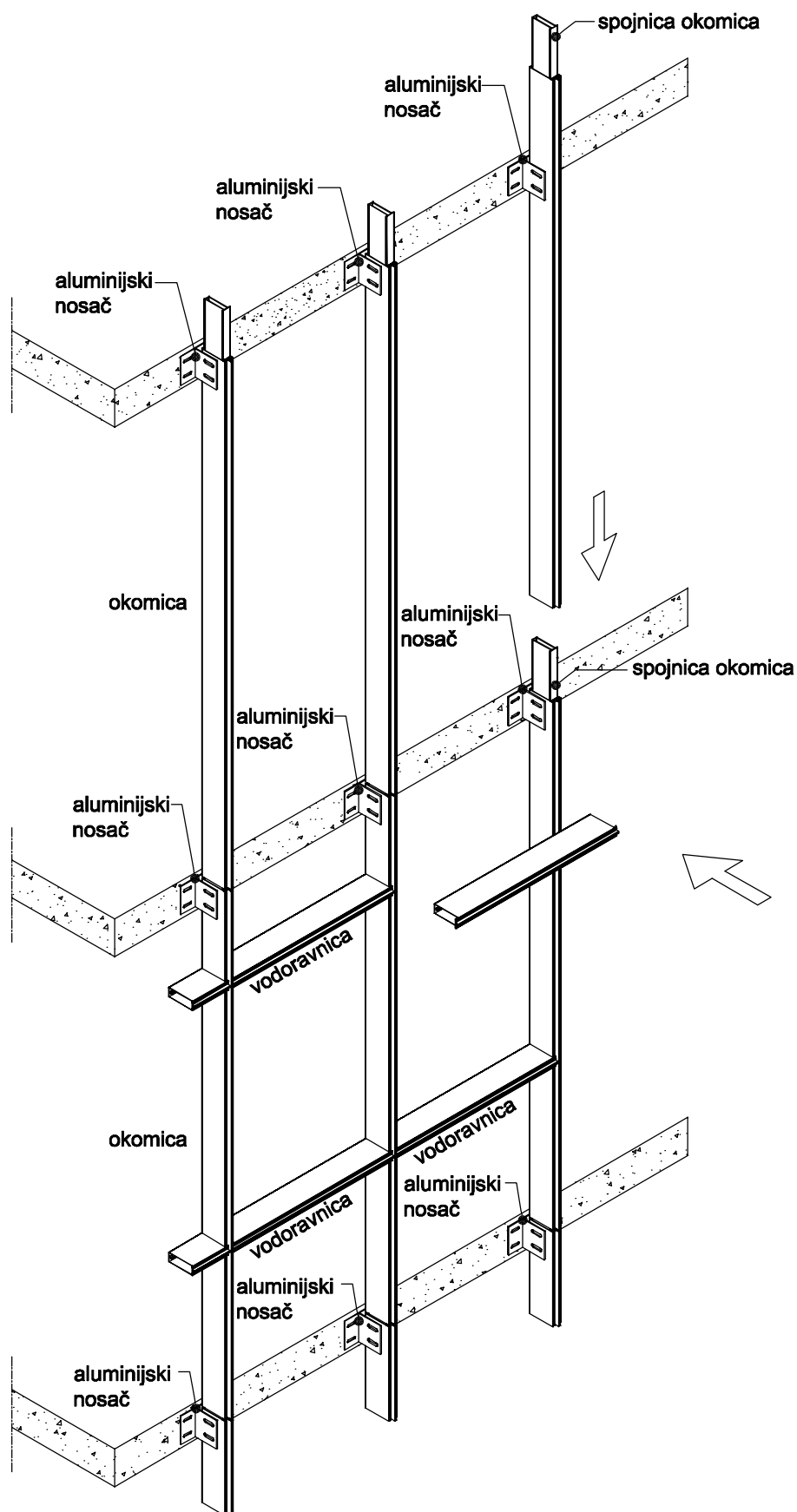
prostor između gume i aluminija
ispuniti tiokolom (silikon za
spajanje gume i aluminija)

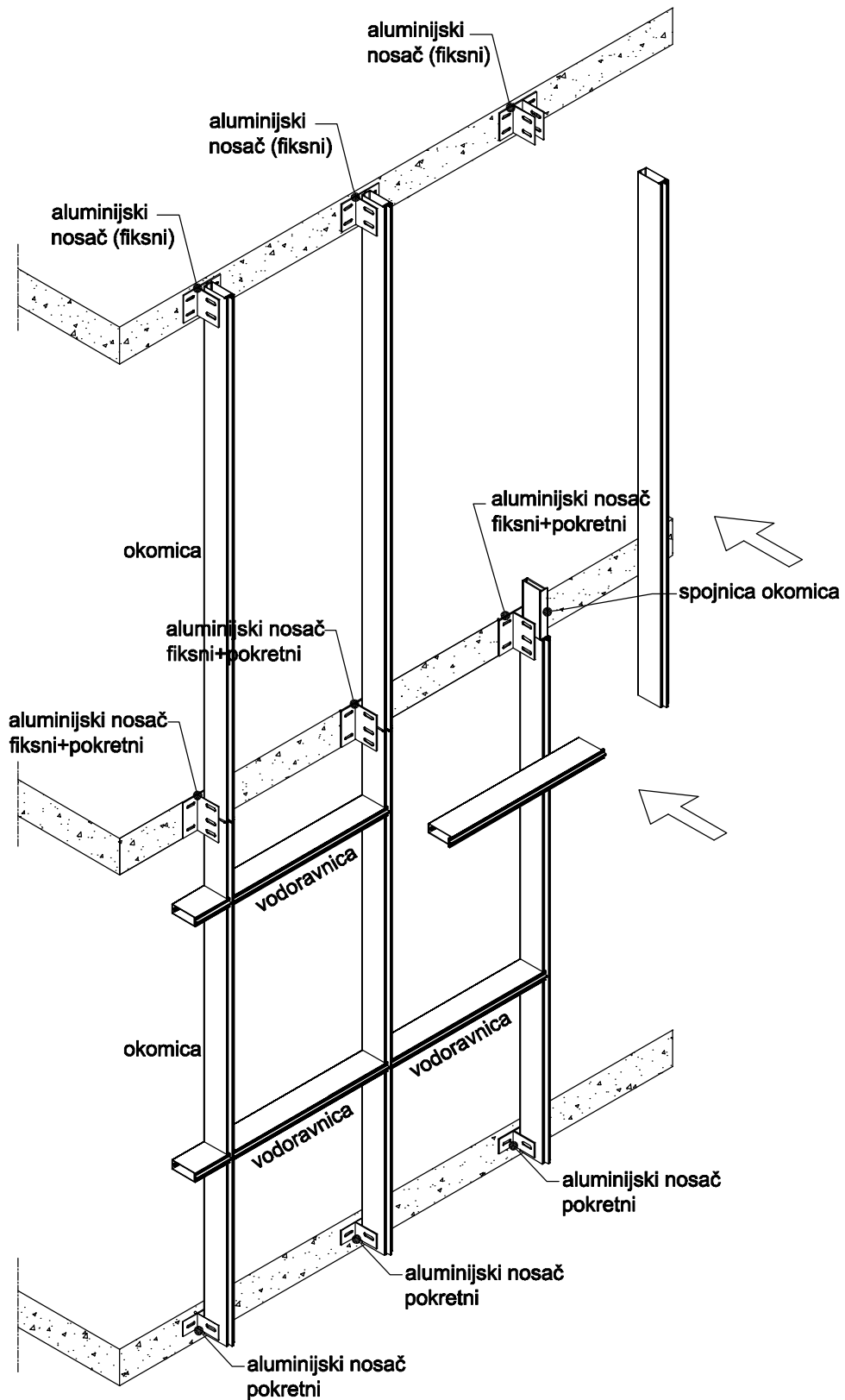


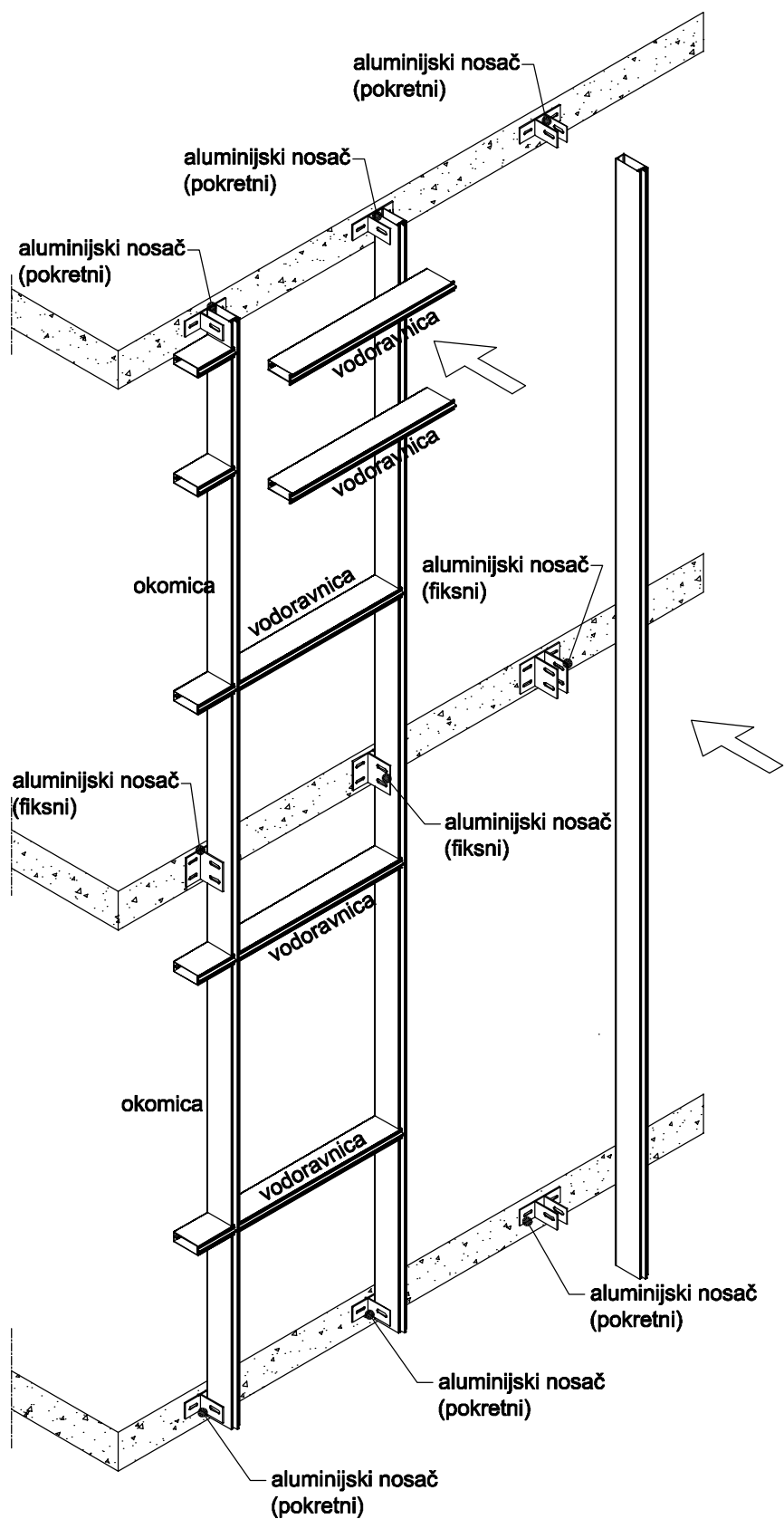
OKOMICA

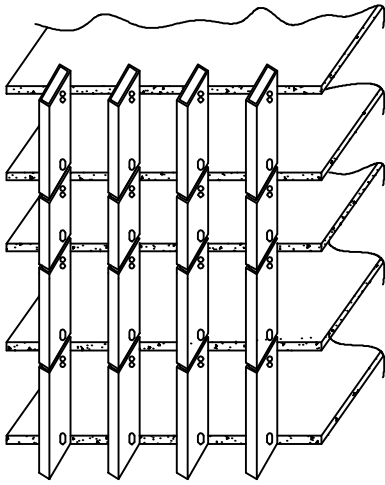
Montaža



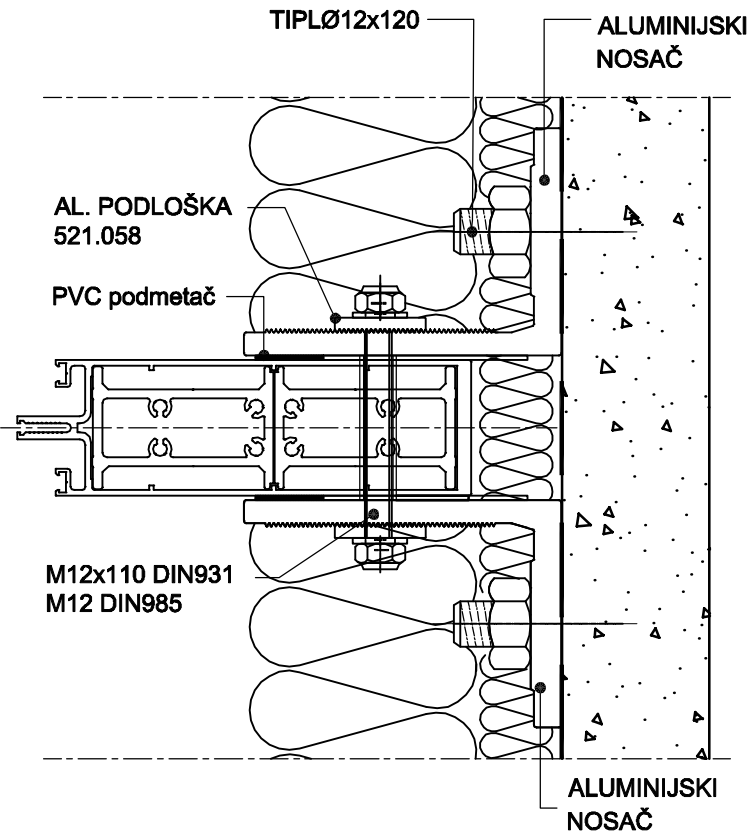




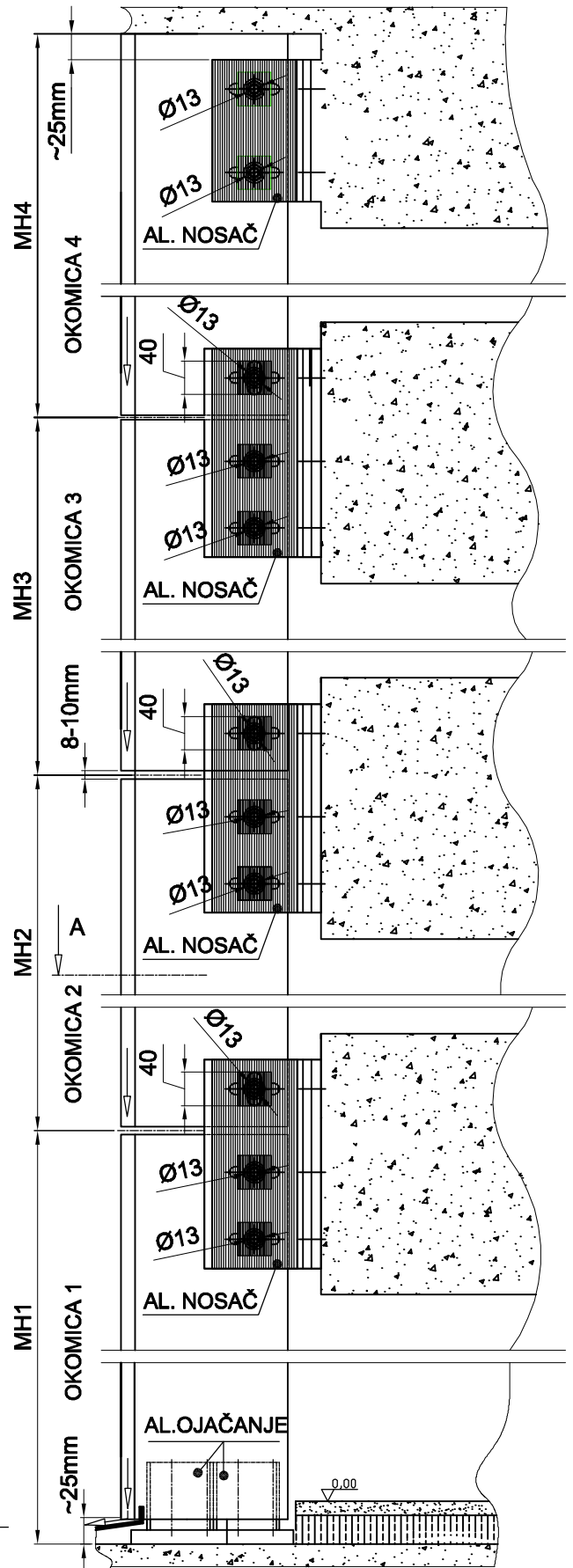




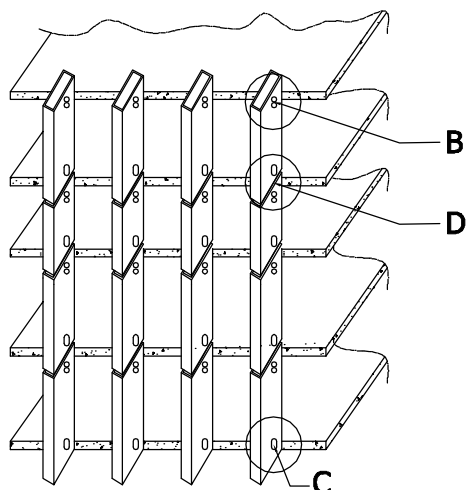
PRESJEK A-A



moguće kapljevine izvesti van fasade



Montaža aluminijskim nosivim kutnicima na beton

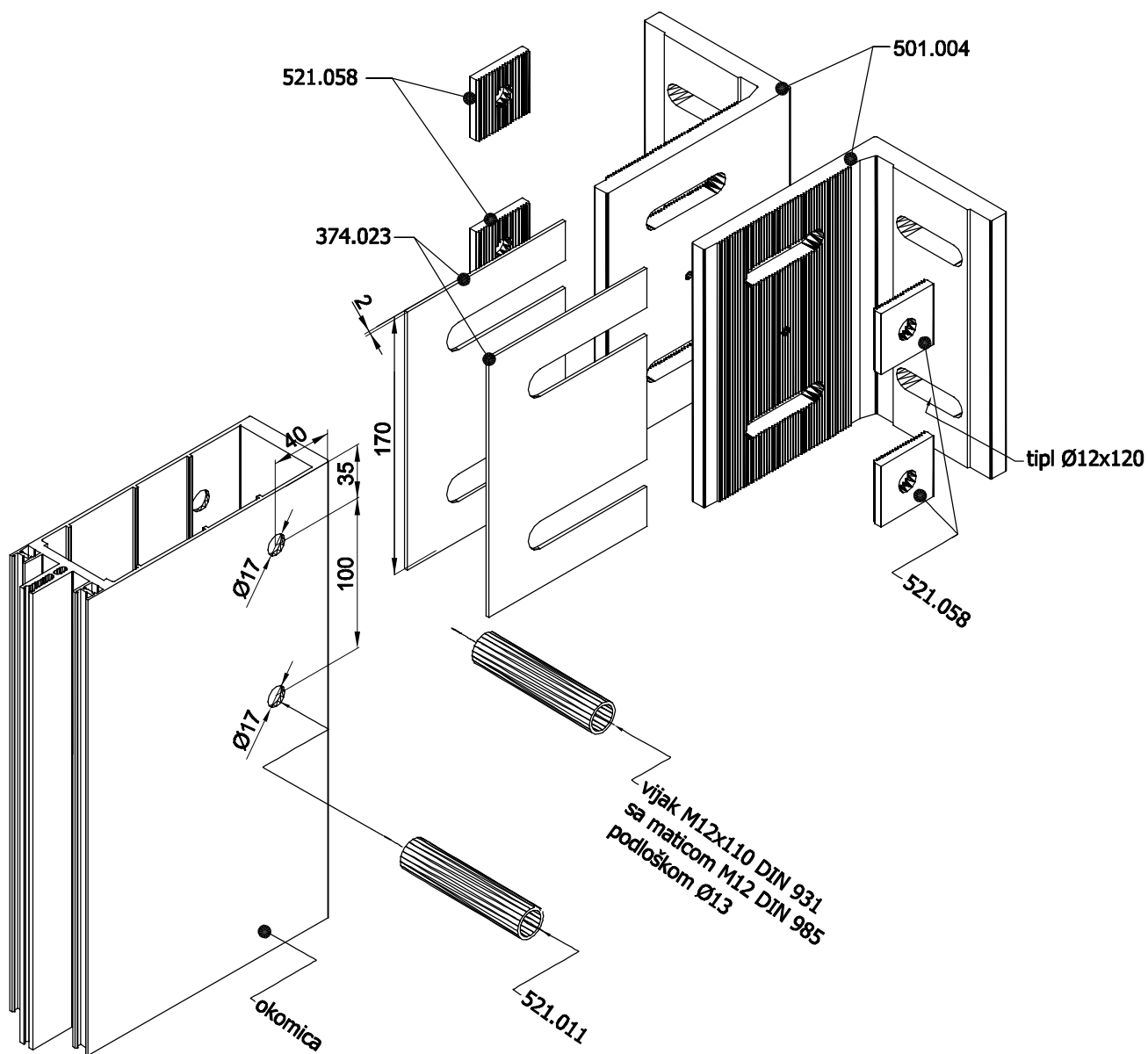
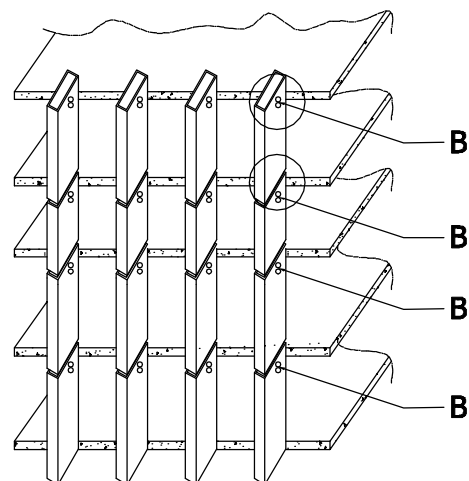


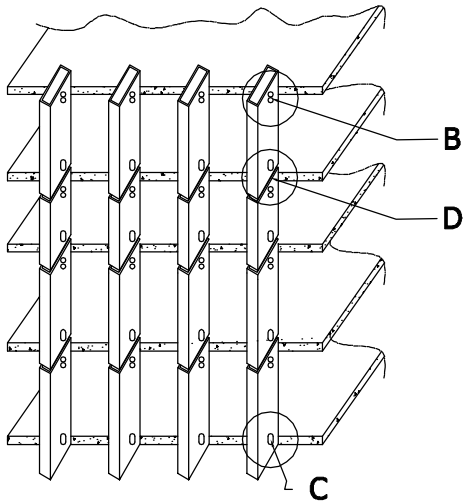
FASADA NA DVA OSLOMCA

FIKSNI OSLOMAC -B-

POKRETNI I FIKSNI OSLOMAC -D-

POKRETNI OSLOMAC -C-



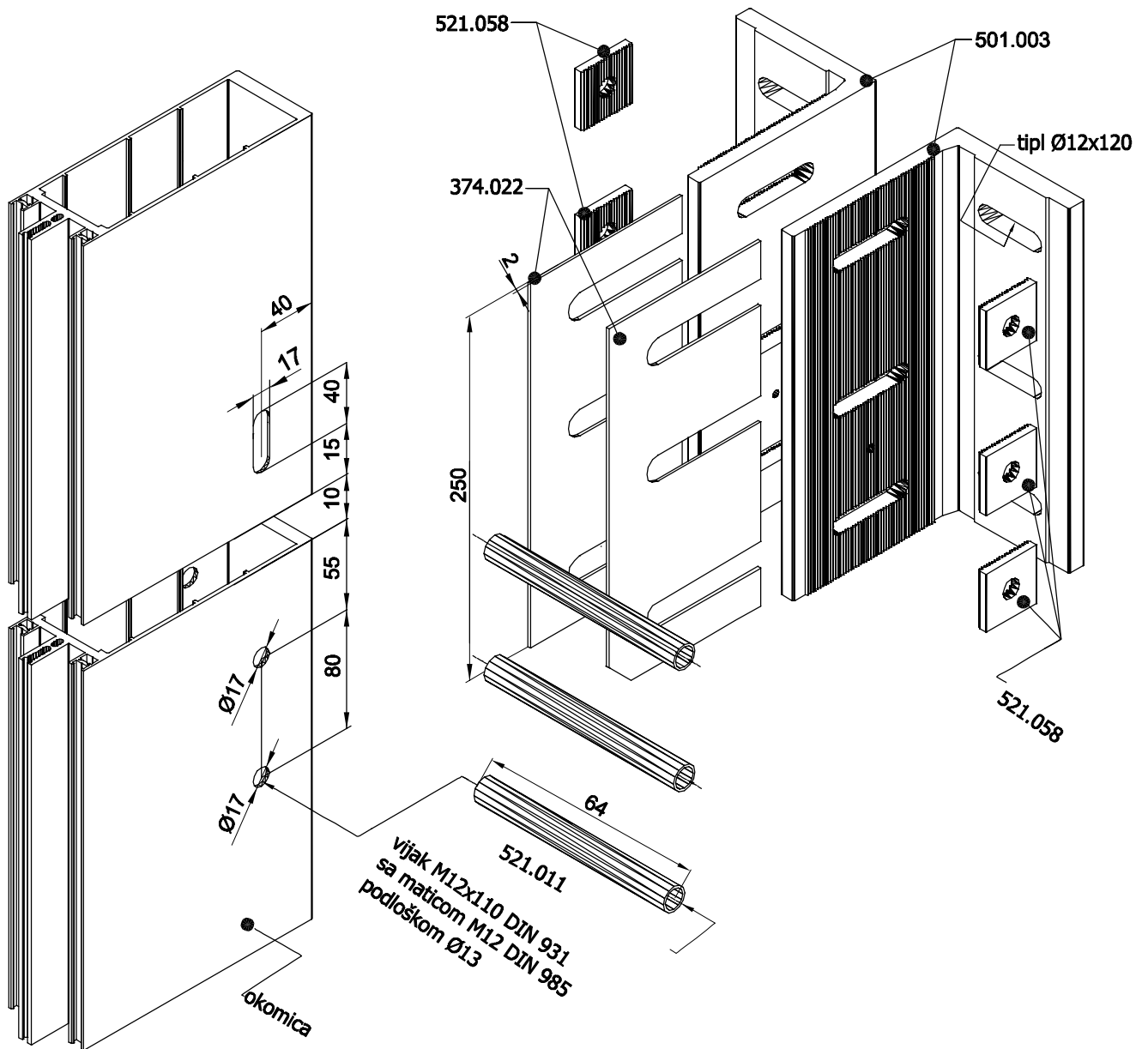


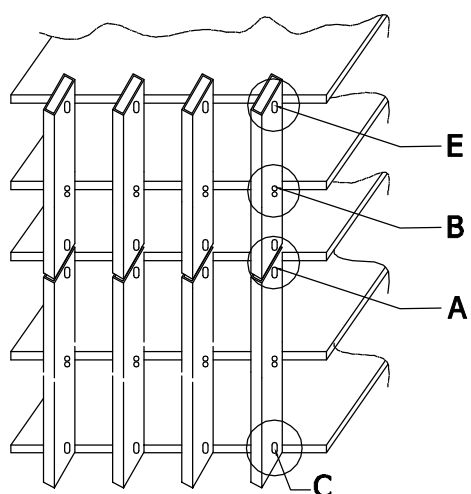
FASADA NA DVA OSLOMCA

FIKSNI OSLOMAC -B-

POKRETNI I FIKSNI OSLOMAC -D-

POKRETNI OSLOMAC -C-





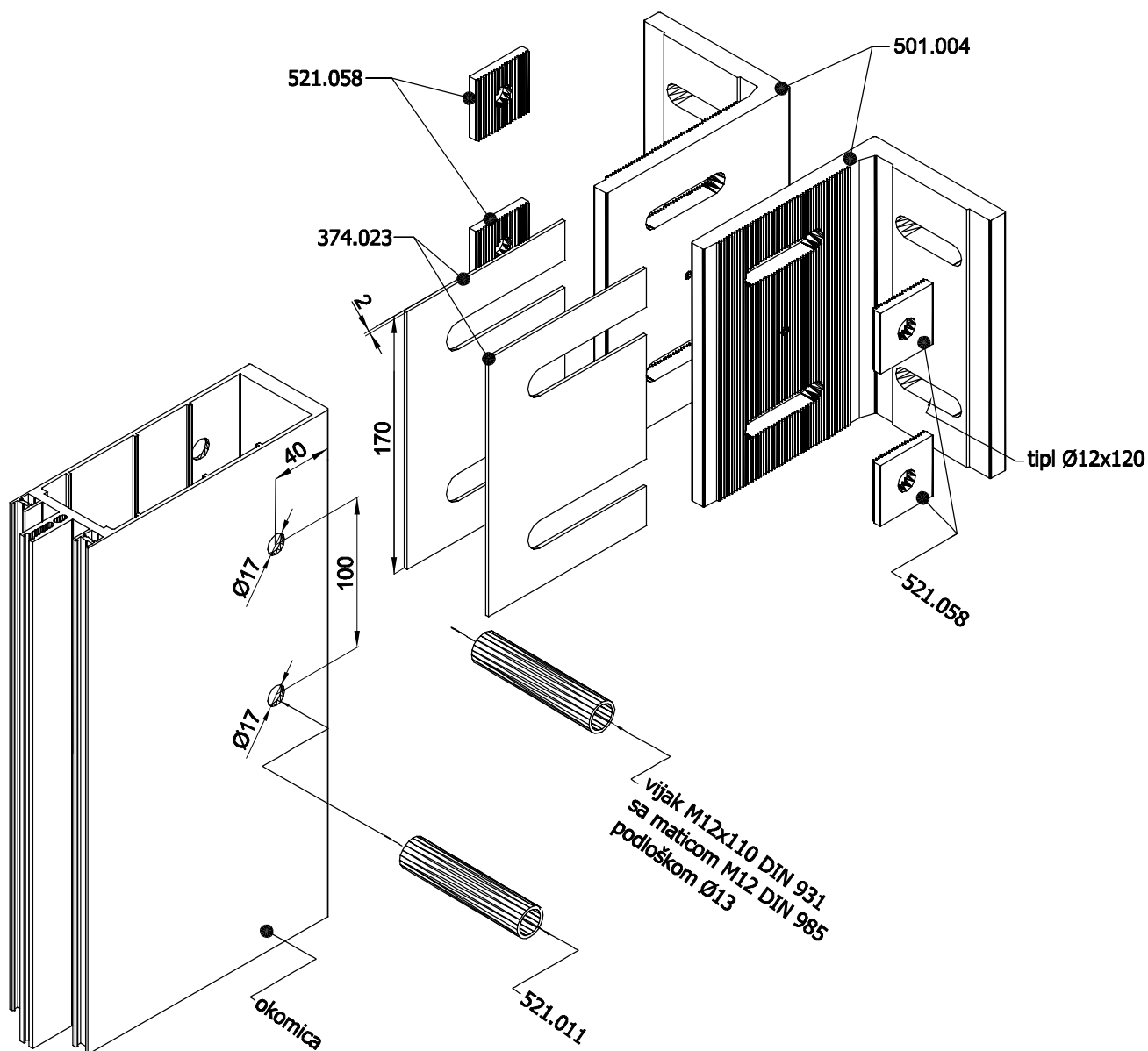
FASADA NA TRI OSOLONCA

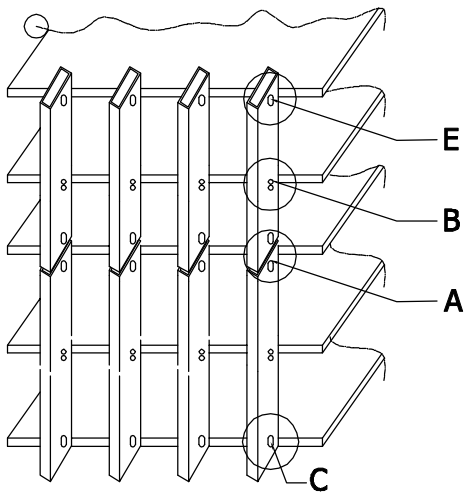
POKRETNI OSOLONAC -E-

POKRETNI OSOLONAC -C-

FIKSNI OSOLONAC -B-

POKRETNI OSOLONAC -A-





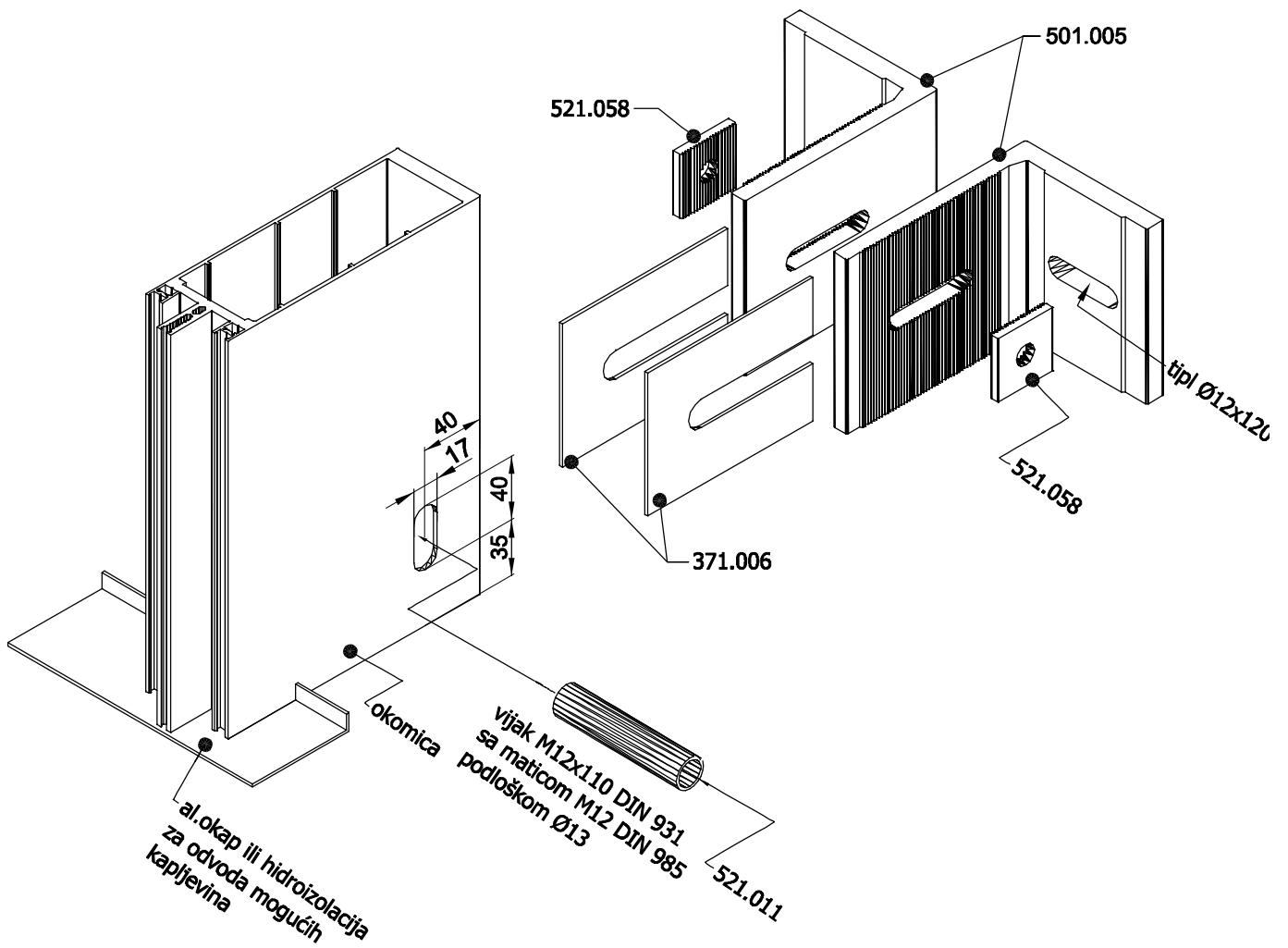
FASADA NA TRI OSLOMCA

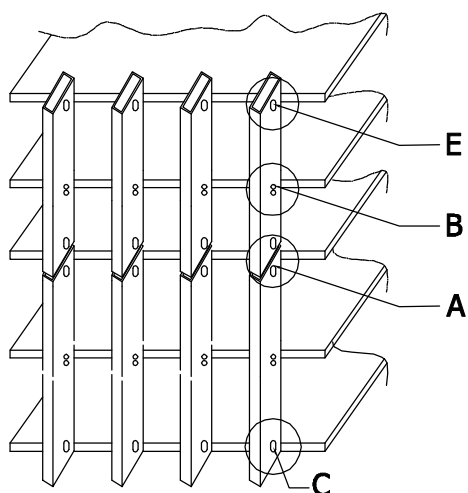
POKRETNI OSLONAC -E-

POKRETNI OSLONAC -C-

FIKSNI OSLONAC -B-

POKRETNI OSLONAC -A-





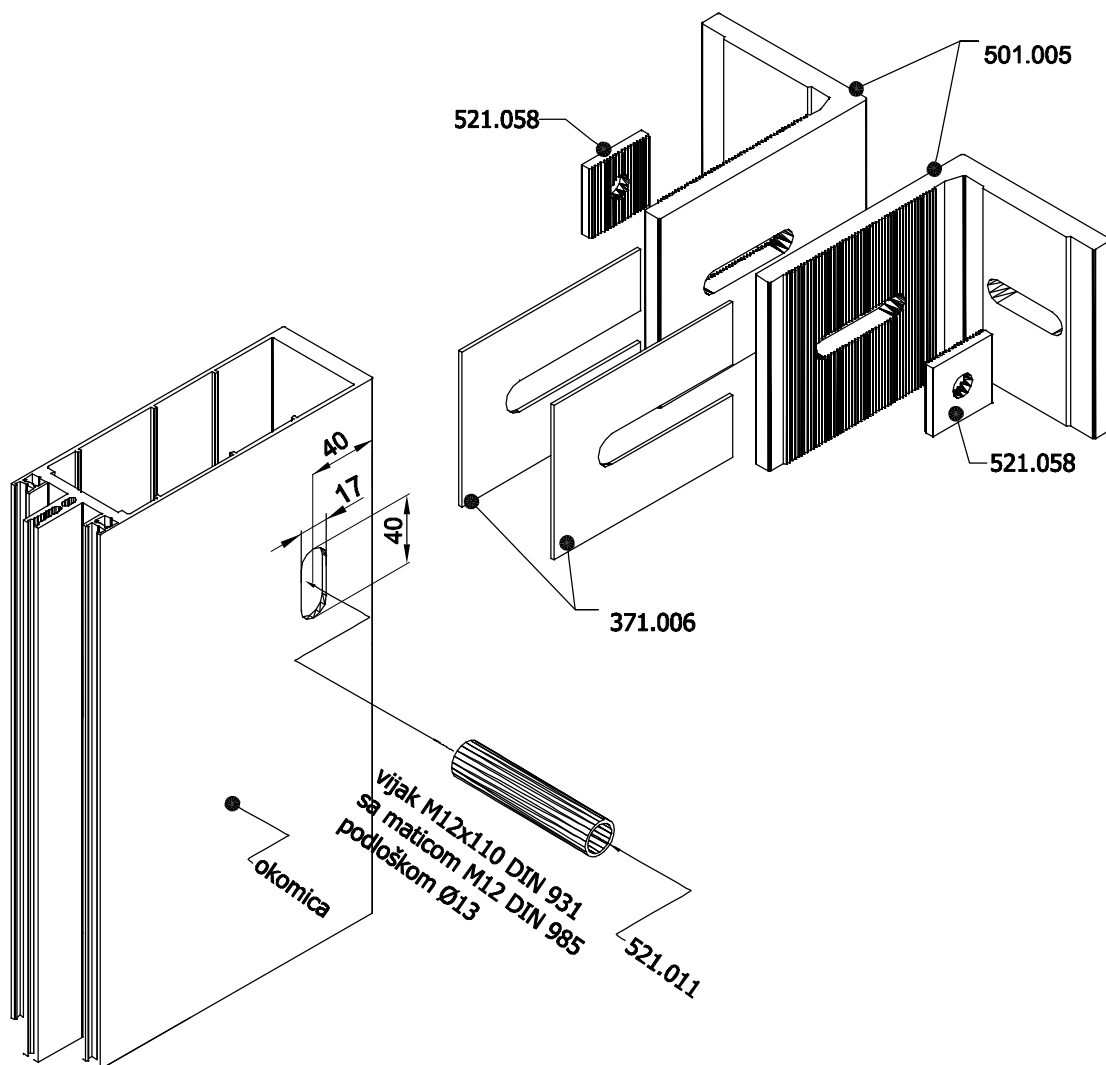
FASADA NA TRI OSLOMCA

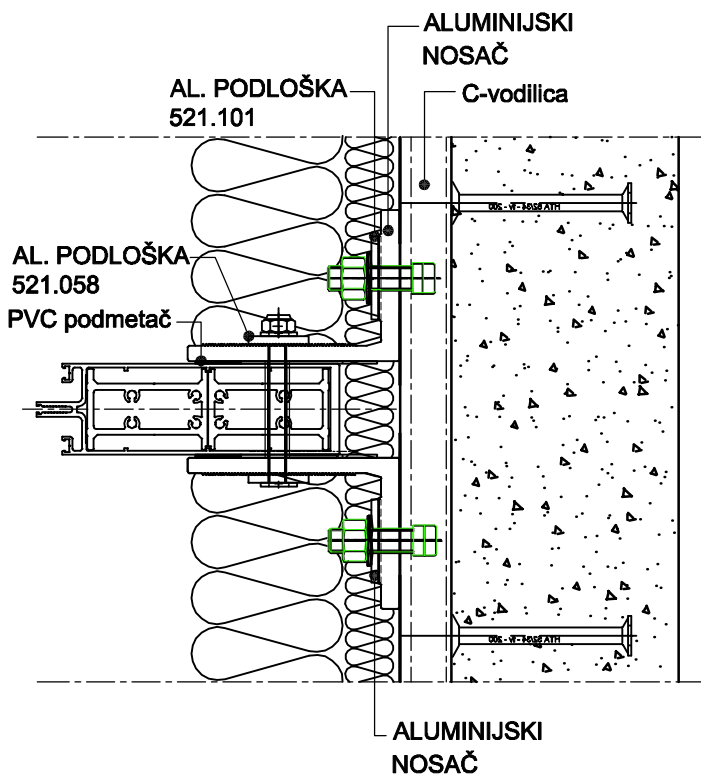
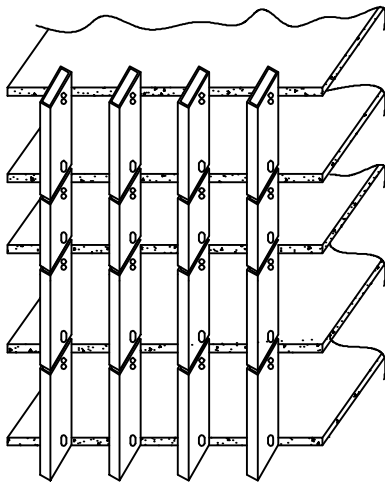
POKRETNI OSLOMAC -E-

POKRETNI OSLOMAC -C-

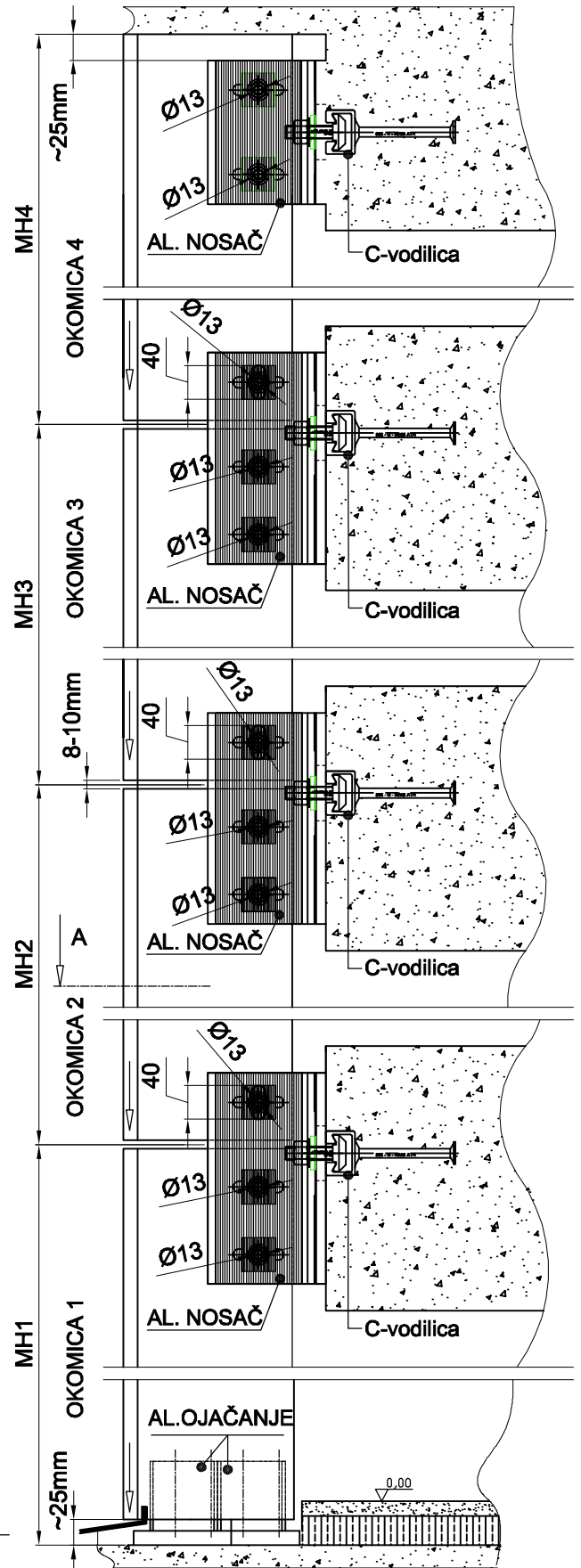
FIKSNI OSLOMAC -B-

POKRETNI OSLOMAC -A-



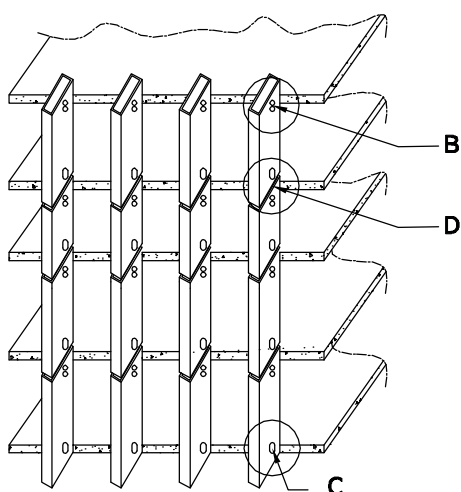


moguće kapljevine izvesti van fasade



Montaža aluminijskim nosivim kutnicima pomoću C- vodilice

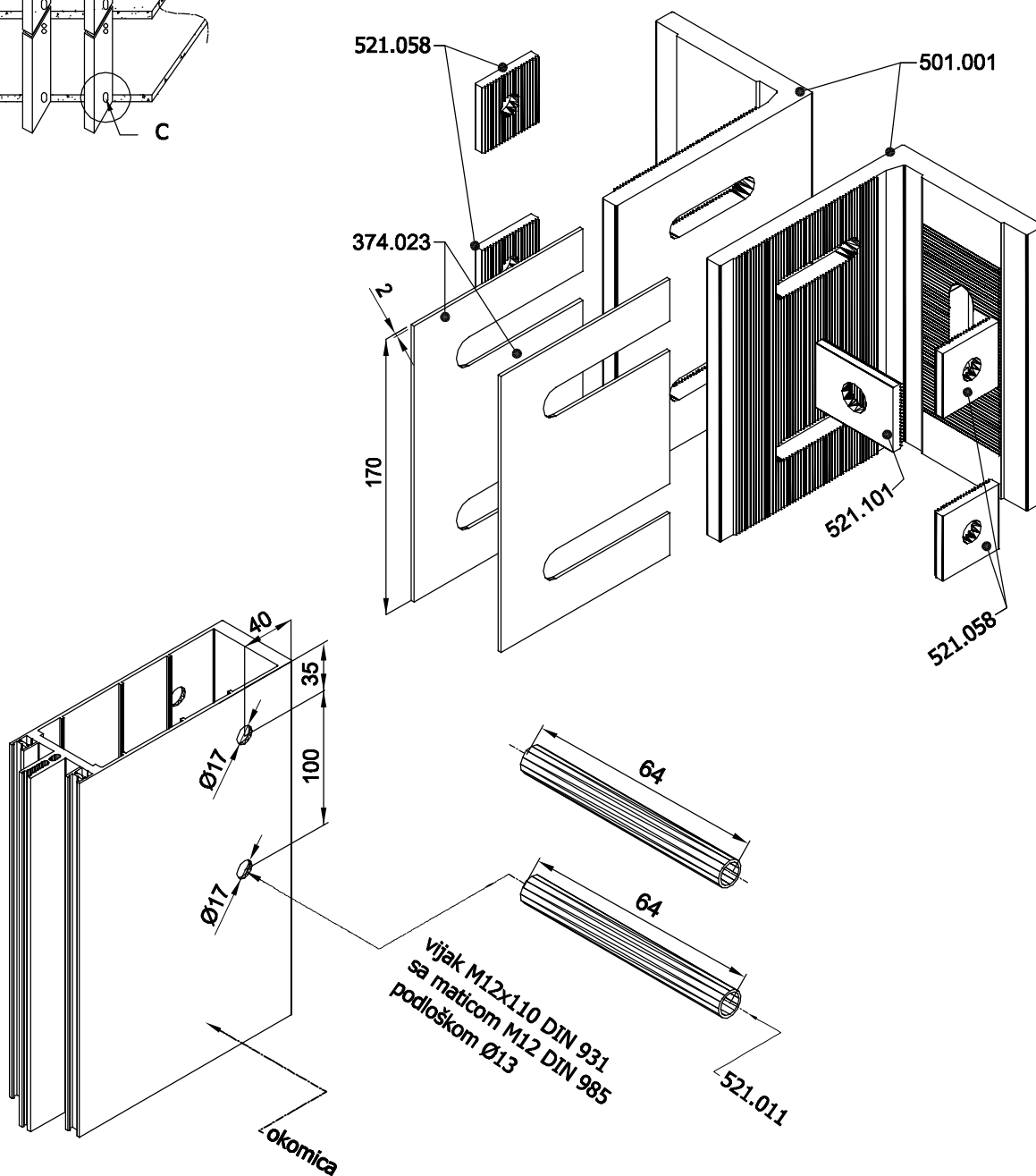
FASADA NA DVA OSOLONCA



FIKSNI OSOLONAC -B-

POKRETNI I FIKSNI OSOLONAC -D-

POKRETNI OSOLONAC -C-

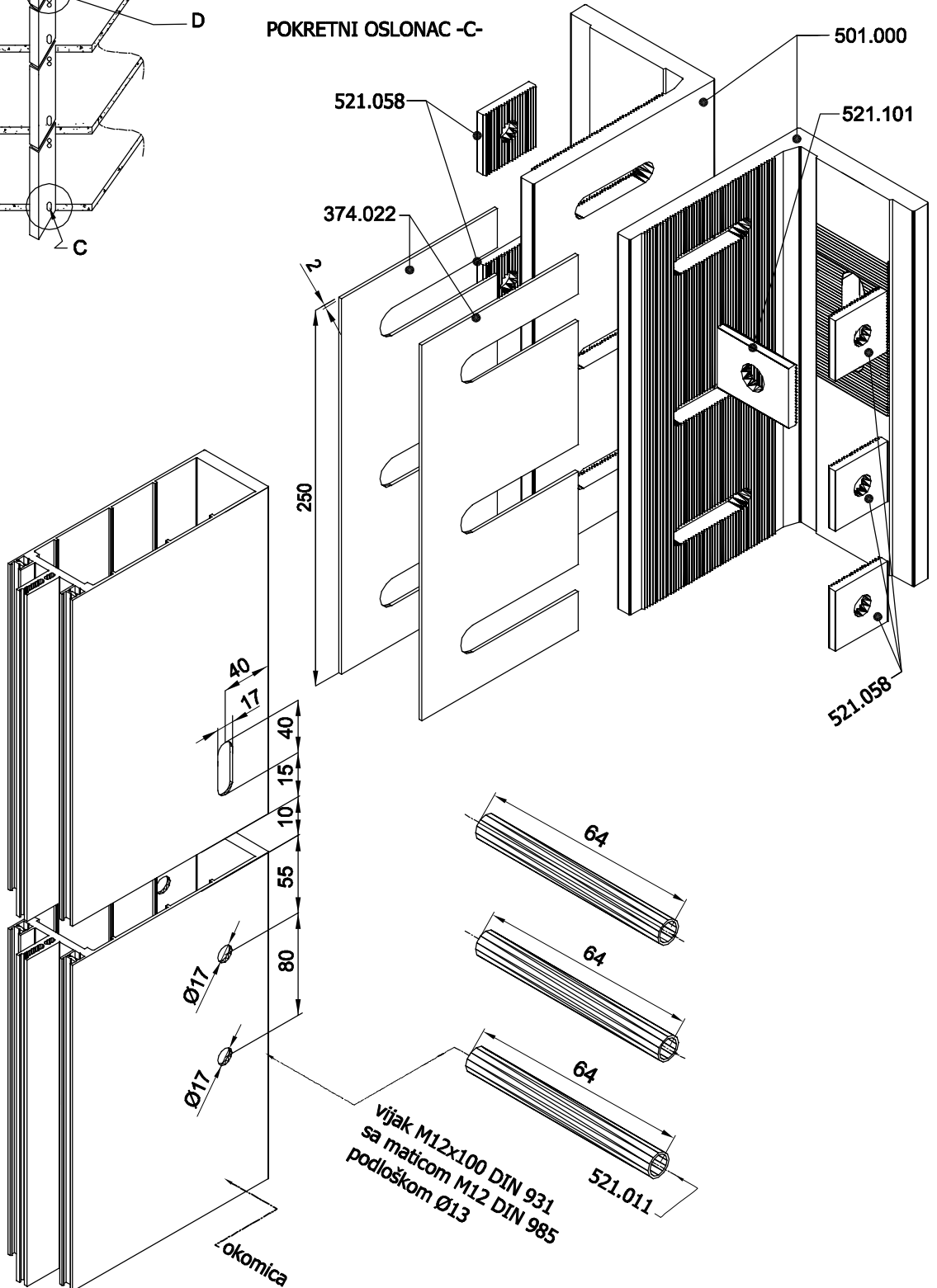
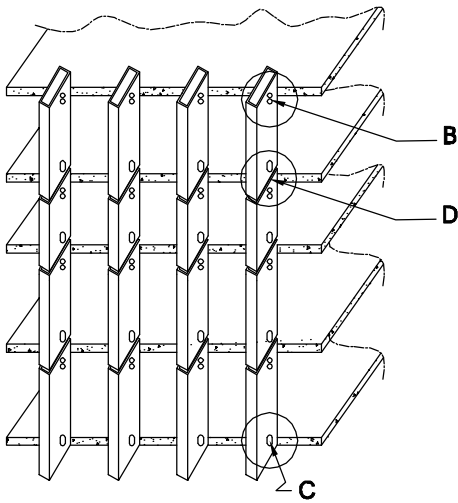


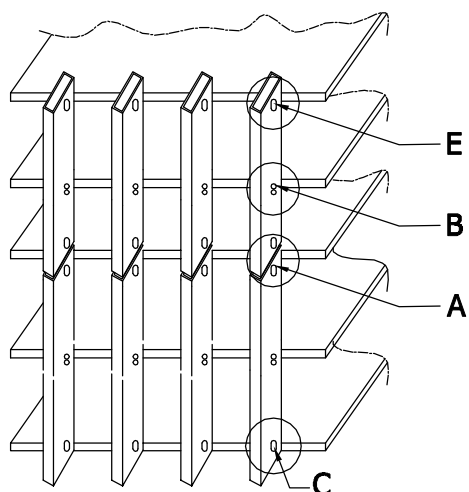
FASADA NA DVA OSOLONCA

FIKSNI OSOLONAC -B-

POKRETNI I FIKSNI OSOLONAC -D-

POKRETNI OSOLONAC -C-





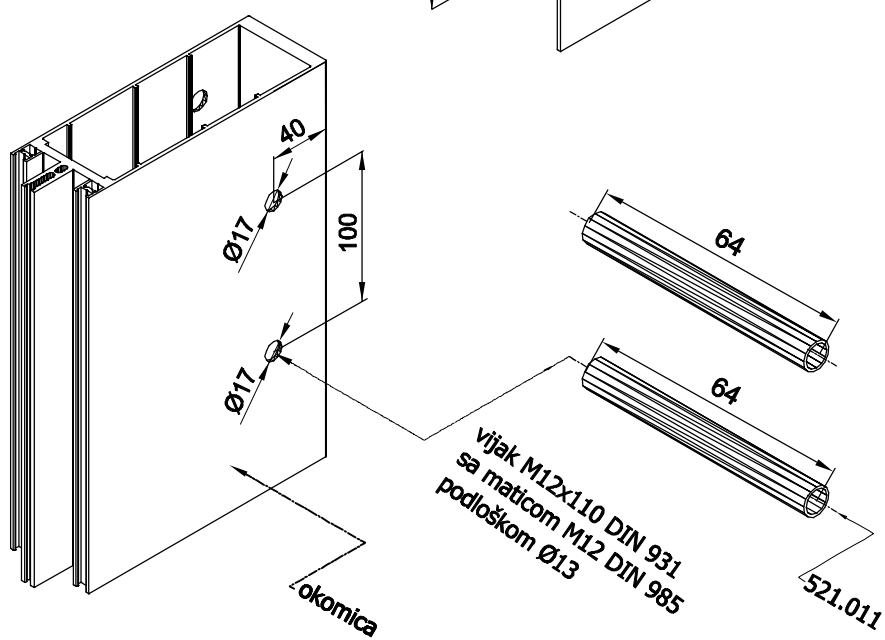
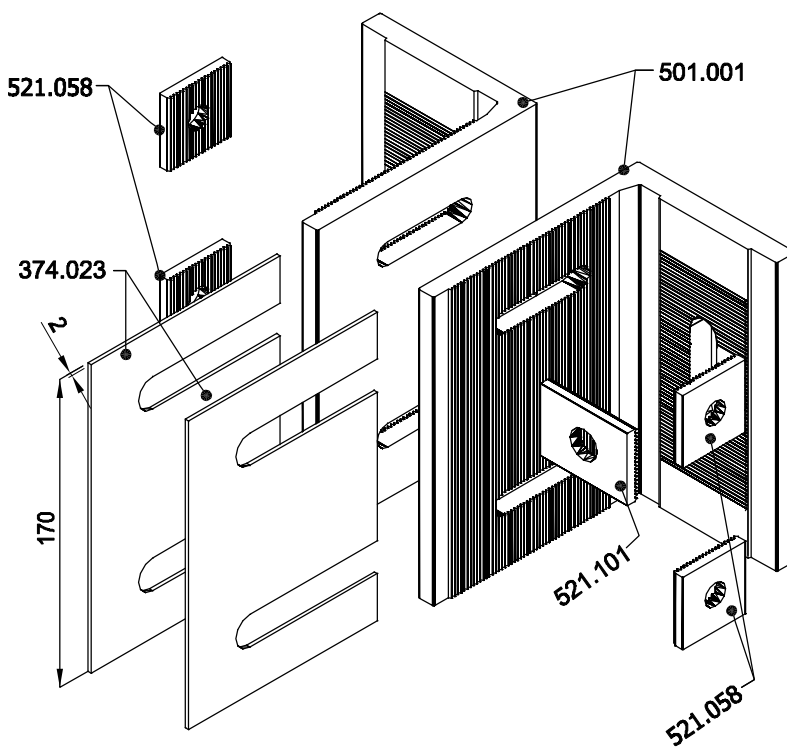
FASADA NA TRI OSOLONCA

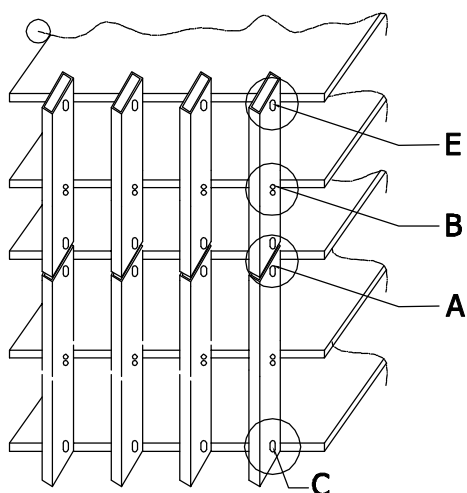
POKRETNI OSOLONAC -E-

POKRETNI OSOLONAC -C-

FIKSNI OSOLONAC -B-

POKRETNI OSOLONAC -A-





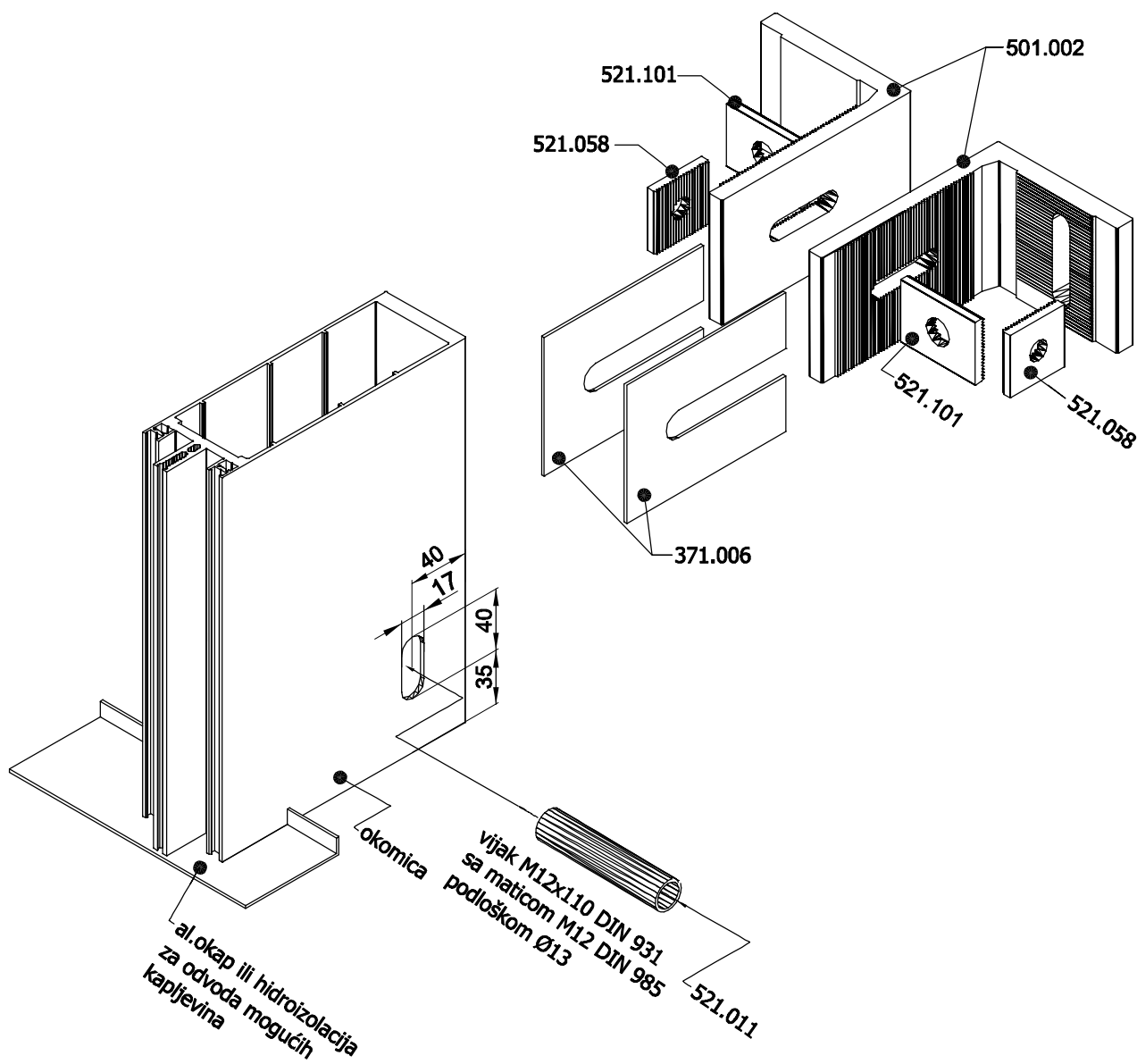
FASADA NA TRI OSOLONCA

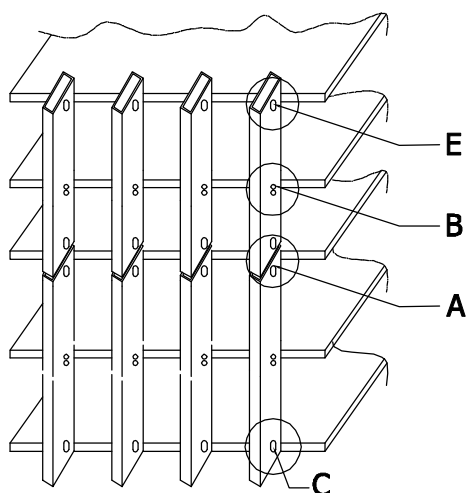
POKRETNI OSOLONAC -E-

POKRETNI OSOLONAC -C-

FIKSNI OSOLONAC -B-

POKRETNI OSOLONAC -A-





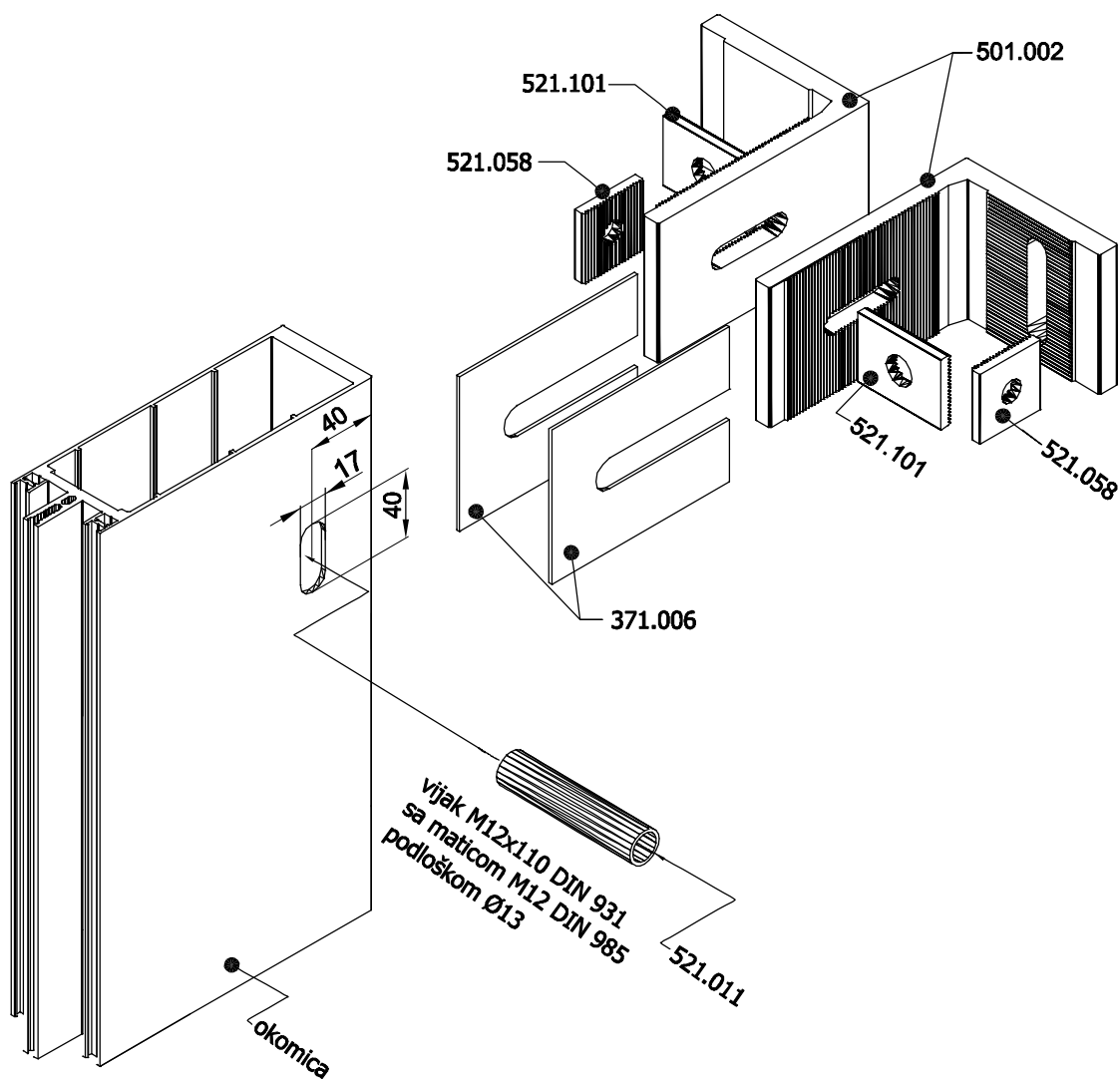
FASADA NA TRI OSLOMCA

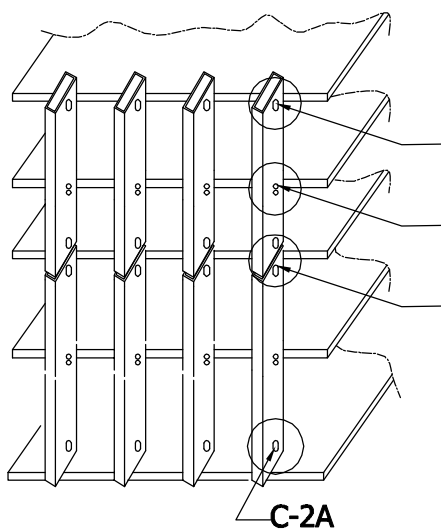
POKRETNI OSLOMNAK -E-

POKRETNI OSLOMNAK -C-

FIKSNI OSLOMNAK -B-

POKRETNI OSLOMNAK -A-





FASADA NA TRI OSLONCA

POKRETNI OSLONAC -E-

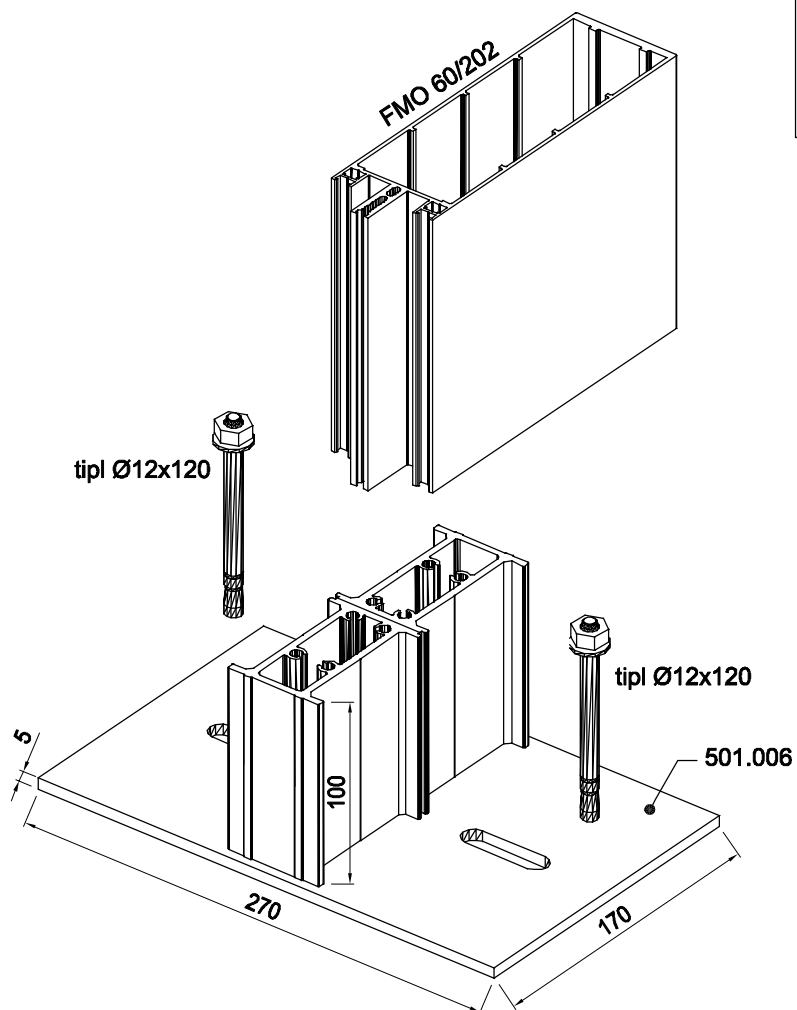
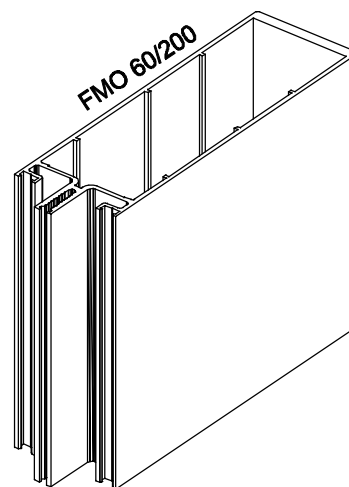
POKRETNI OSLONAC C-2A

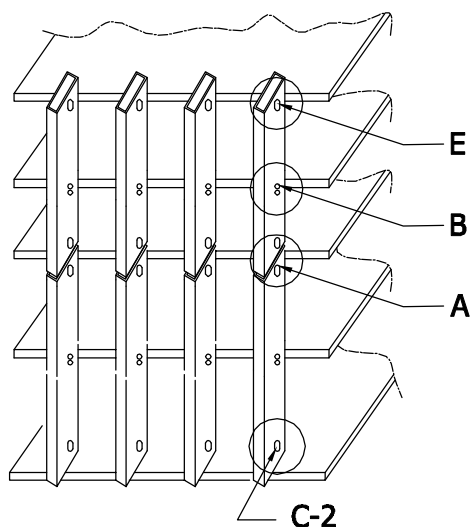
FIKSNI OSLONAC -B-

POKRETNI OSLONAC -A-

C-2A

C-2A (al kutnik ulazi u okomicu FMO 60/202 i FMO 60/200)





FASADA NA TRI OSLOMCA

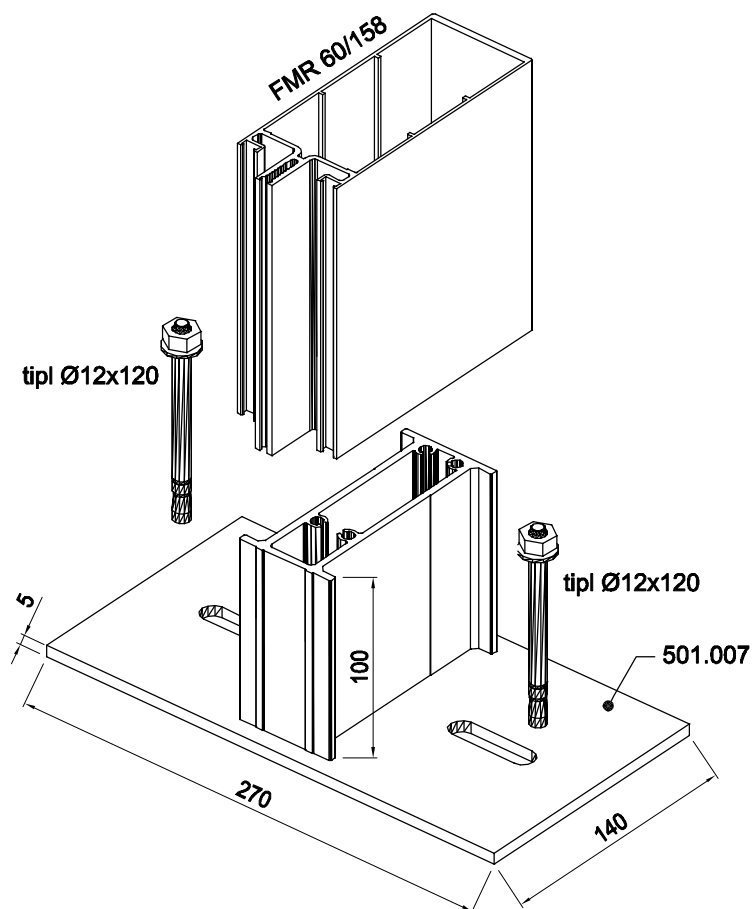
POKRETNI OSLOMNAK -E-

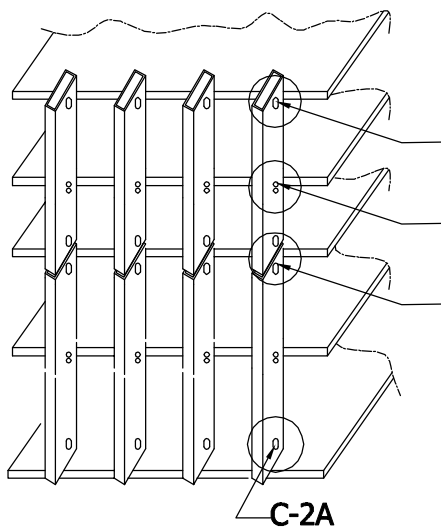
POKRETNI OSLOMNAK C-2

FIKSNI OSLOMNAK -B-

POKRETNI OSLOMNAK -A-

C-2
C-2 (al kutnik ulazi u okomicu FMR 60/158)





C-2A (al kutnik ulazi u okomicu FMO 60/118)

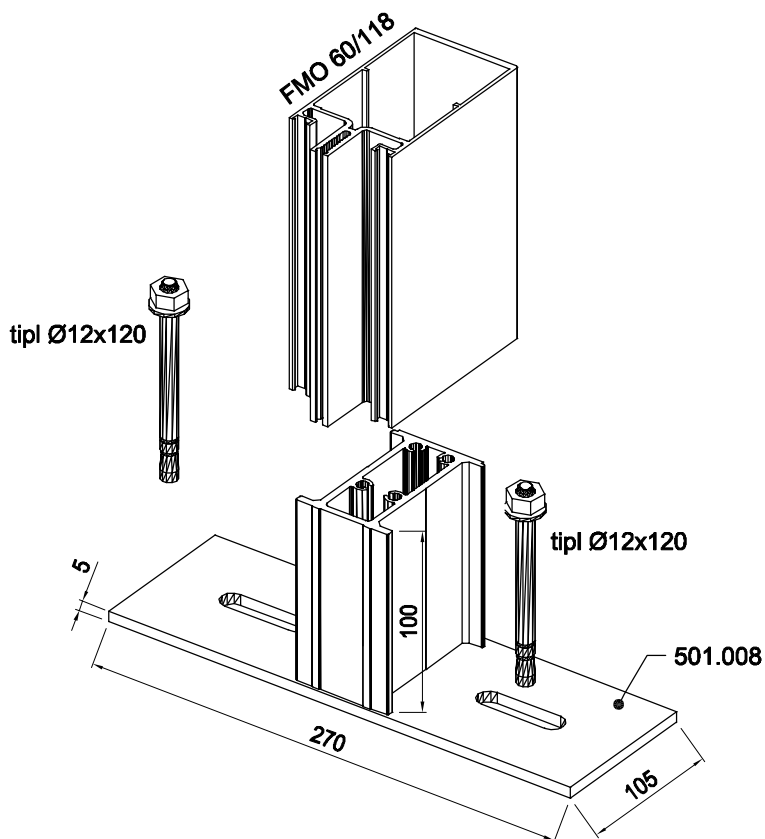
FASADA NA TRI OSLOMCA

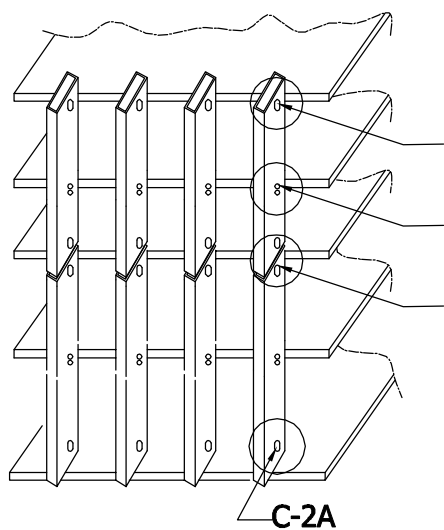
POKRETNI OSLOMAC -E-

POKRETNI OSLOMAC C-2A

FIKSNI OSLOMAC -B-

POKRETNI OSLOMAC -A-





C-2A (al kutnik ulazi u okomicu FMO 60/88)

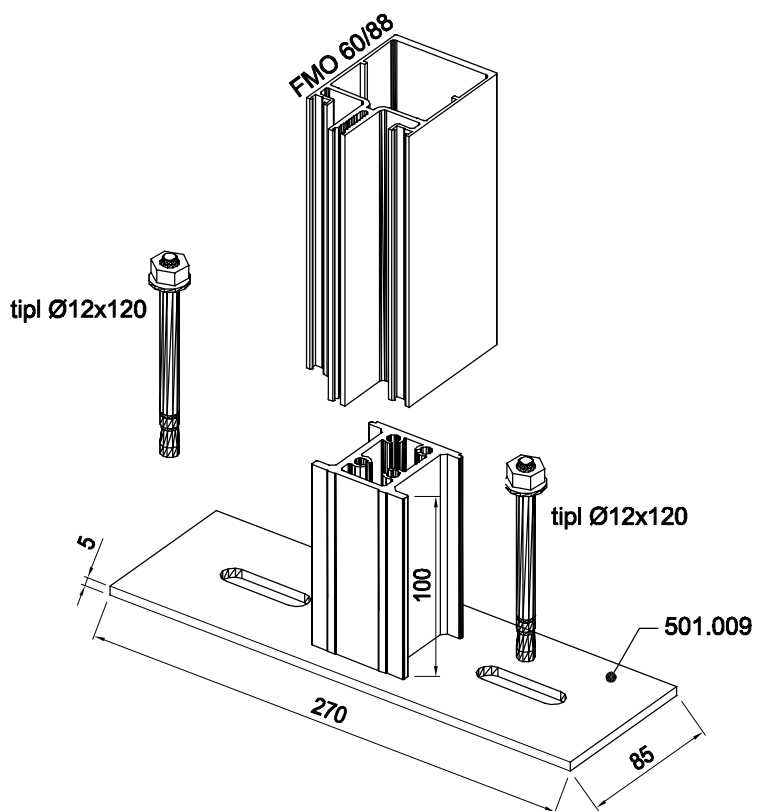
FASADA NA TRI OSLOMCA

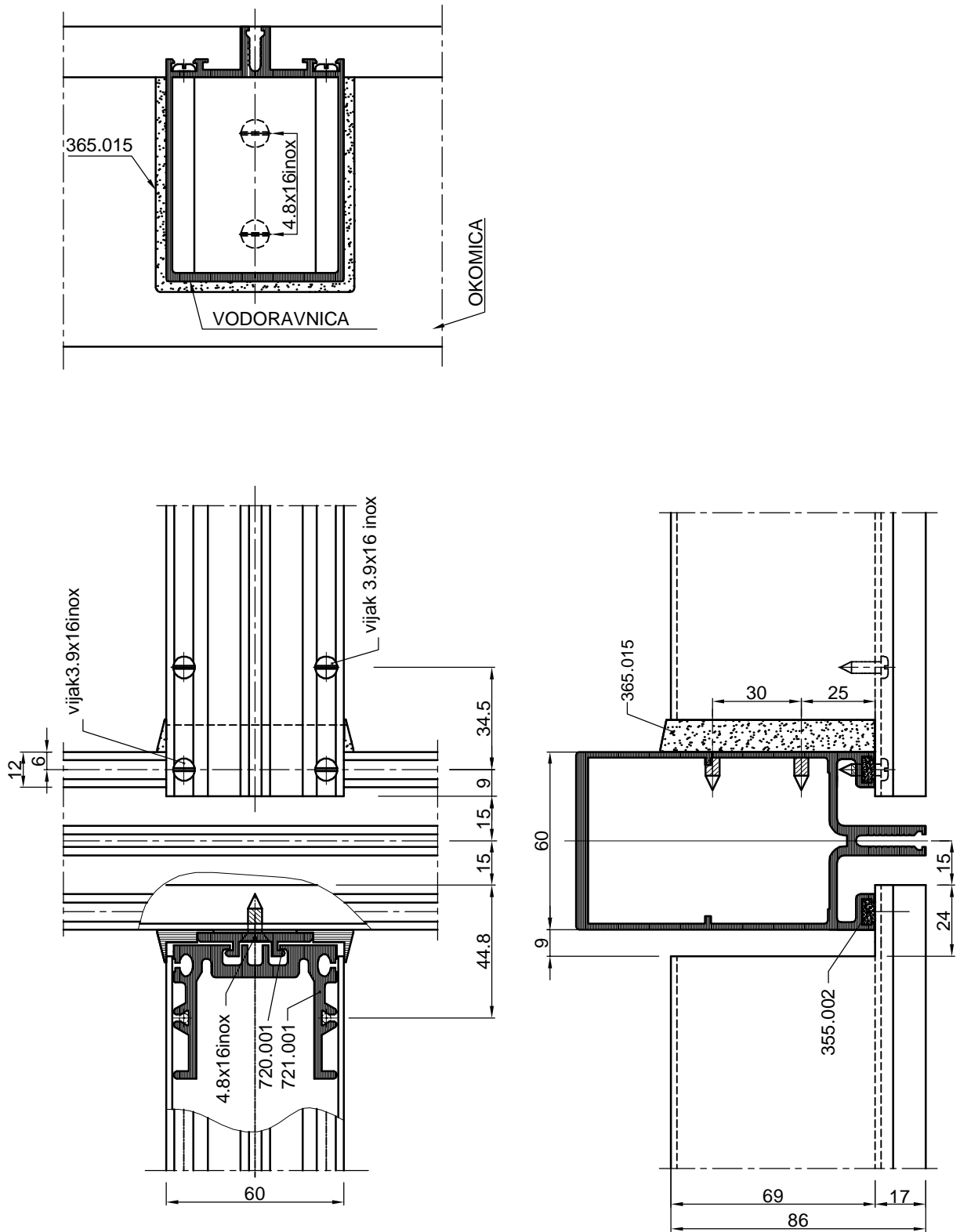
POKRETNI OSLOMNAK -E-

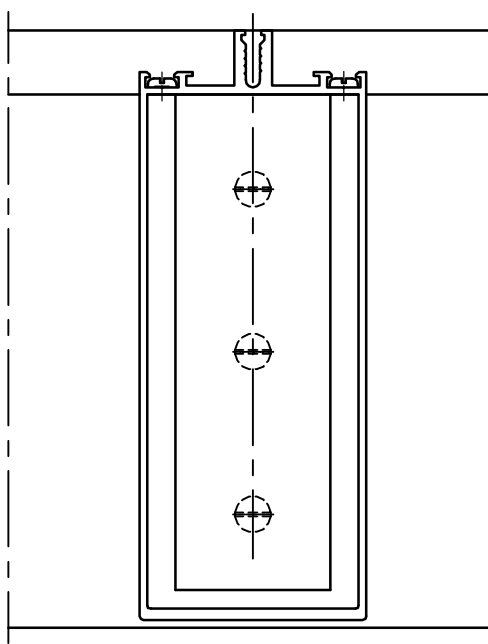
POKRETNI OSLOMNAK C-2A

FIKSNI OSLOMNAK -B-

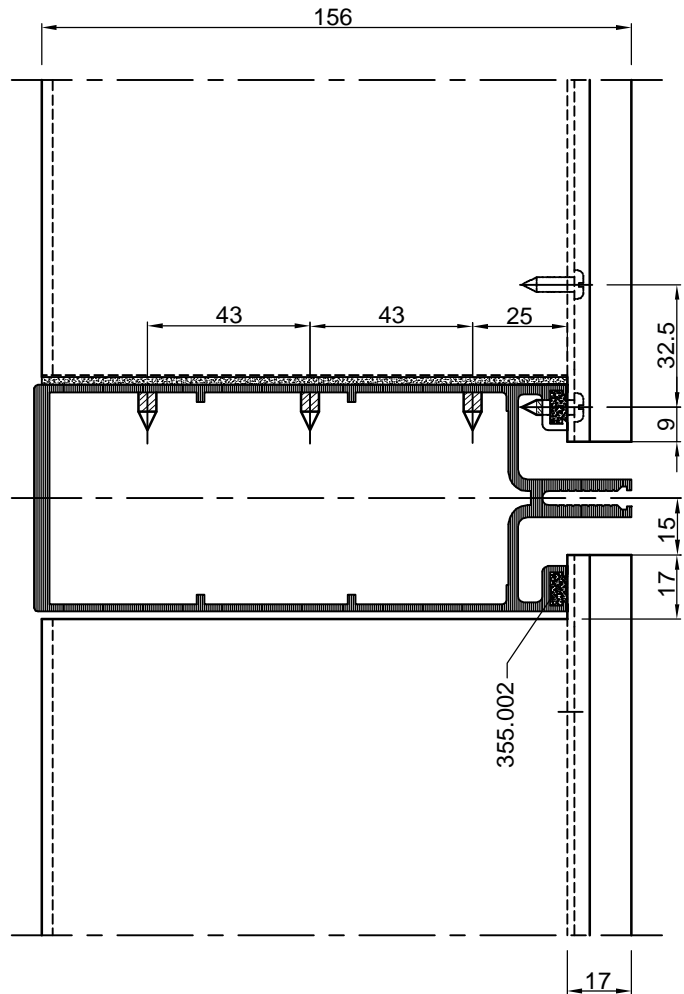
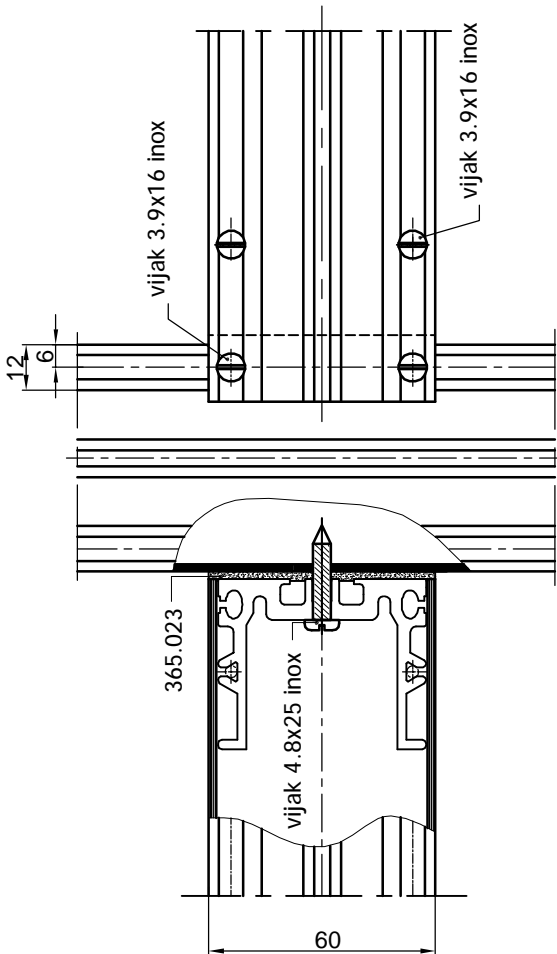
POKRETNI OSLOMNAK -A-

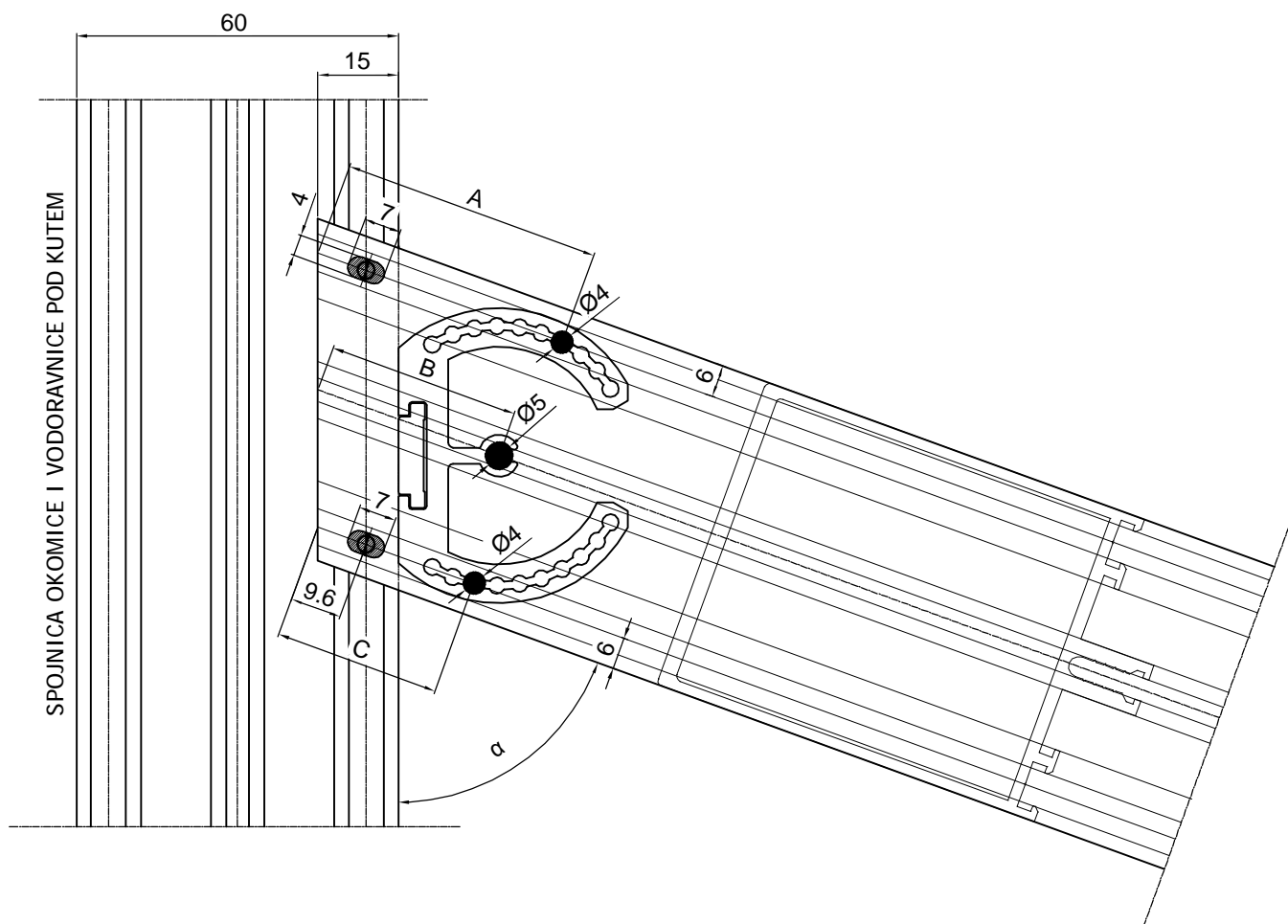




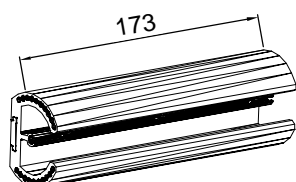


DETALJ MONTAŽE SA RAVNIM
GUMENIM ODSTOJNIKOM 365.023

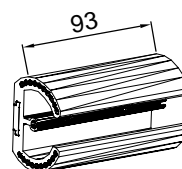




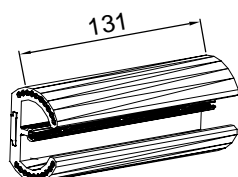
α°	A (mm)	B (mm)	C (mm)
85	33.5	33.9	29.3
80	42.3	34.3	33.9
75	43.1	35.0	26.0
70	48.5	36.0	31.0
65	45.9	37.3	27.8
60	56.7	39.0	28.9
55	59.7	41.2	26.1
50	63.8	44.1	27.8



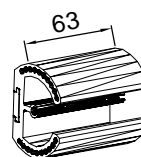
722.004
(za FMV 60/198)



722.002
(za FMV 60/114)

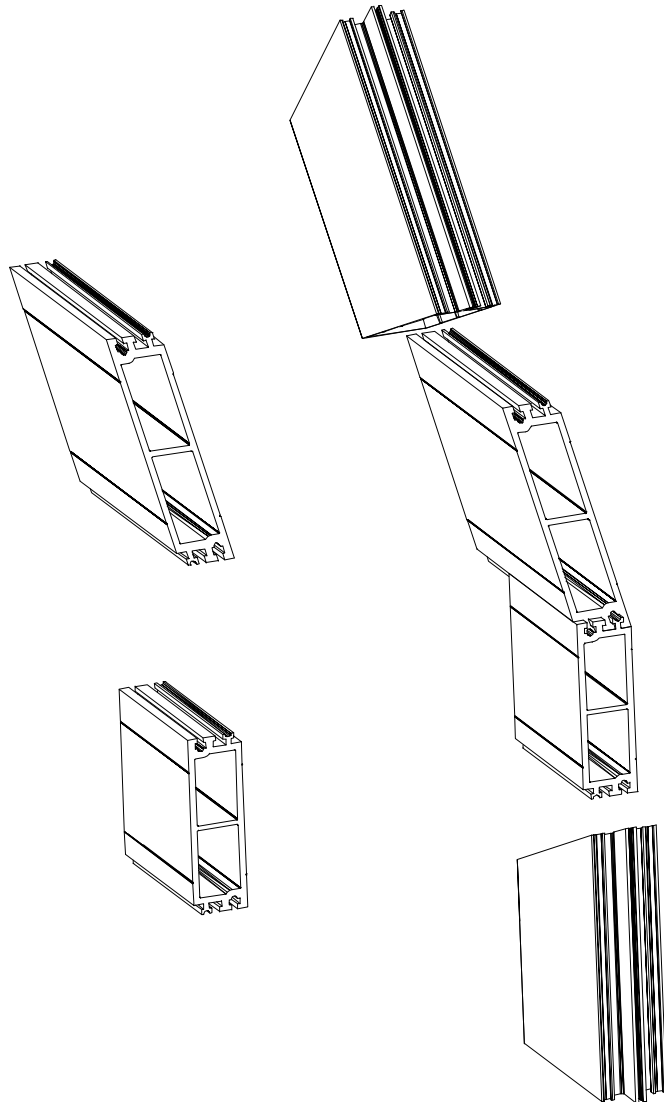
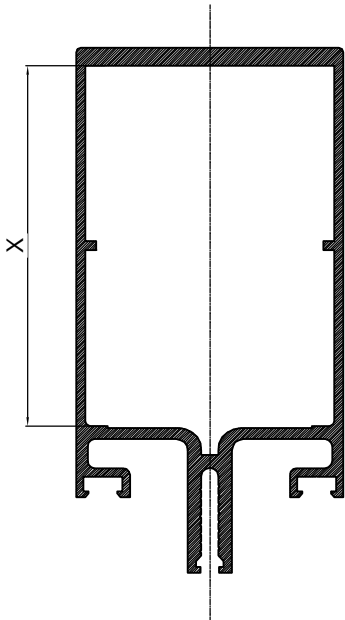
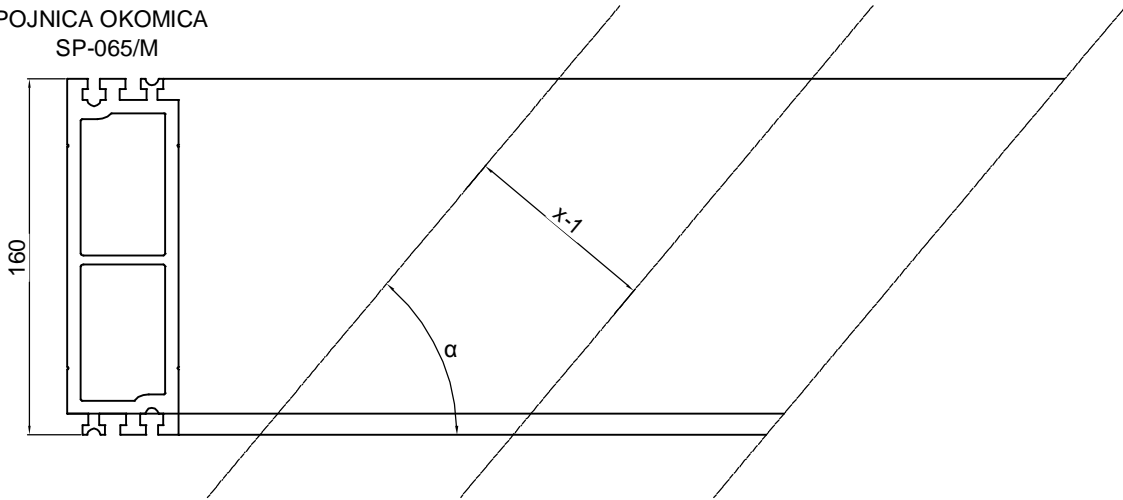


722.003
(za FMV 60/156)

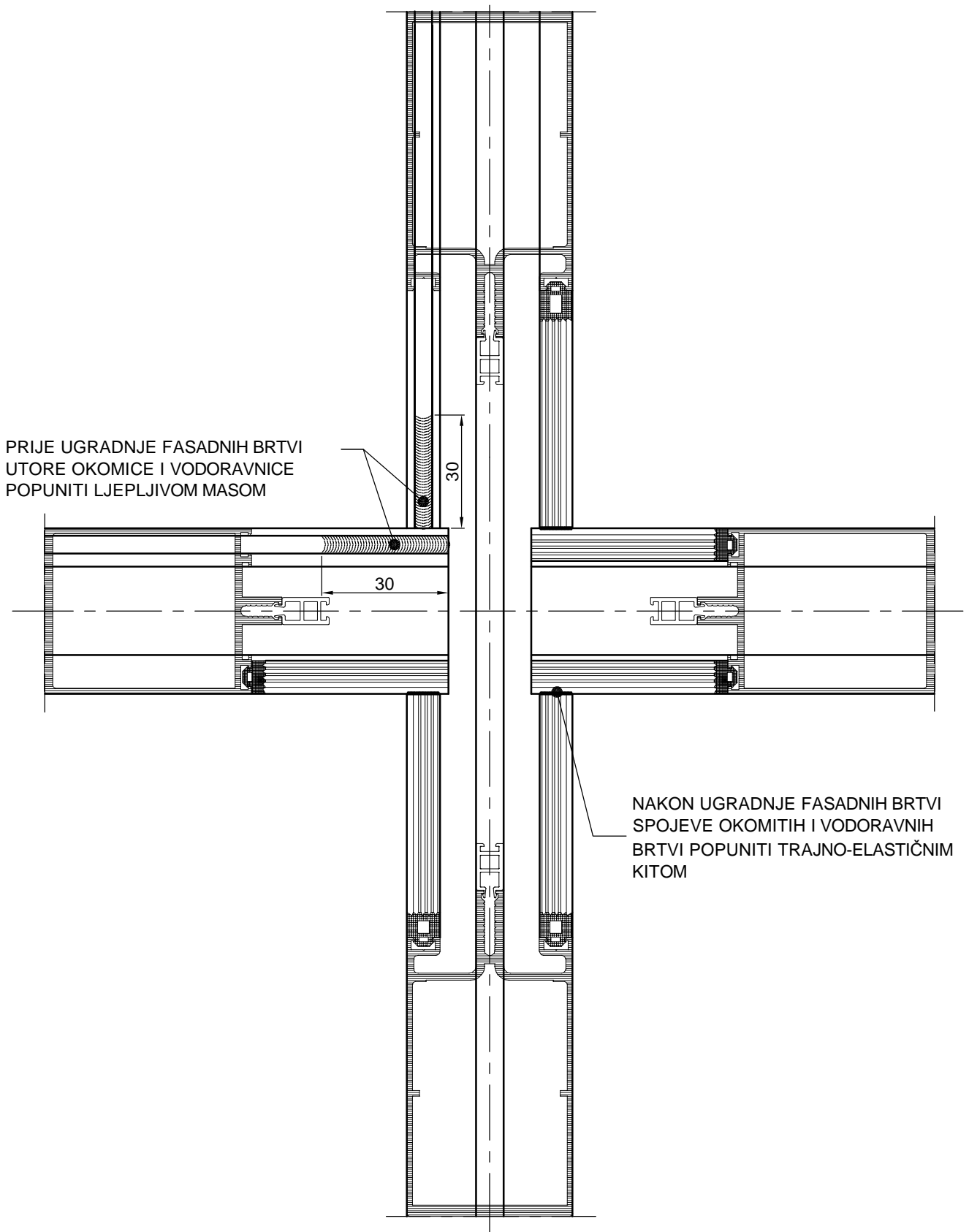


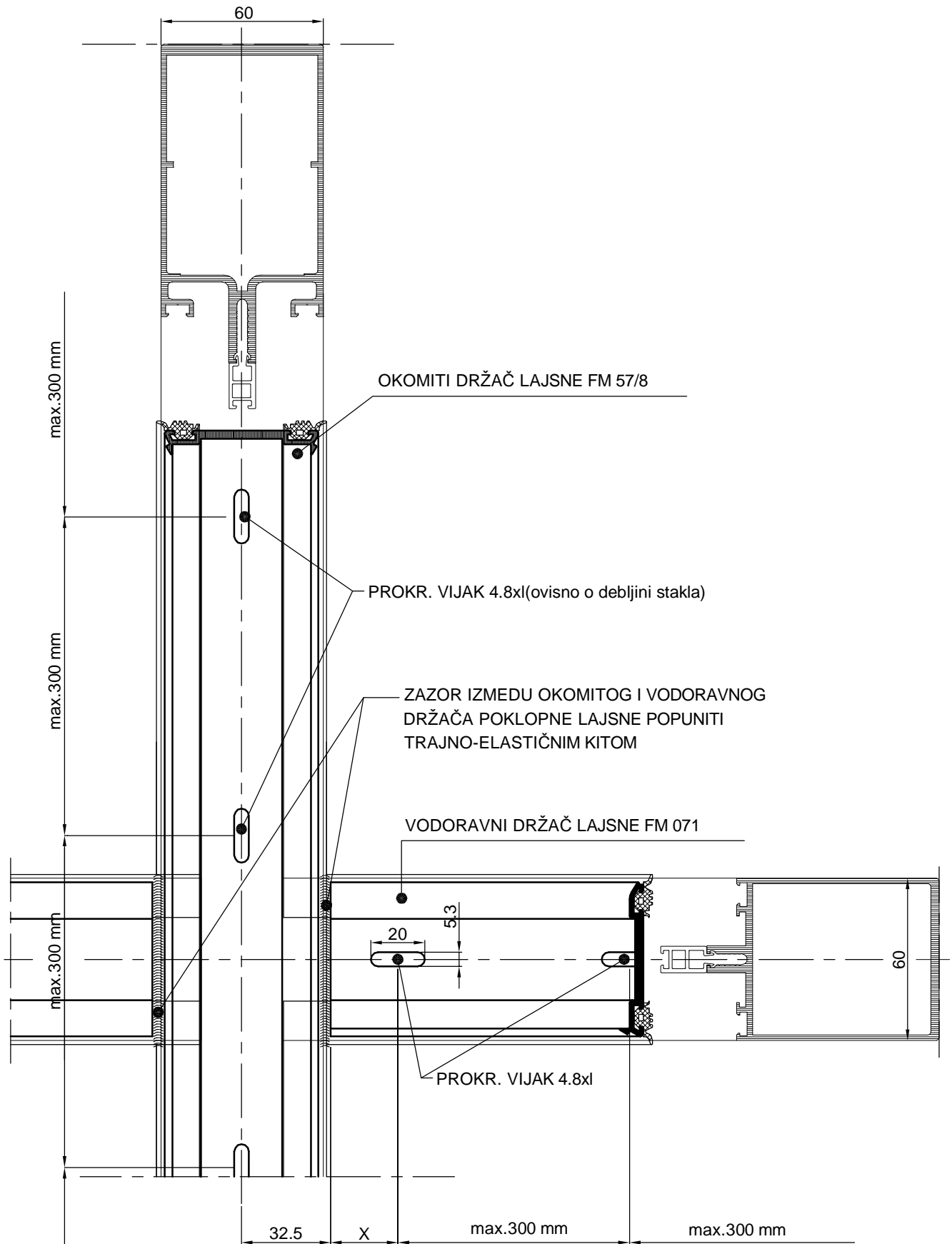
722.001
(za FMV 60/88)

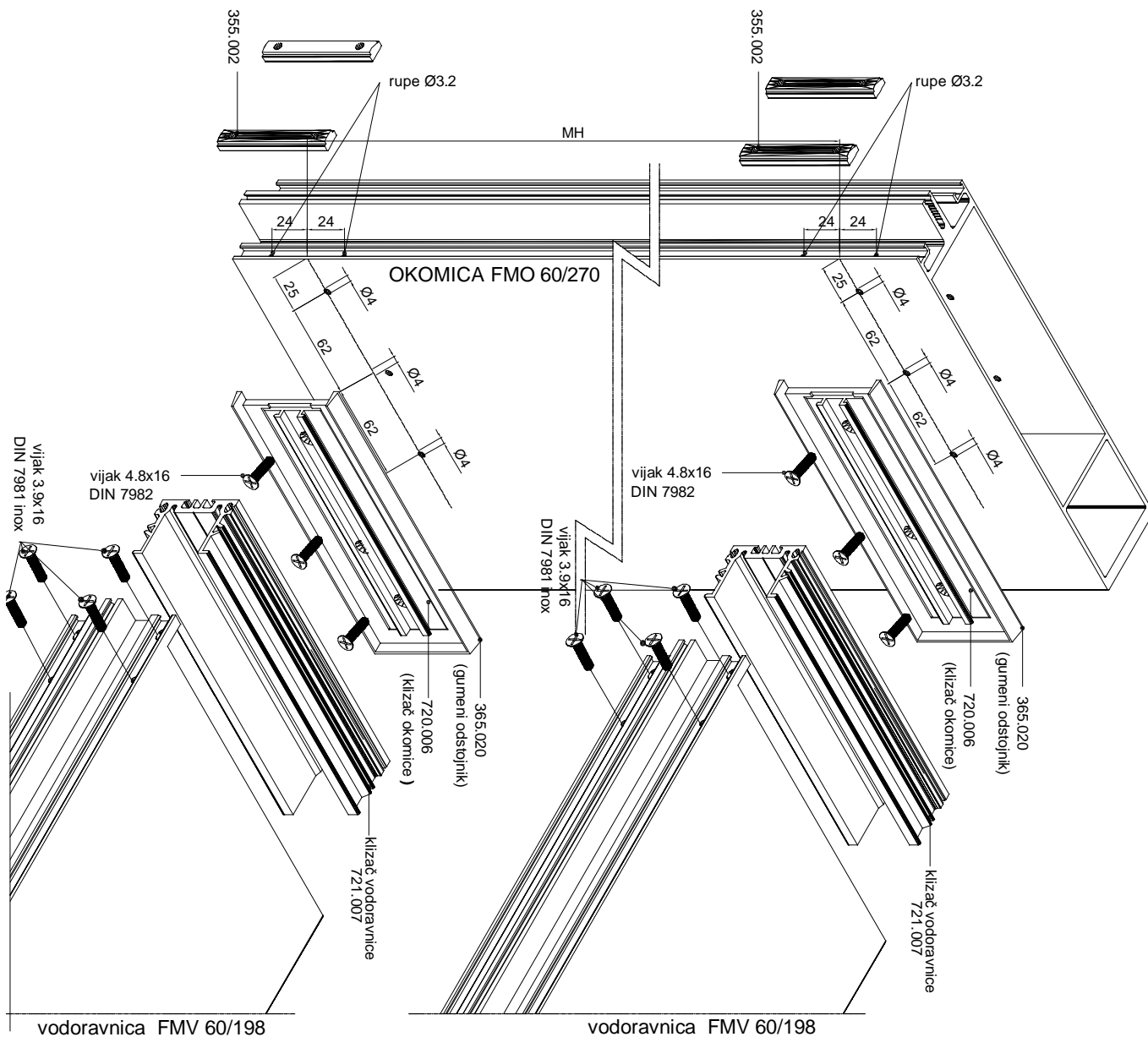
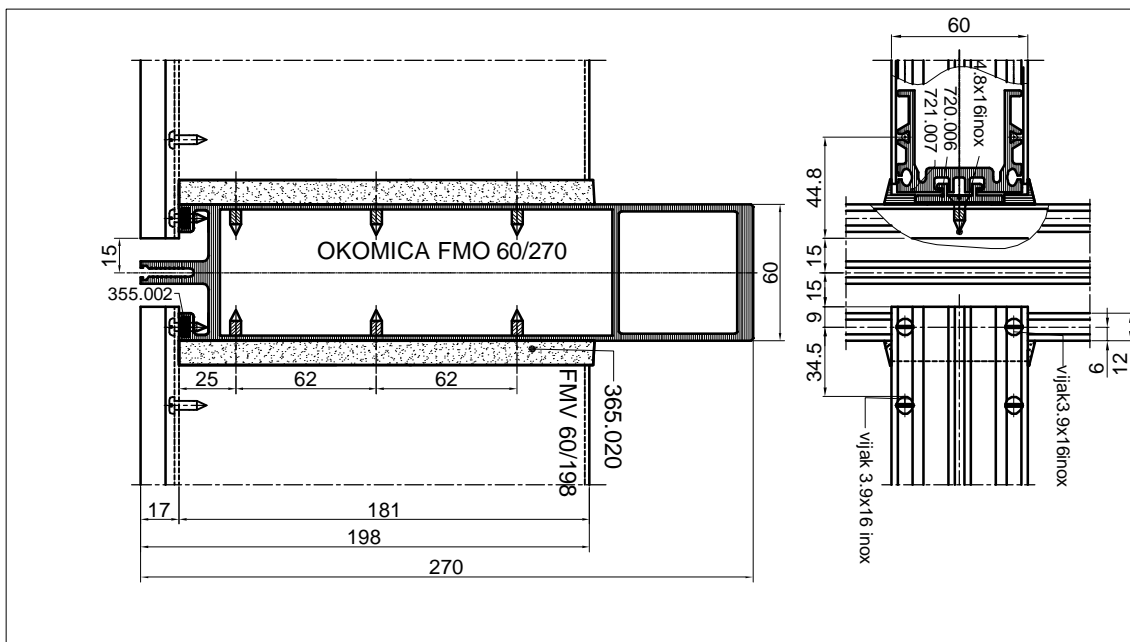
SPOJNICA OKOMICA
SP-065/M



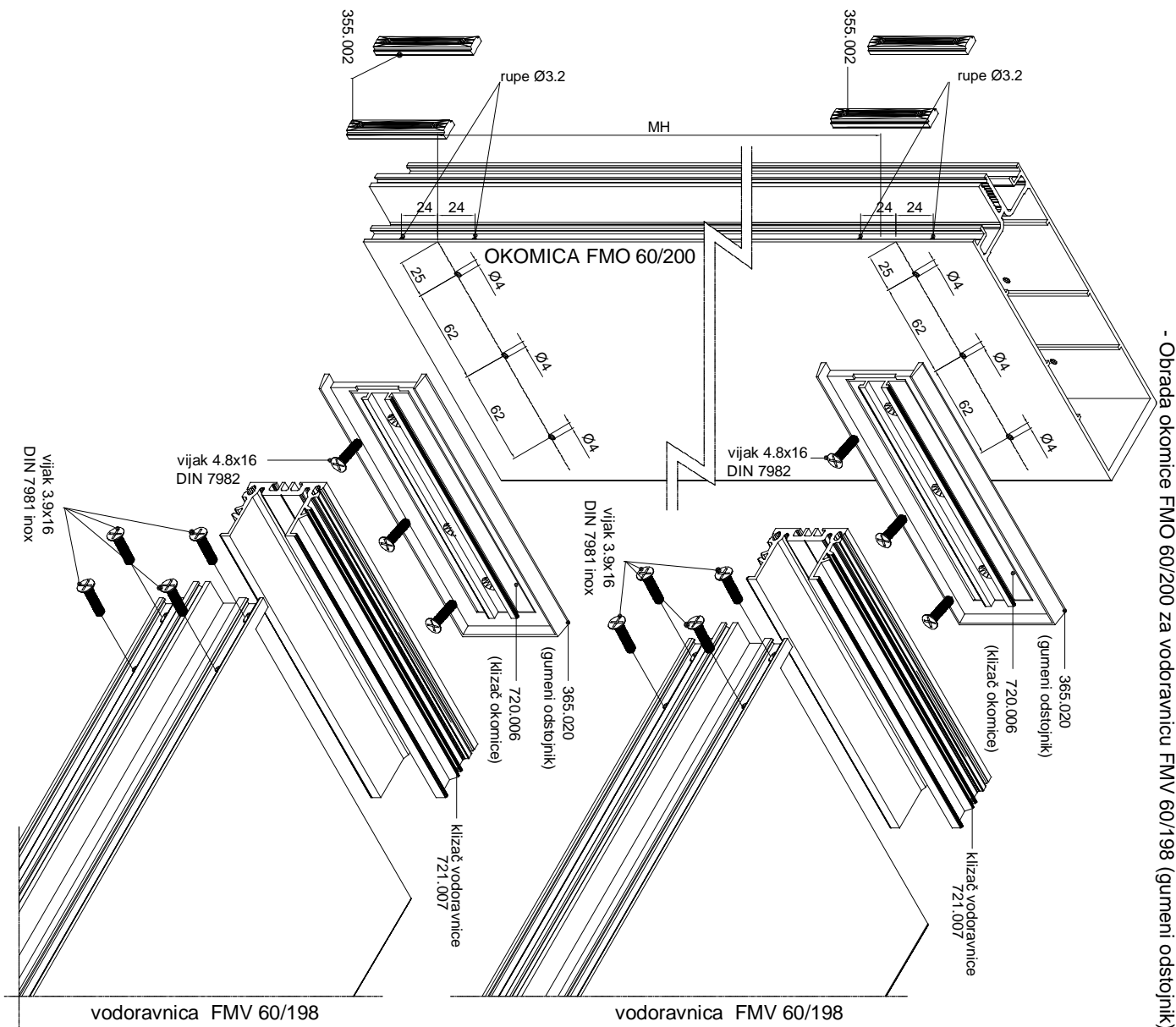
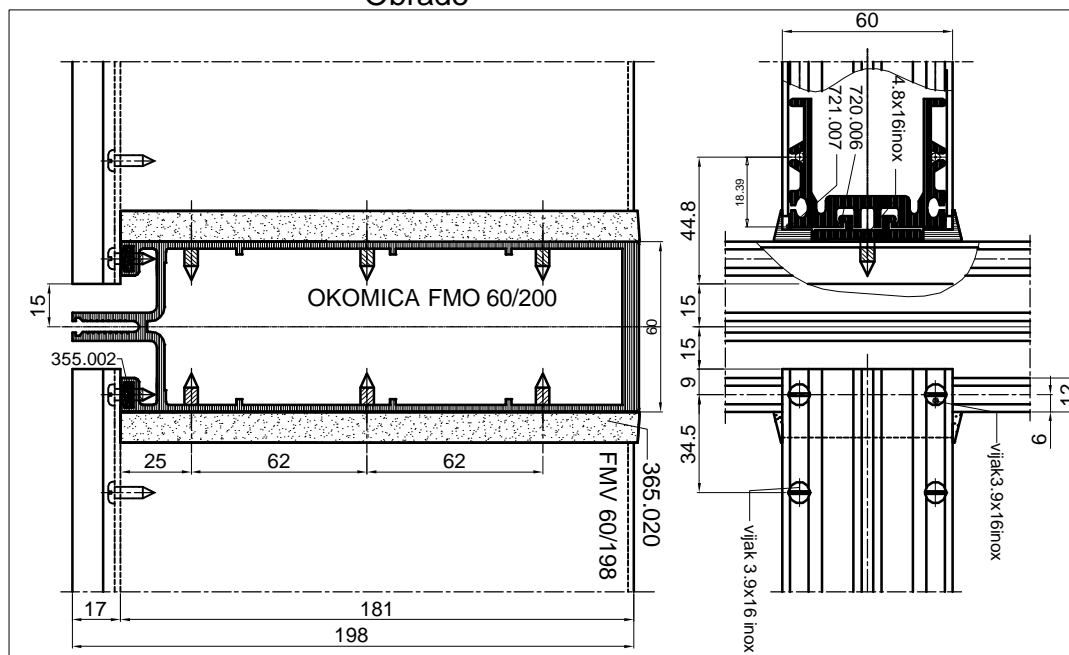
- X=51 mm ; okomica FMO 60/88
- X=81 mm ; okomica FMO 60/118
- X=121 mm ; okomica FMR 60/158
- X=161 mm ; okomica FMO 60/200



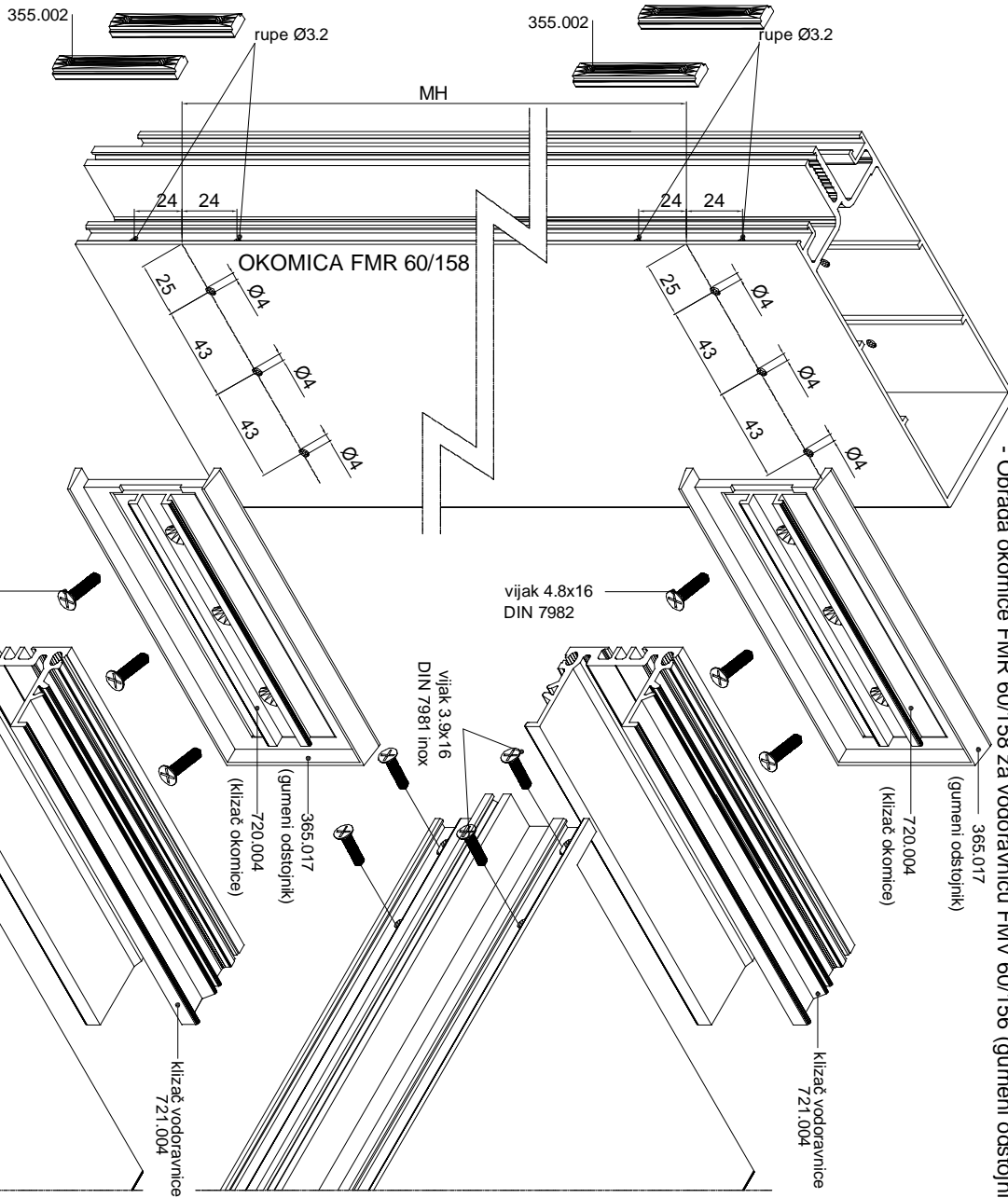
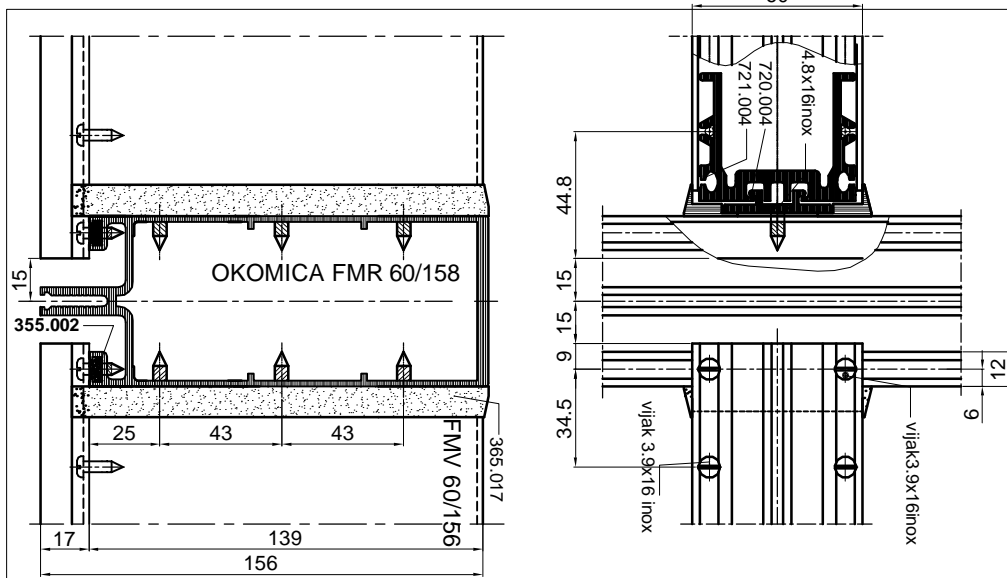




- Obrada okomice FMO 60/270 za vodoravnicu FMV 60/198 (gumeneri odstojnik)



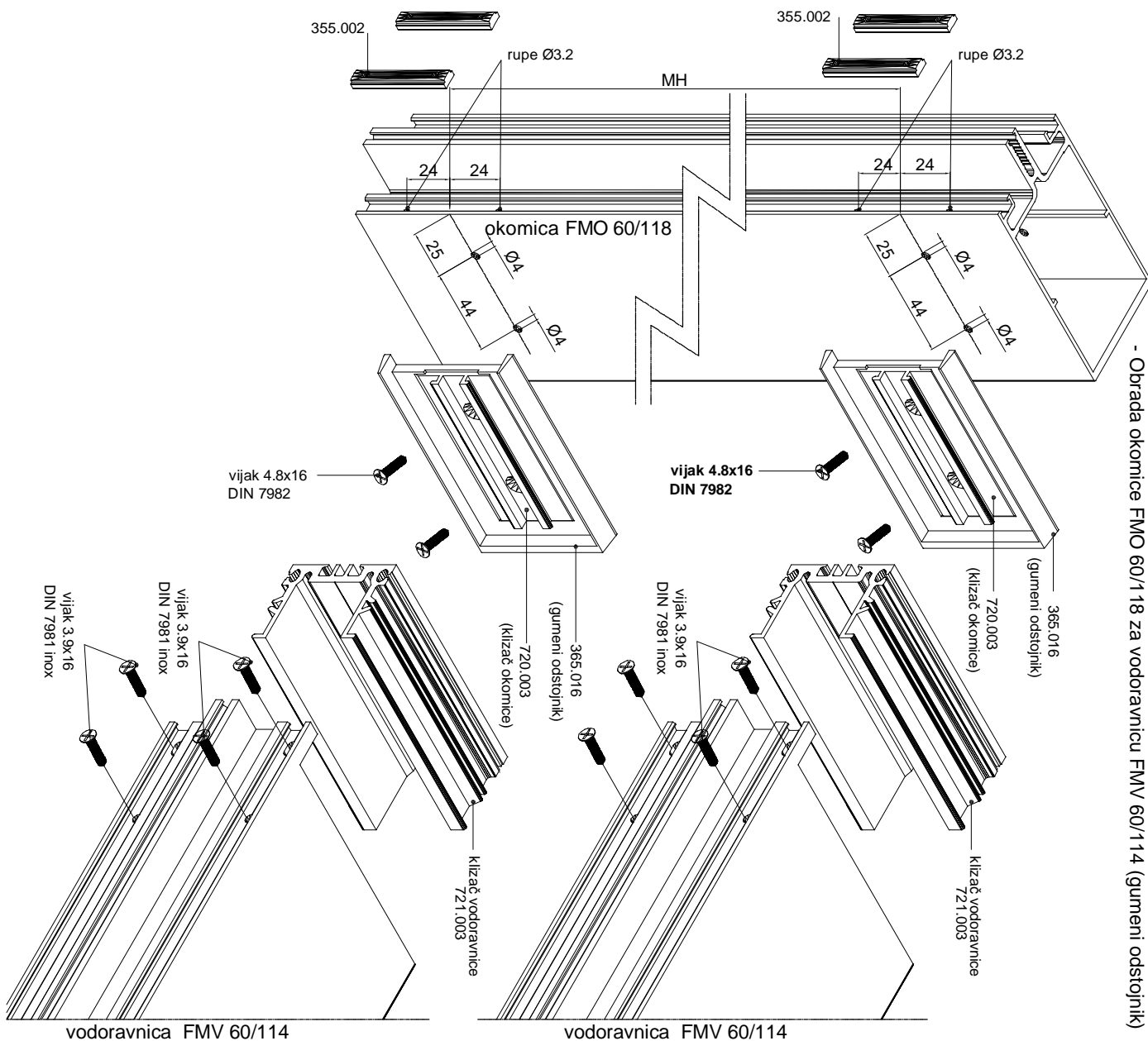
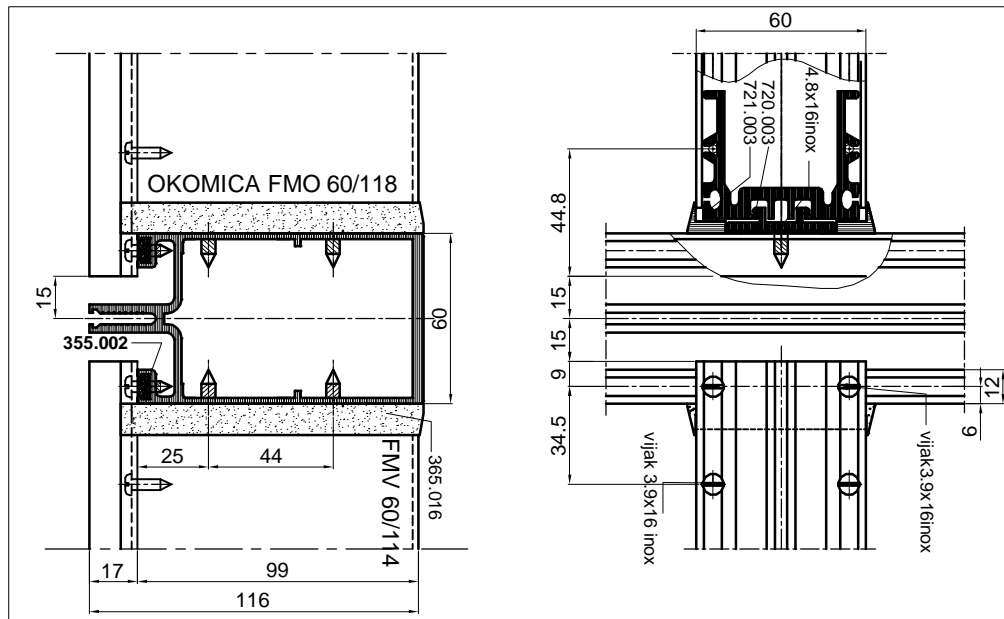
- Obrada okonice FMO 60/200 za vodoravnicu FMV 60/198 (gumneni odstopnik)



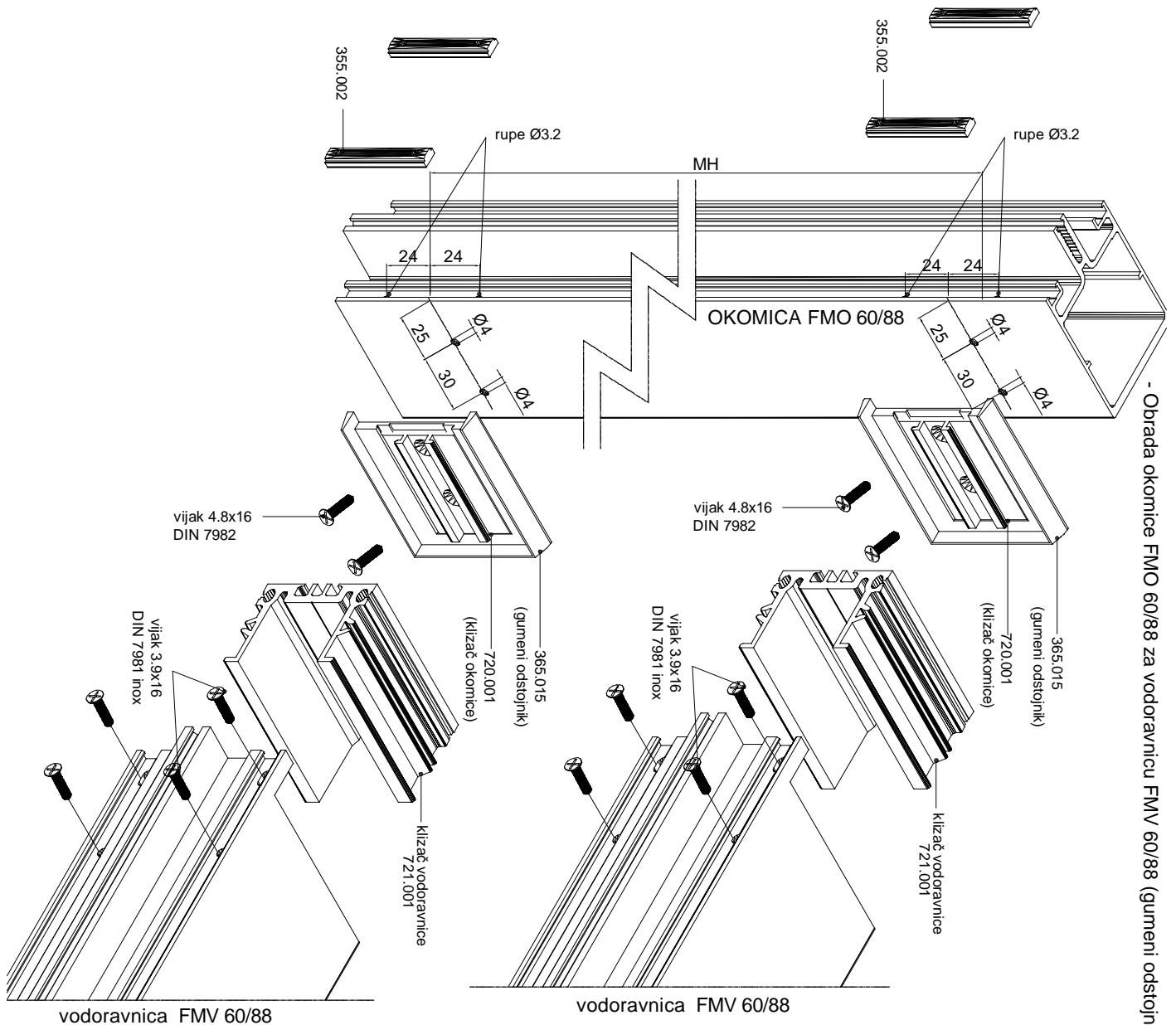
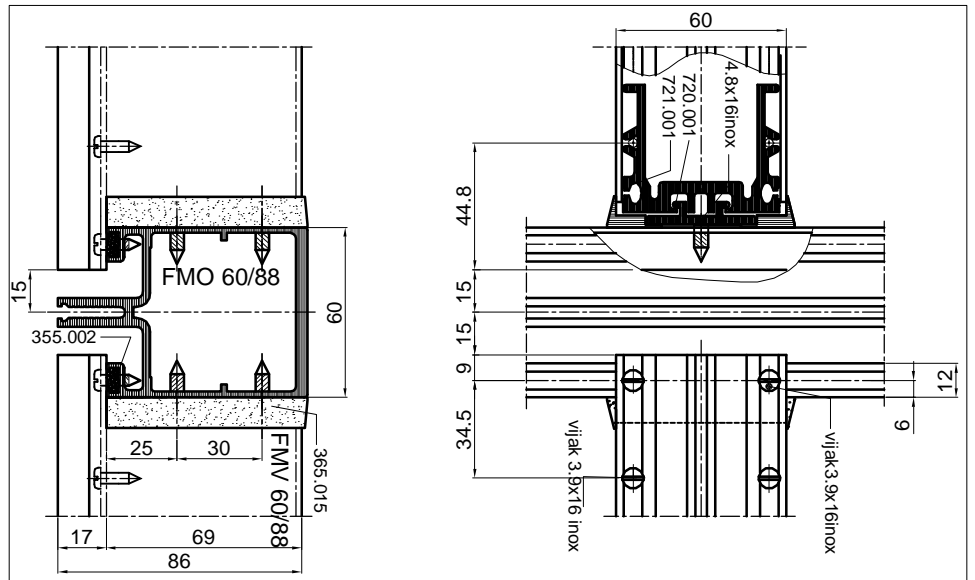
- Obrada okornice FMR 60/158 za vodoravnicu FMV 60/156 (gumeni odstojniki)

vodoravnica FMV 60/156

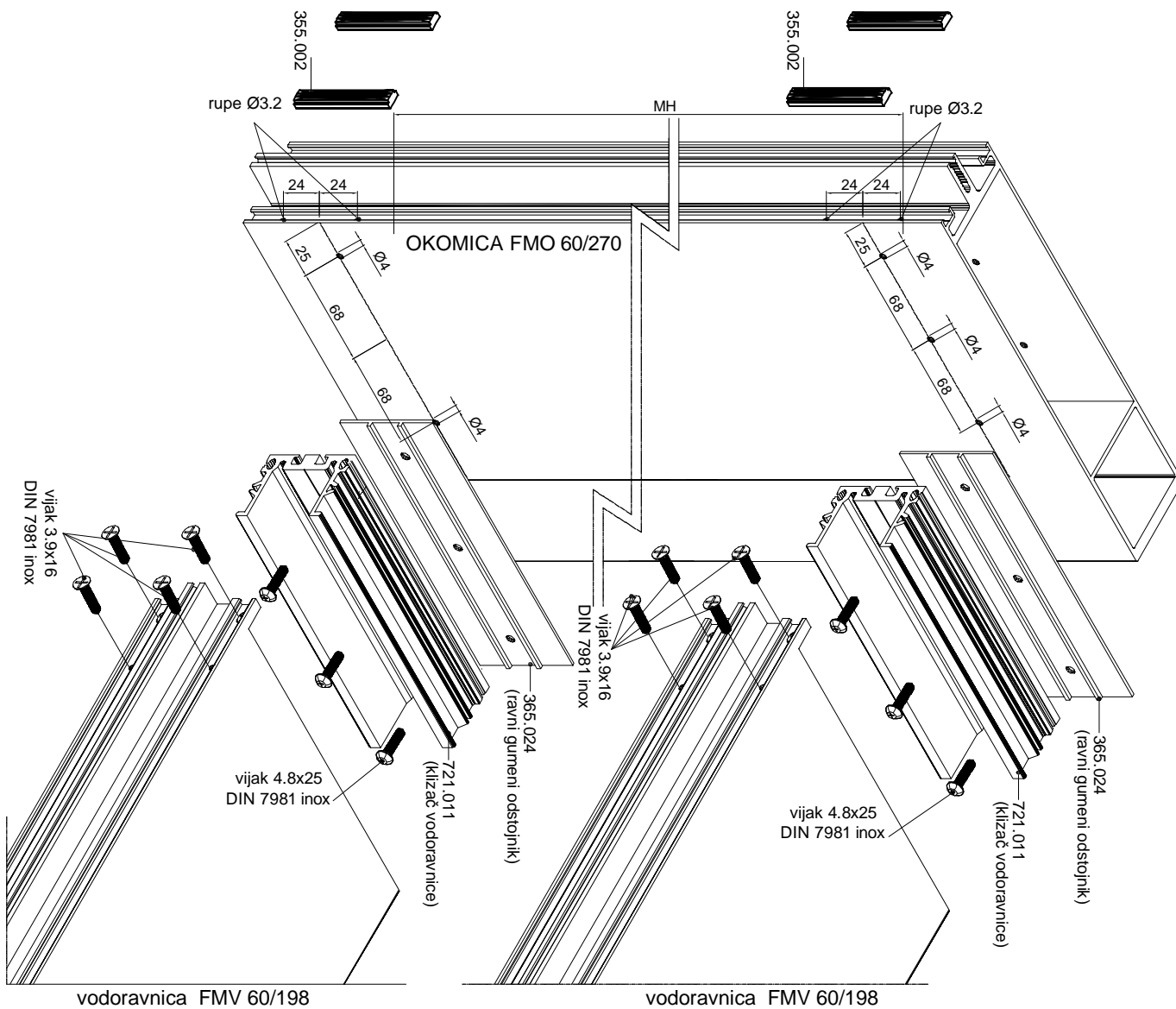
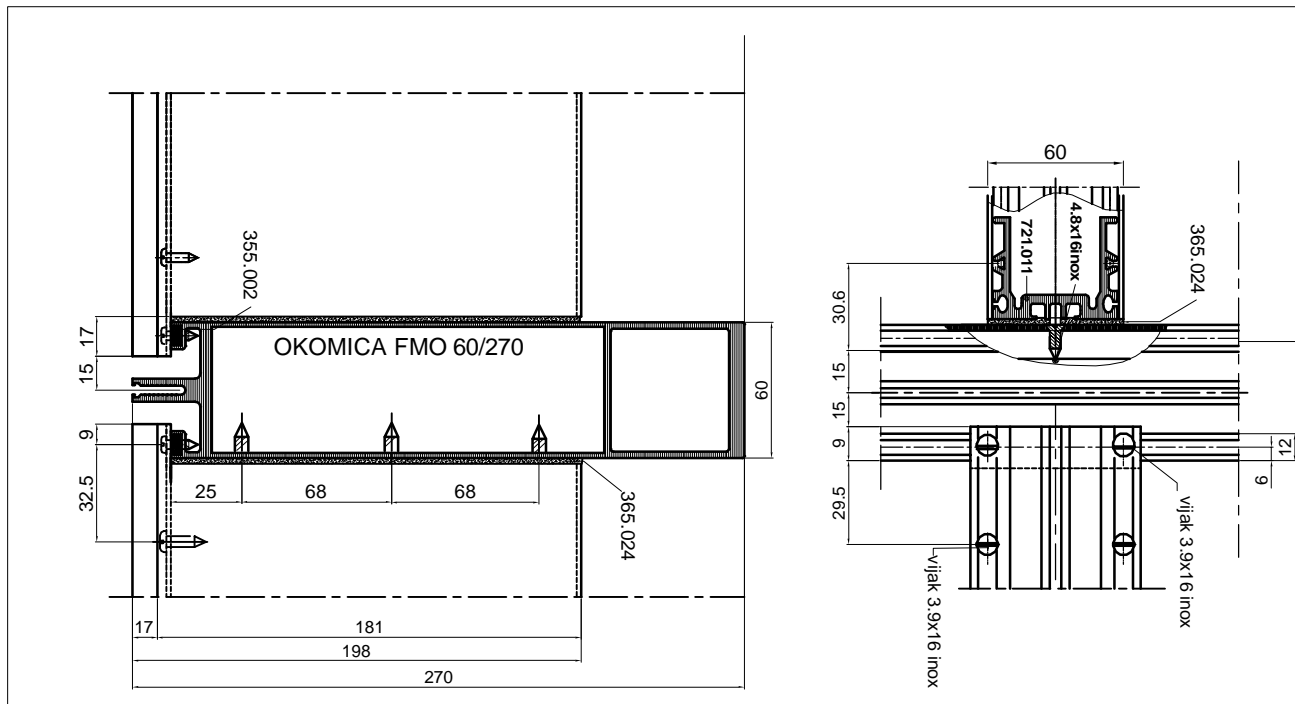
vodoravnica FMV 60/156



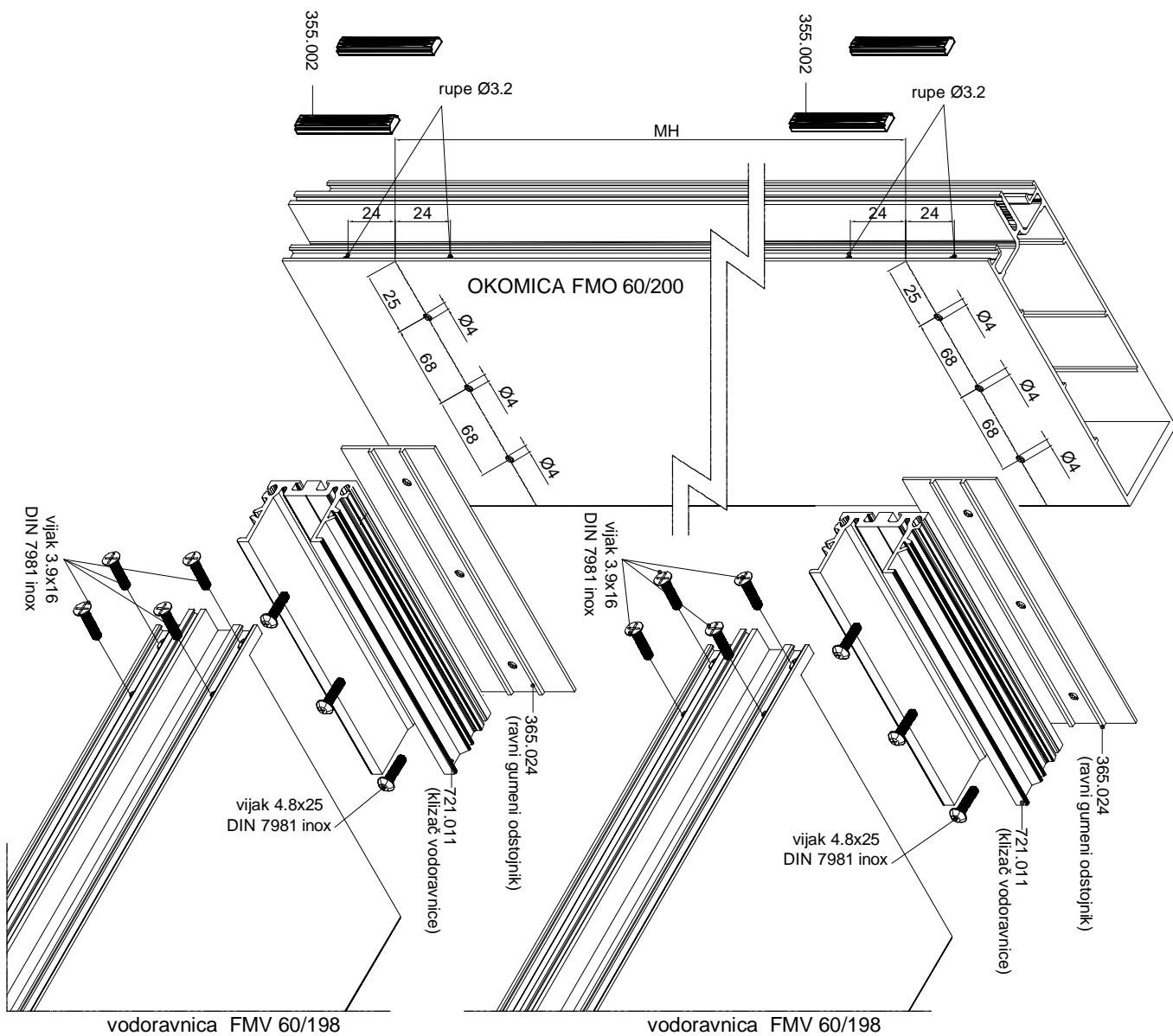
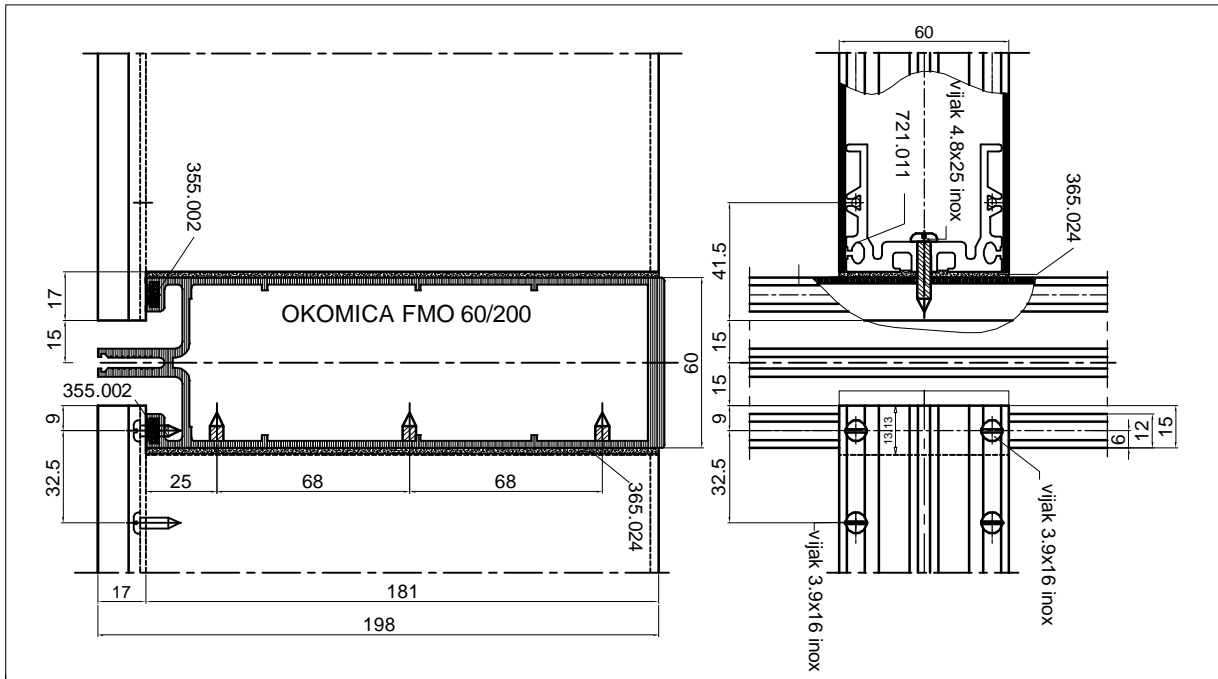
- Obrada okornice FMO 60/118 za vodoravnice FMV 60/114 (gumneni odstojnik)



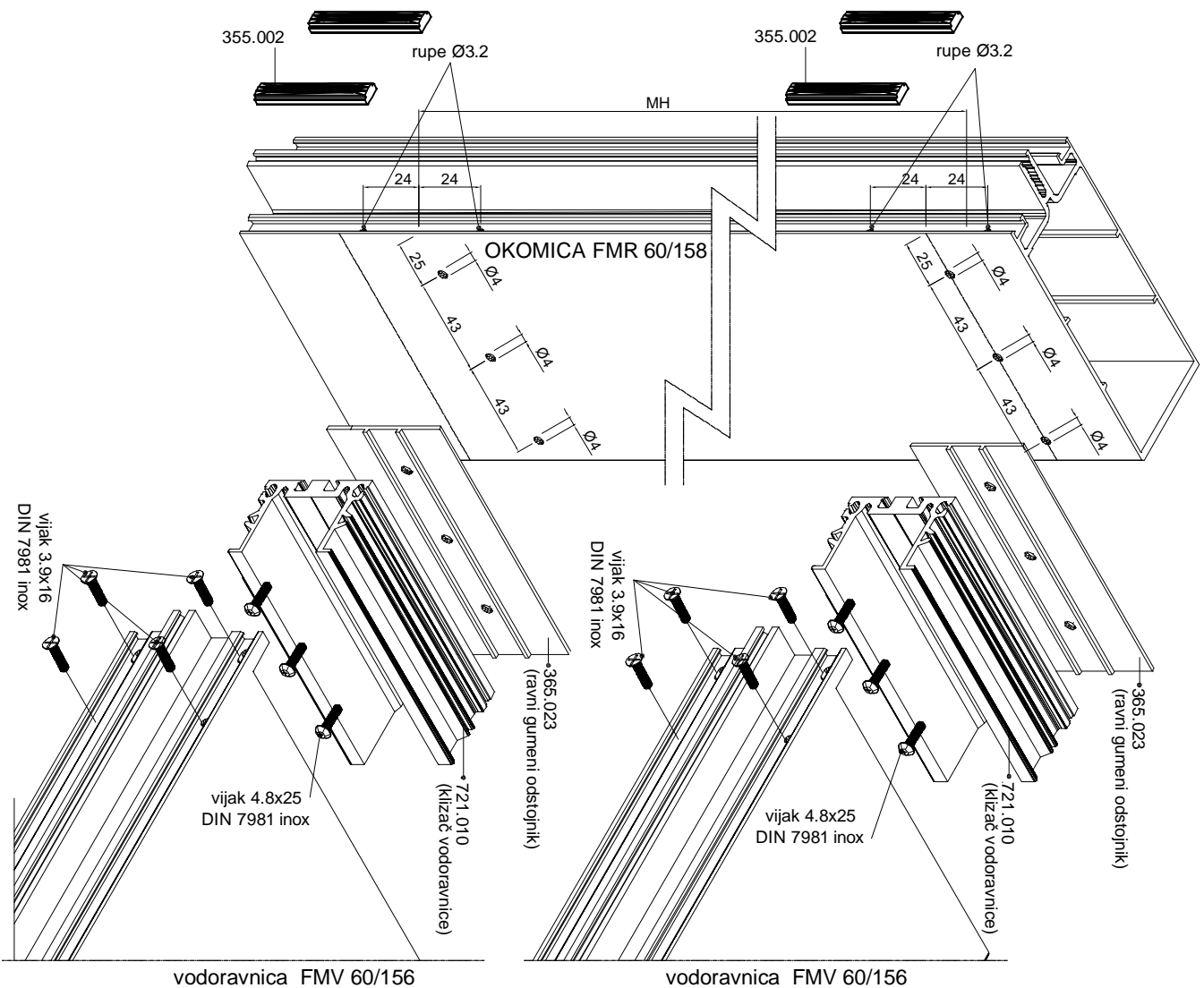
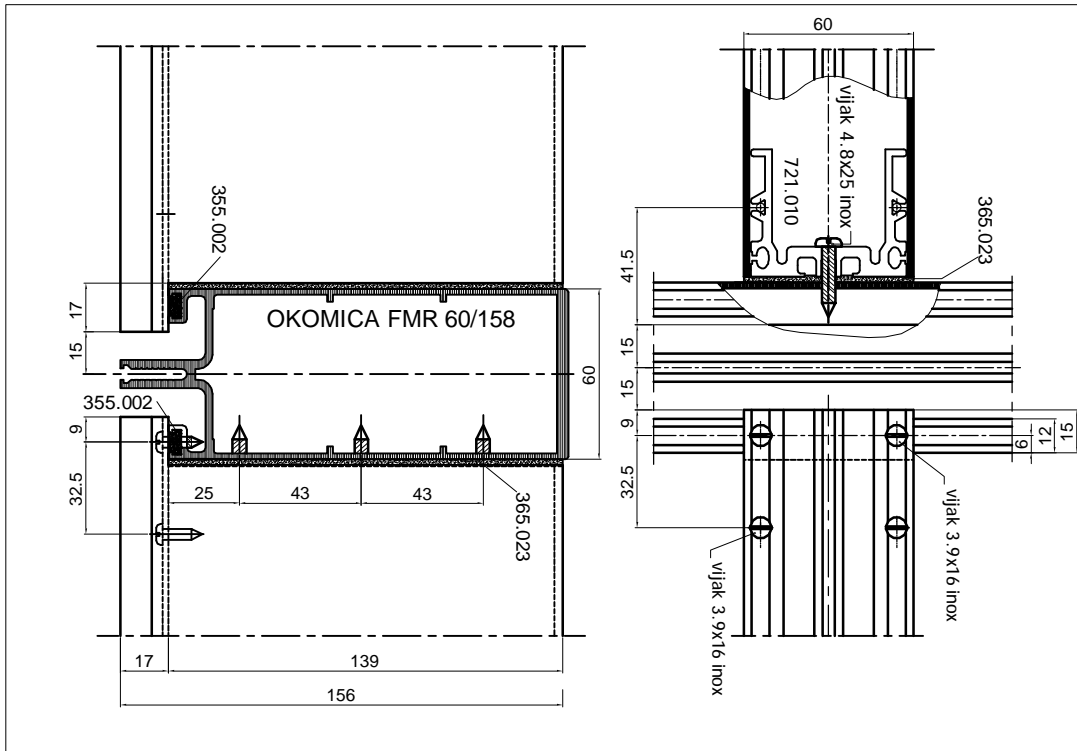
- Obrada okornice FMO 60/88 za vodoravnice FMV 60/88 (gumneni odstojniki)



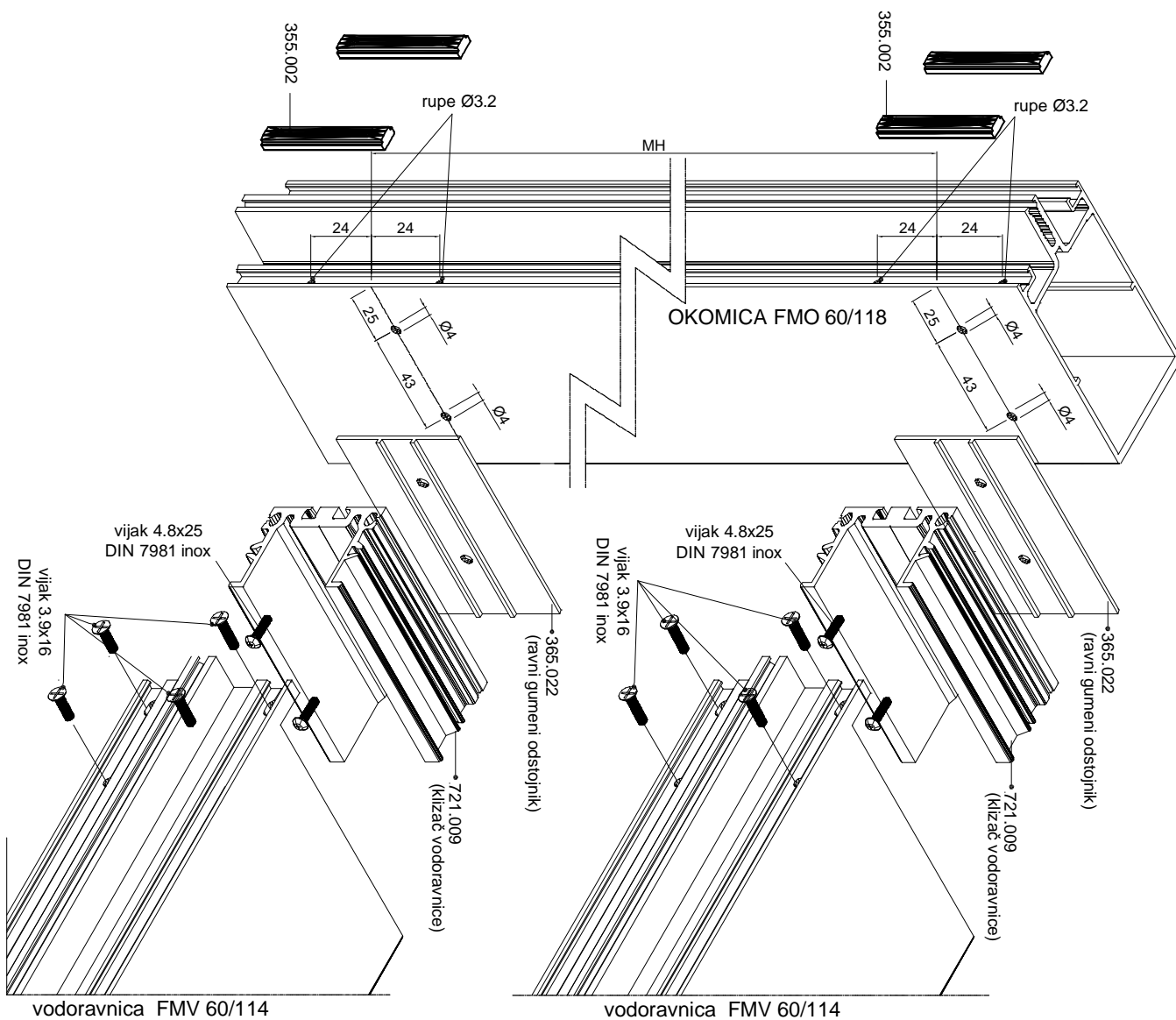
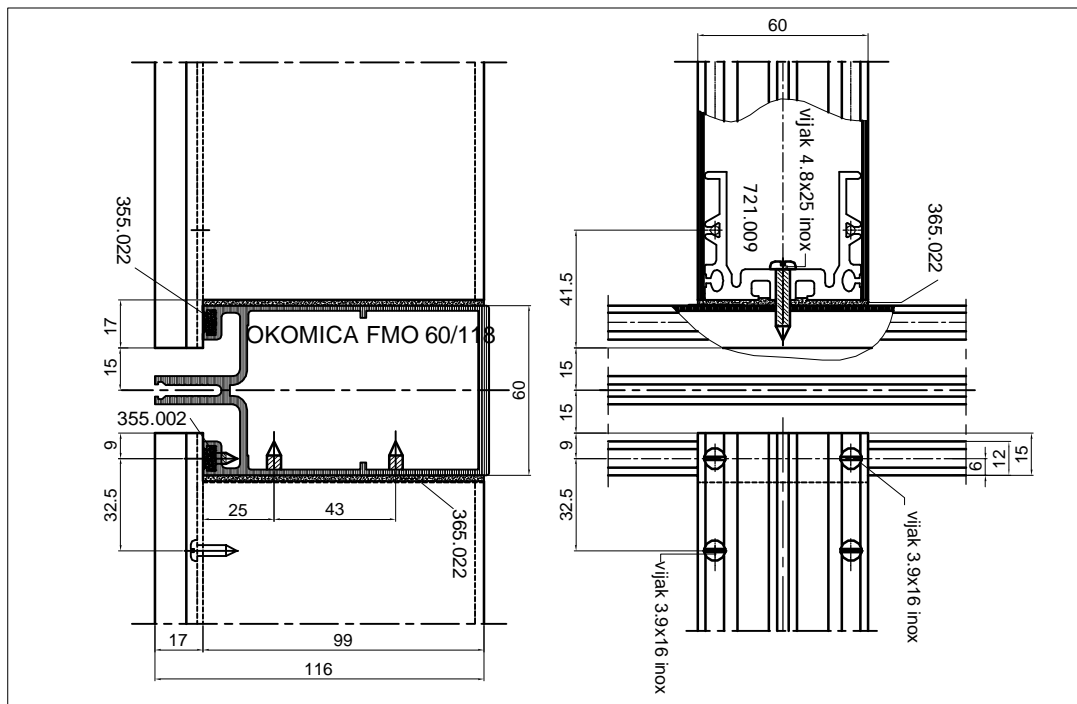
- Obrada okornice FMO 60/270 za vodoravnicu FMV 60/198 (ravna guma)



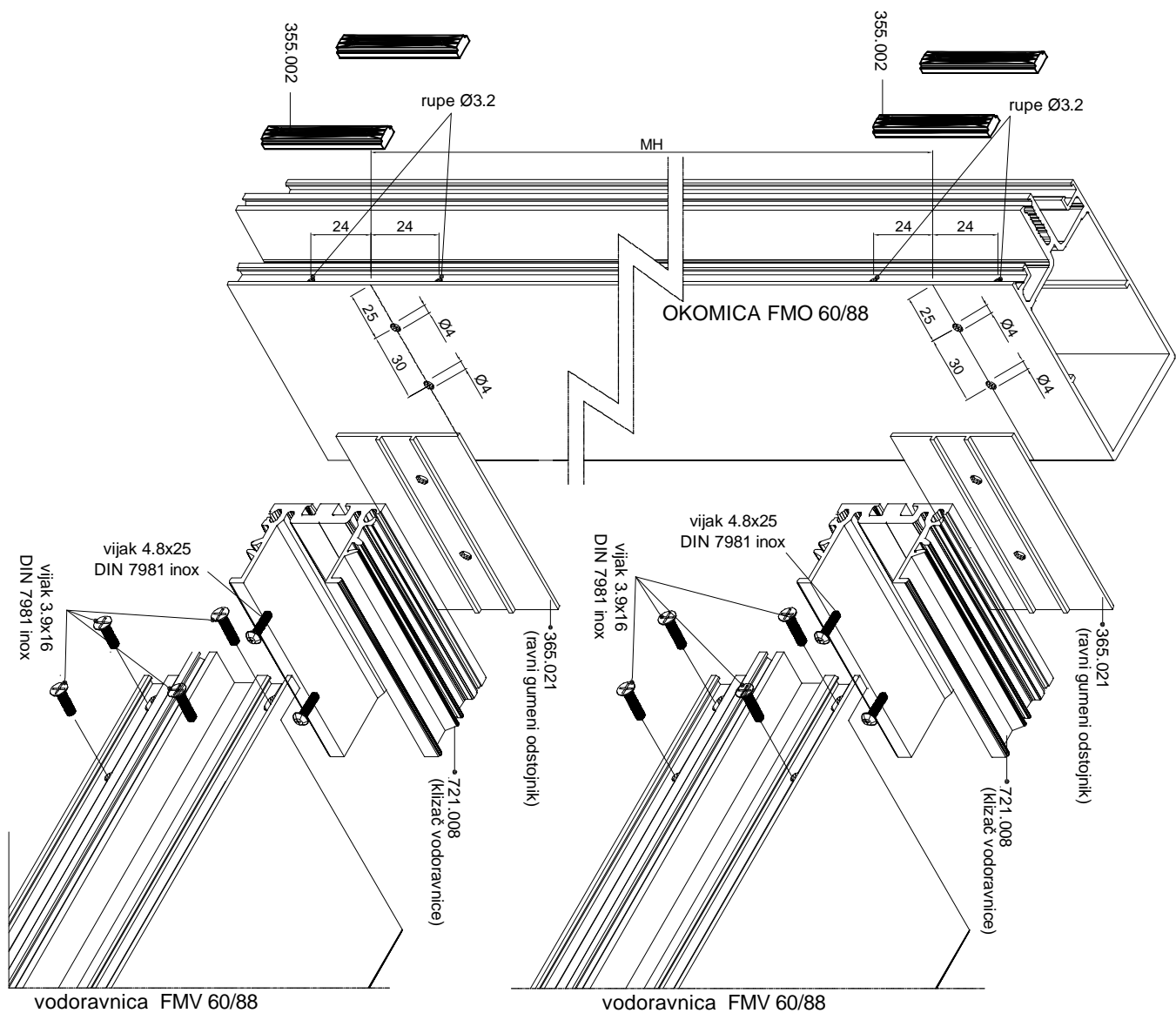
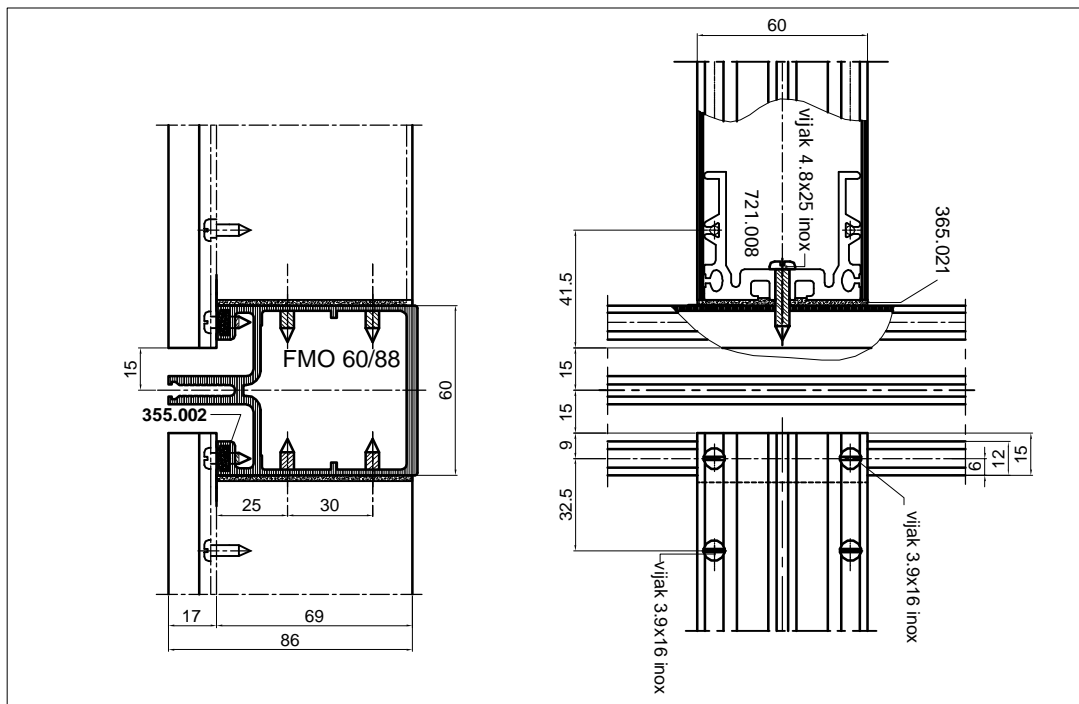
- Obrada okomice FMO 60/200 za vodoravnicu FMV 60/198 (ravna guma)



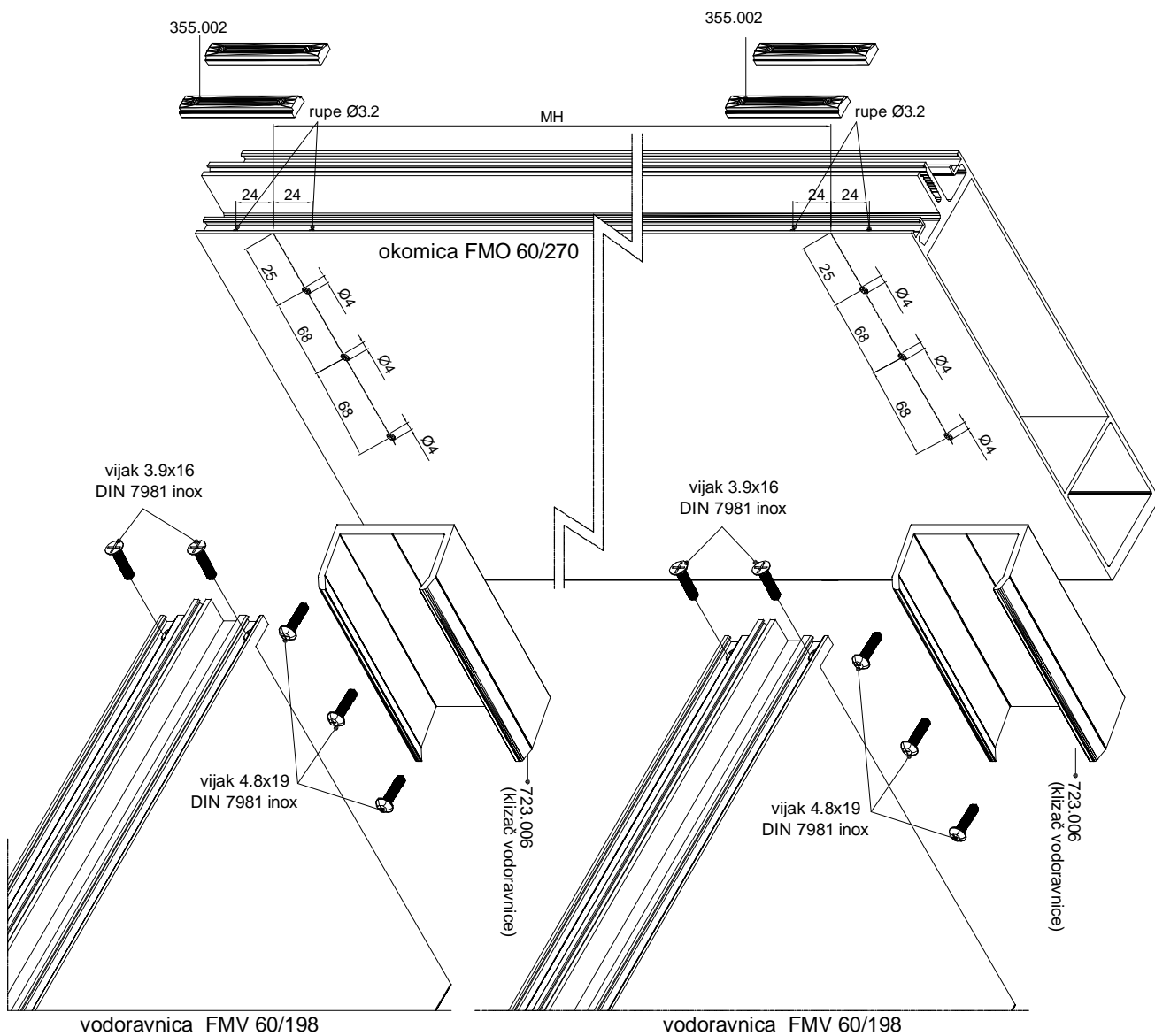
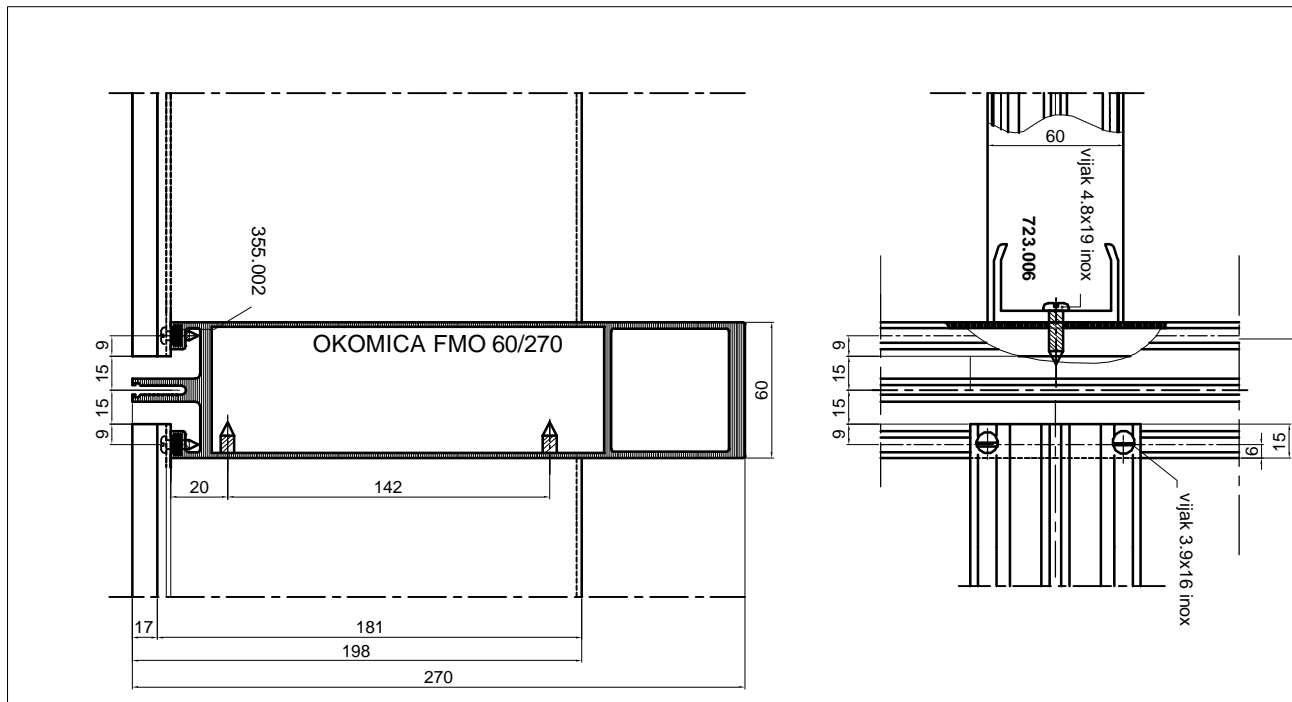
- Obrada okomice FMR 60/158 za vodoravnicu FMV 60/156 (ravna guma)



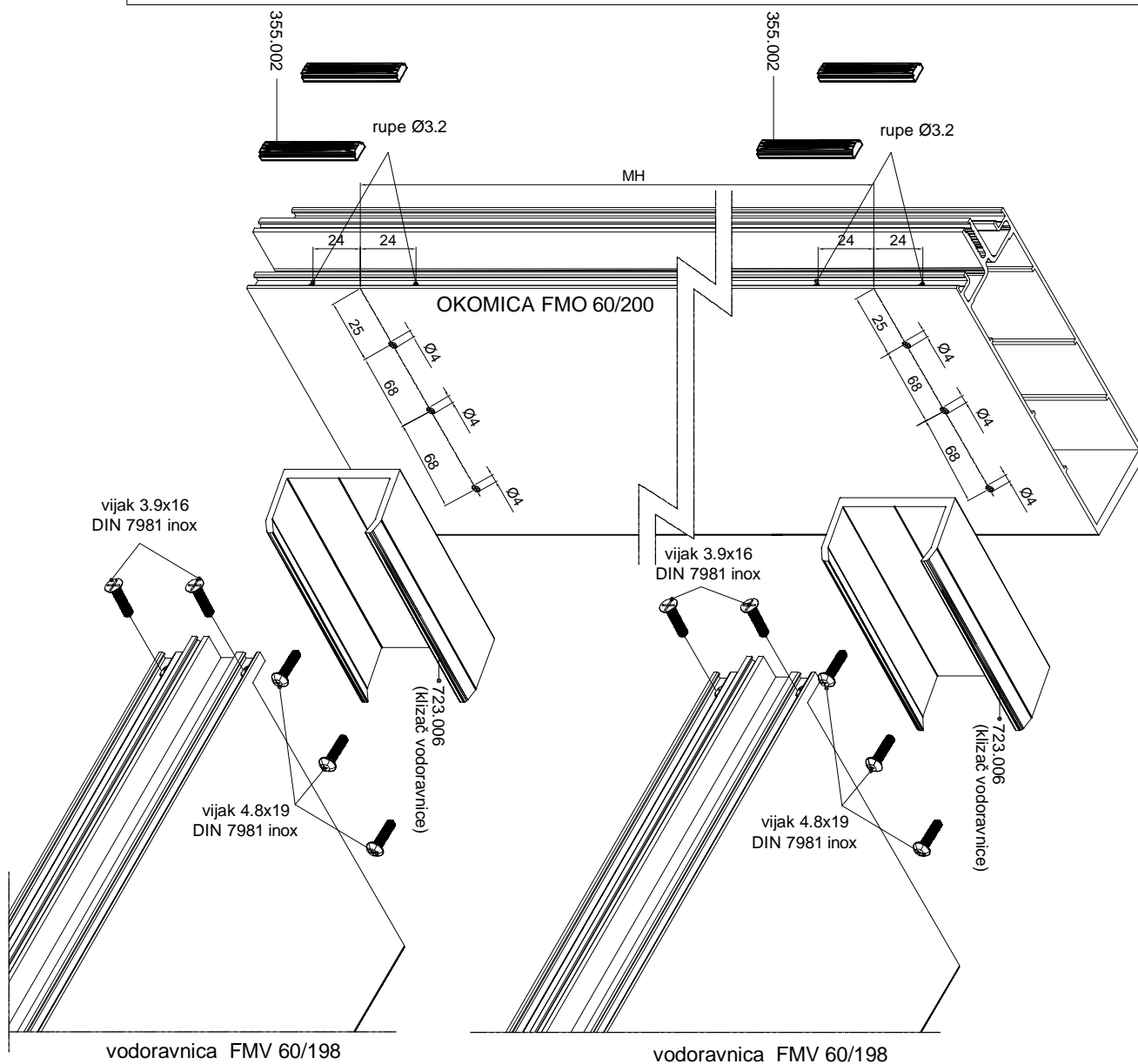
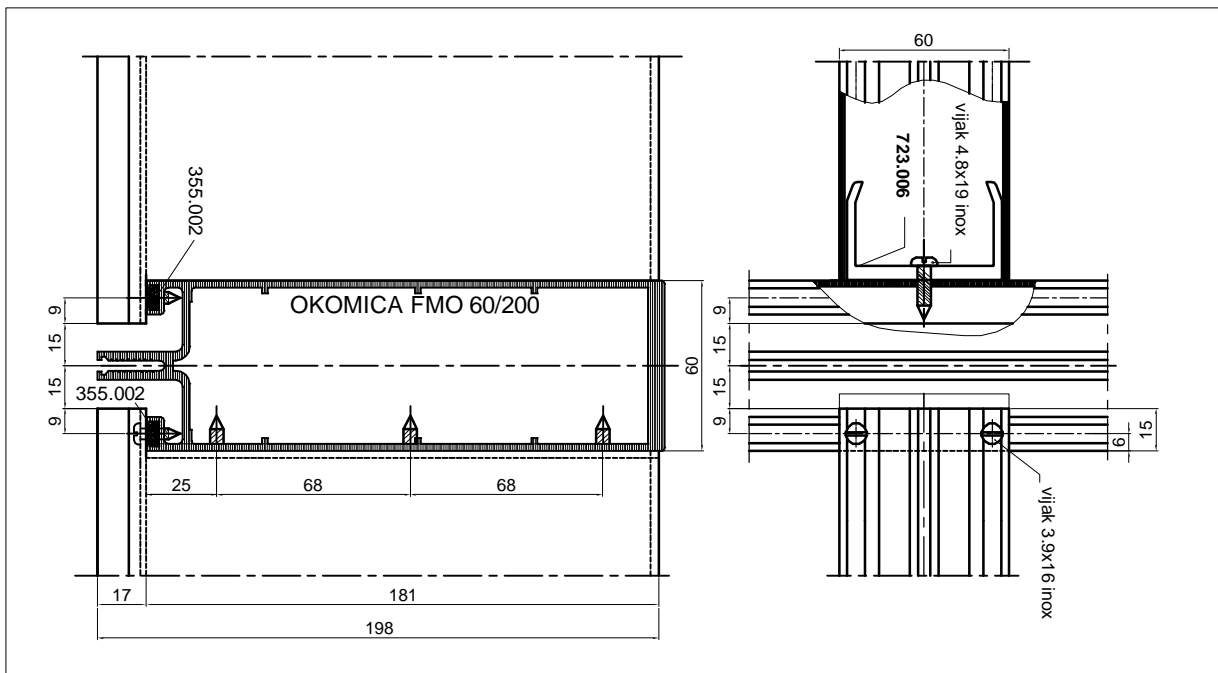
- Obrada okomice FMO 60/118 za vodoravnicu FMV 60/114 (ravna guma)



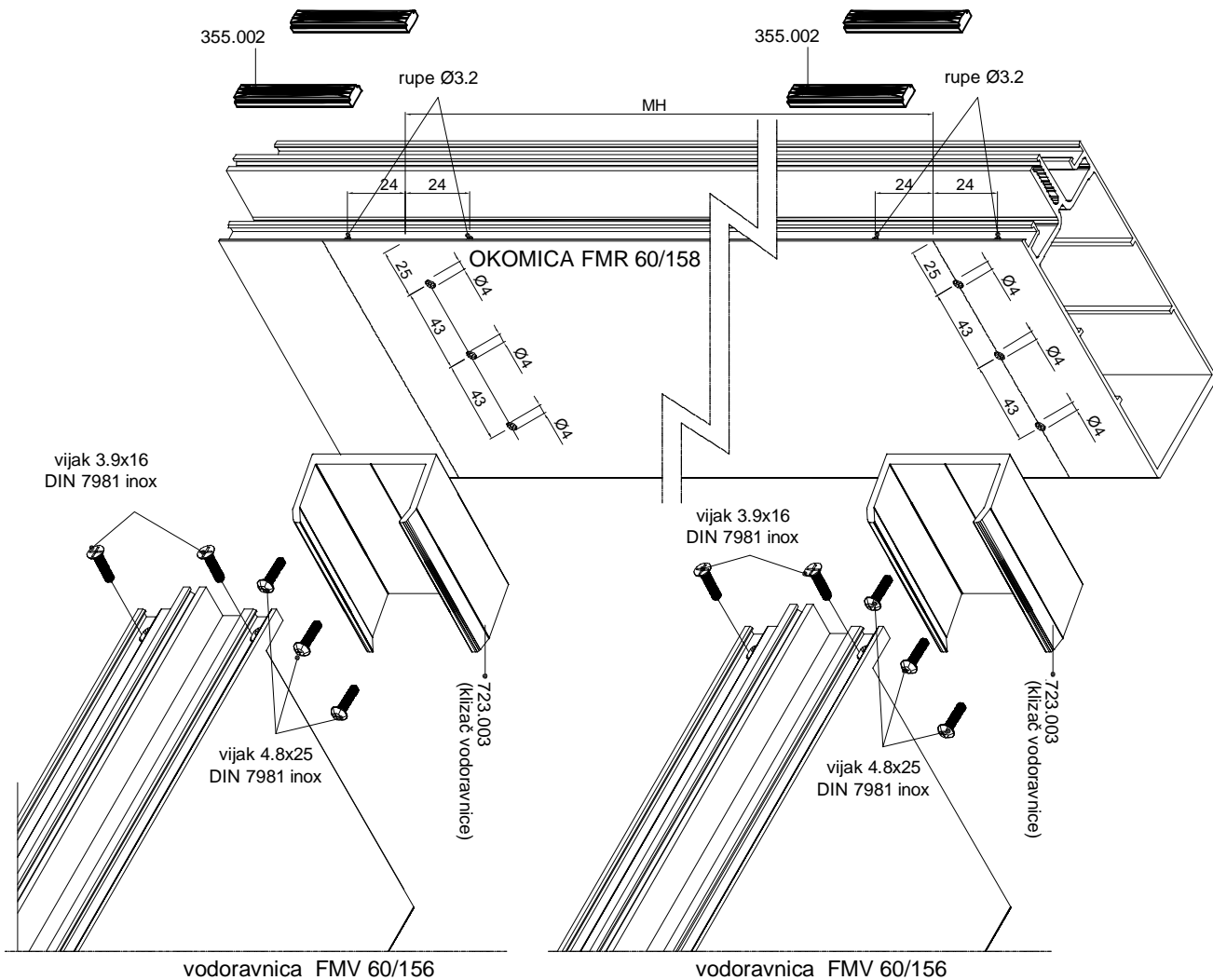
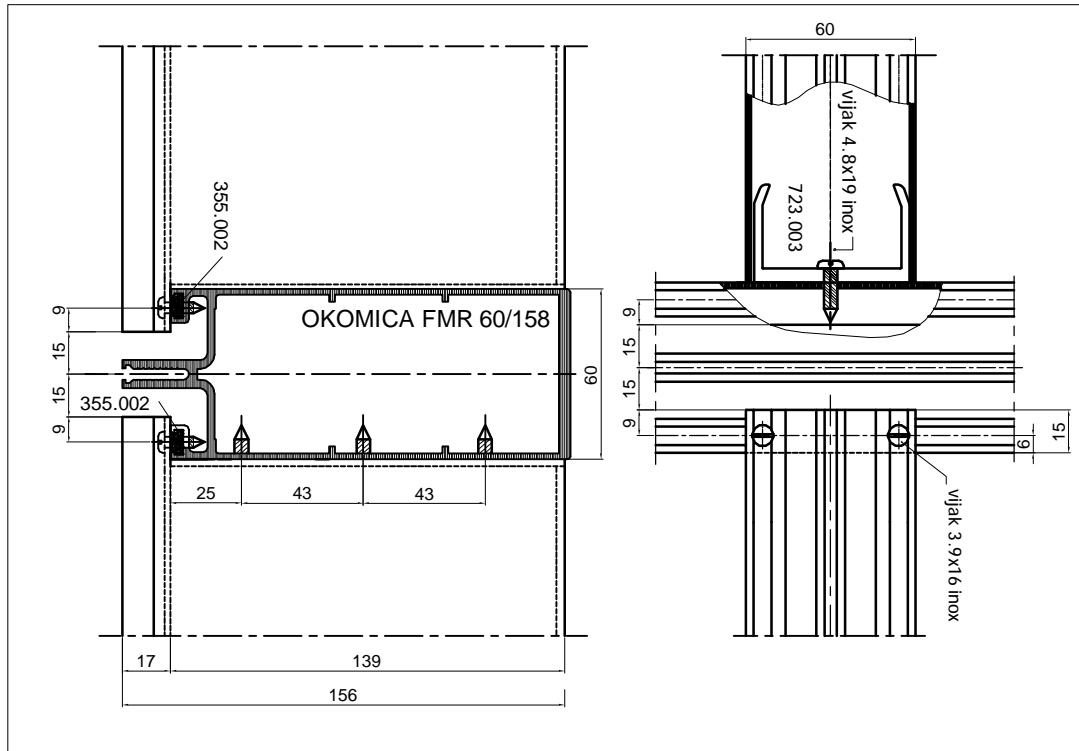
- Obrada okomice FMO 60/88 za vodoravnicu FMV 60/88 (ravna guma)



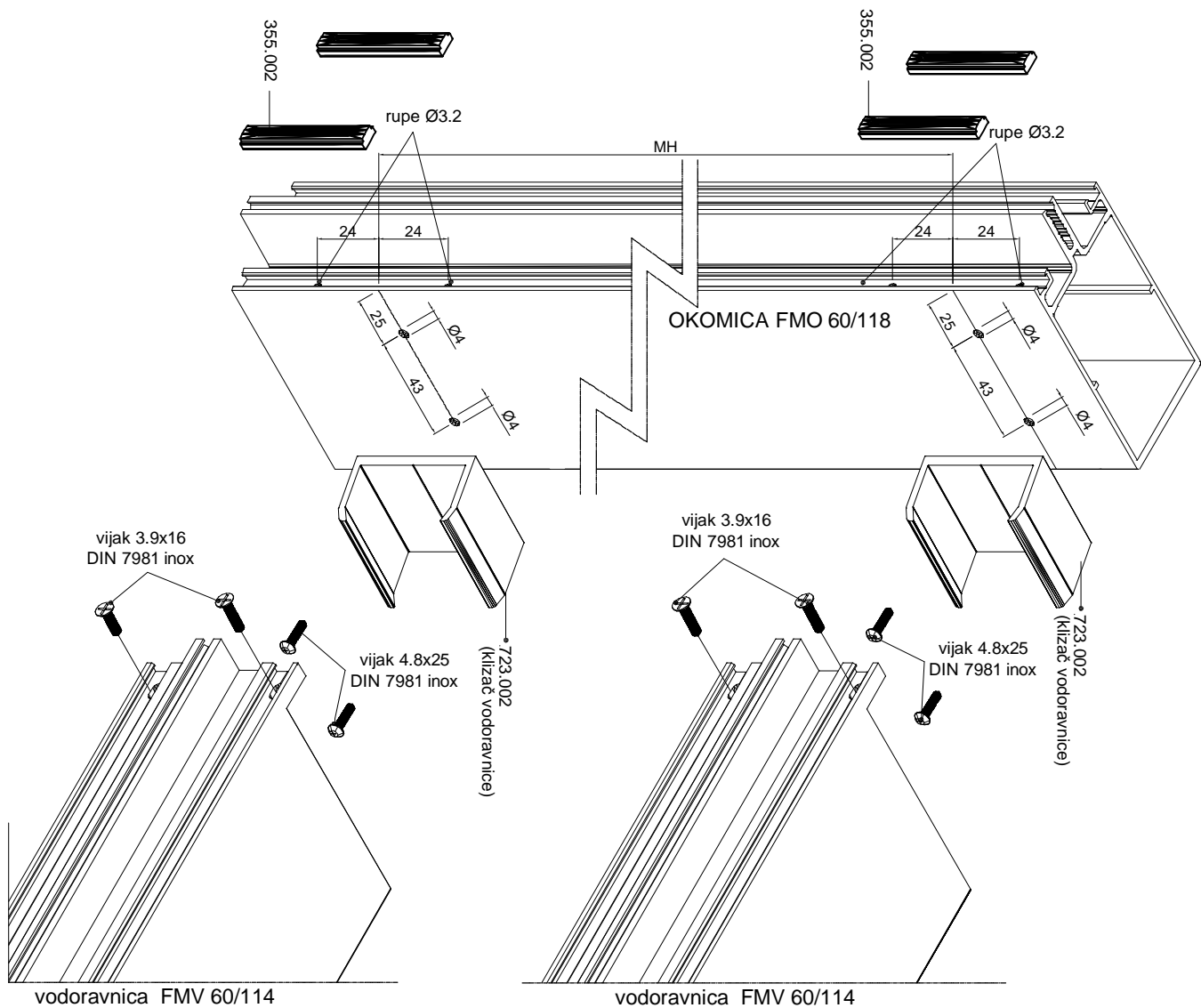
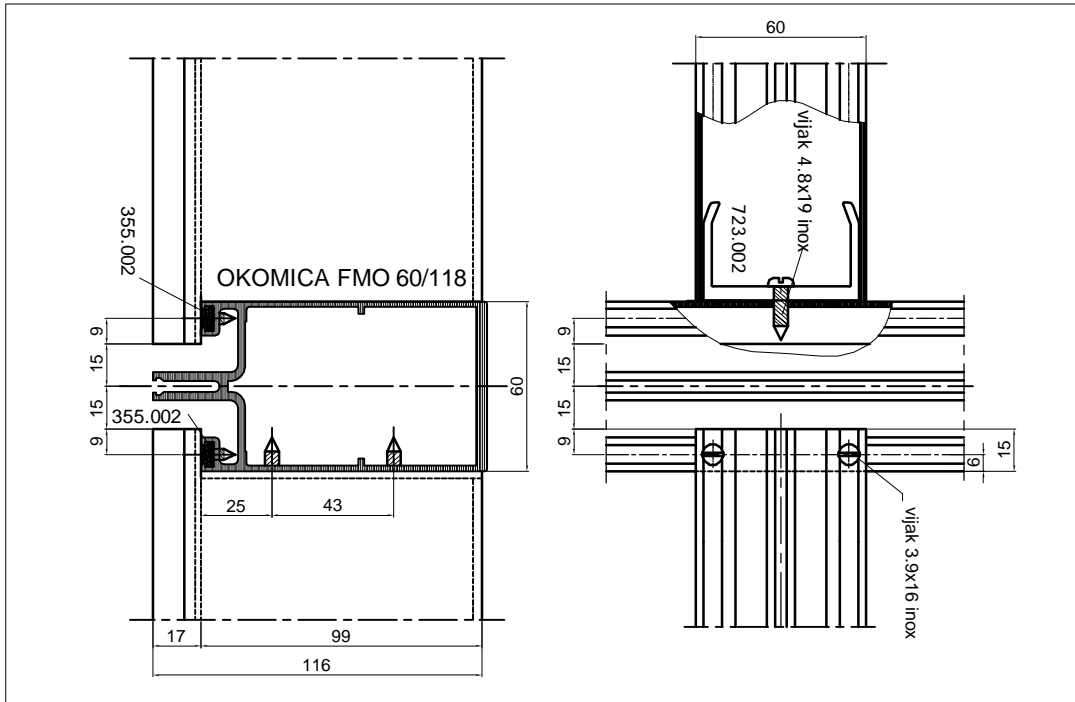
- Obrada okomice FMO 60/270 za vodoravnicu FMV 60/198 (na nulu)

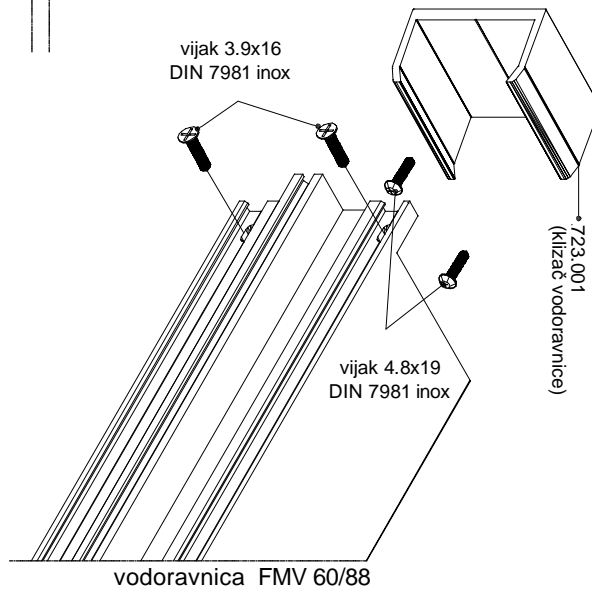
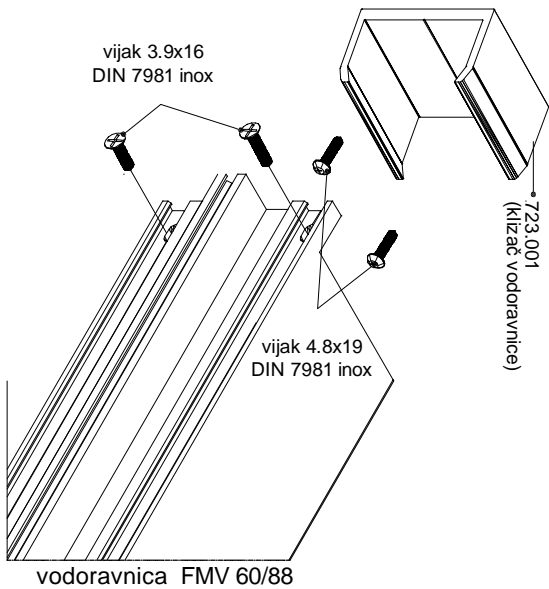
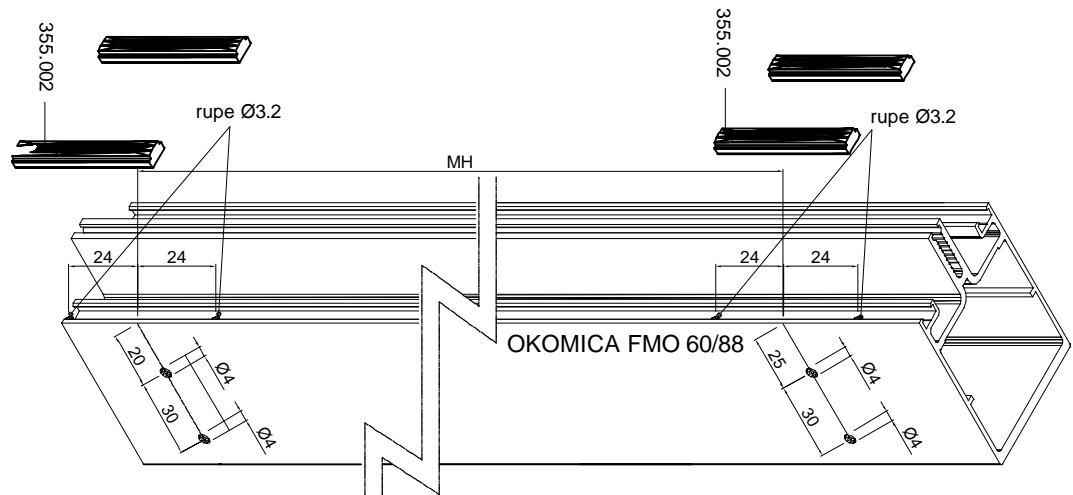
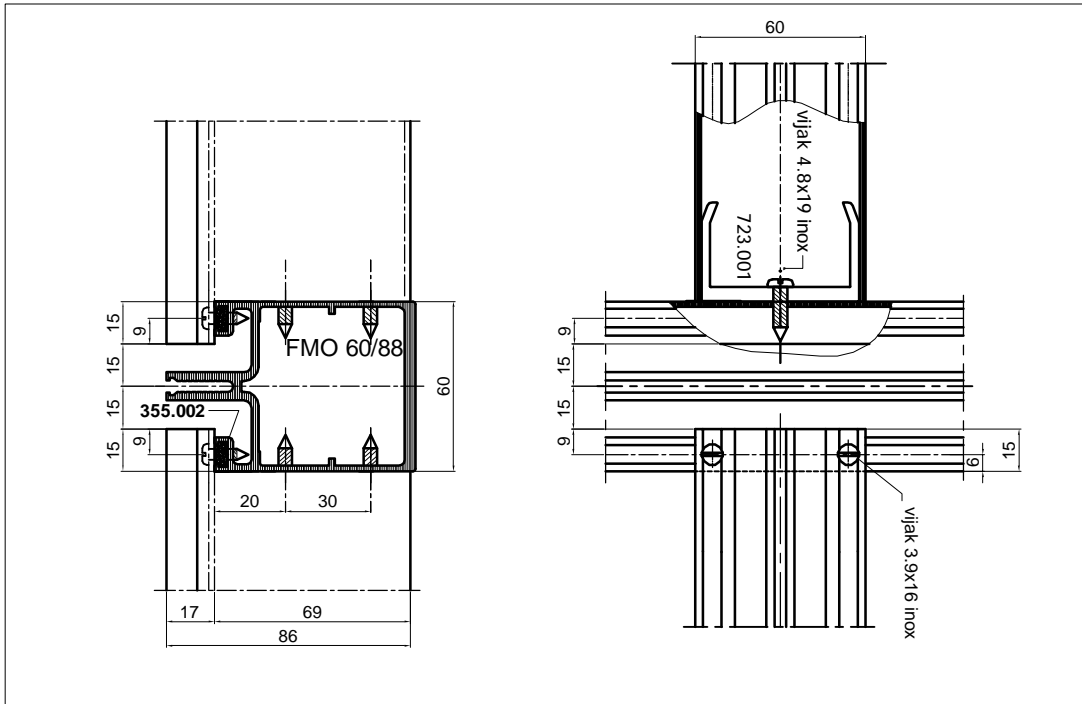


- Obrada okomice FMO 60/200 za vodoravnicu FMV 60/198 (na nulu)

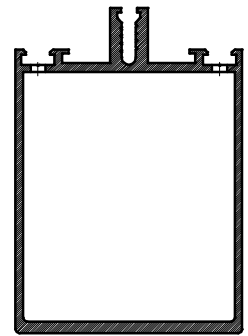
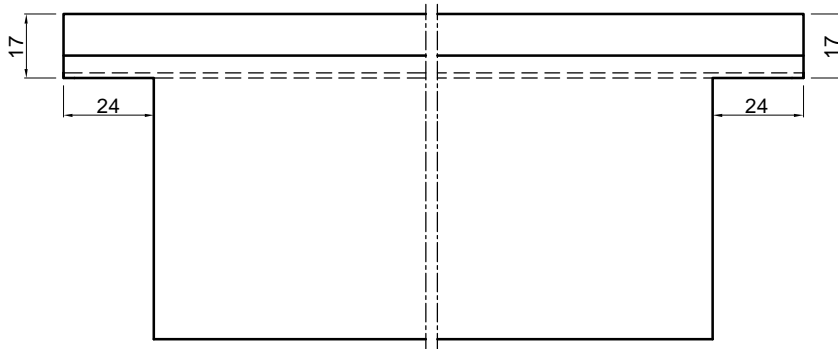


- Obrada okomice FMR 60/158 za vodoravnicu FMV 60/156 (na nulu)

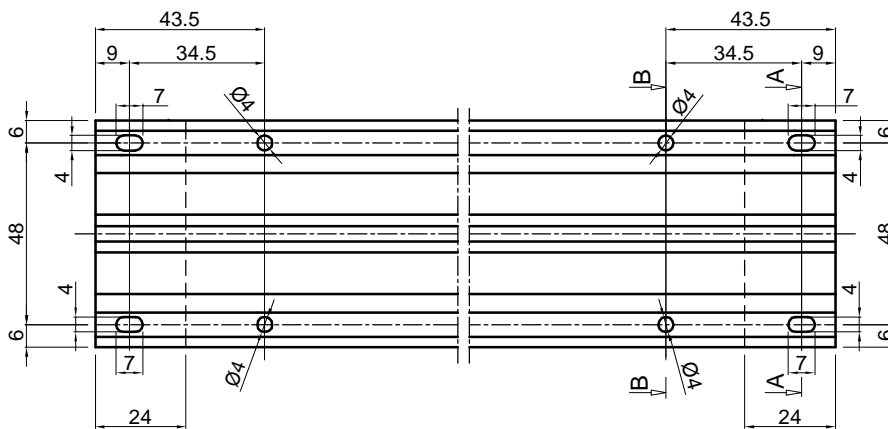




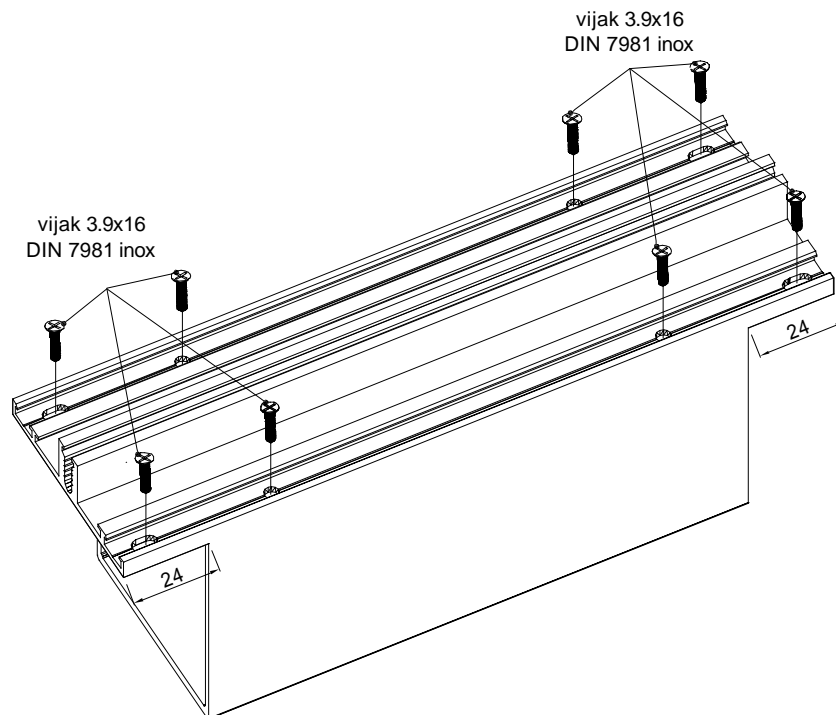
- Obrada okomice FMO 60/88 za vodoravnicu FMV 60/88 (na nulu)



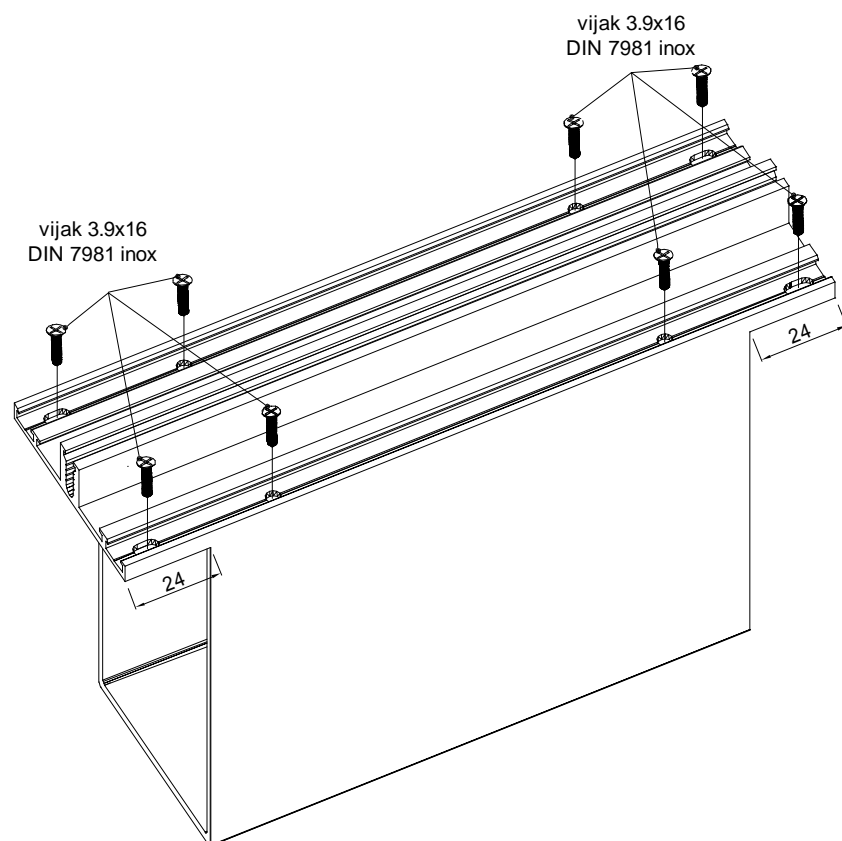
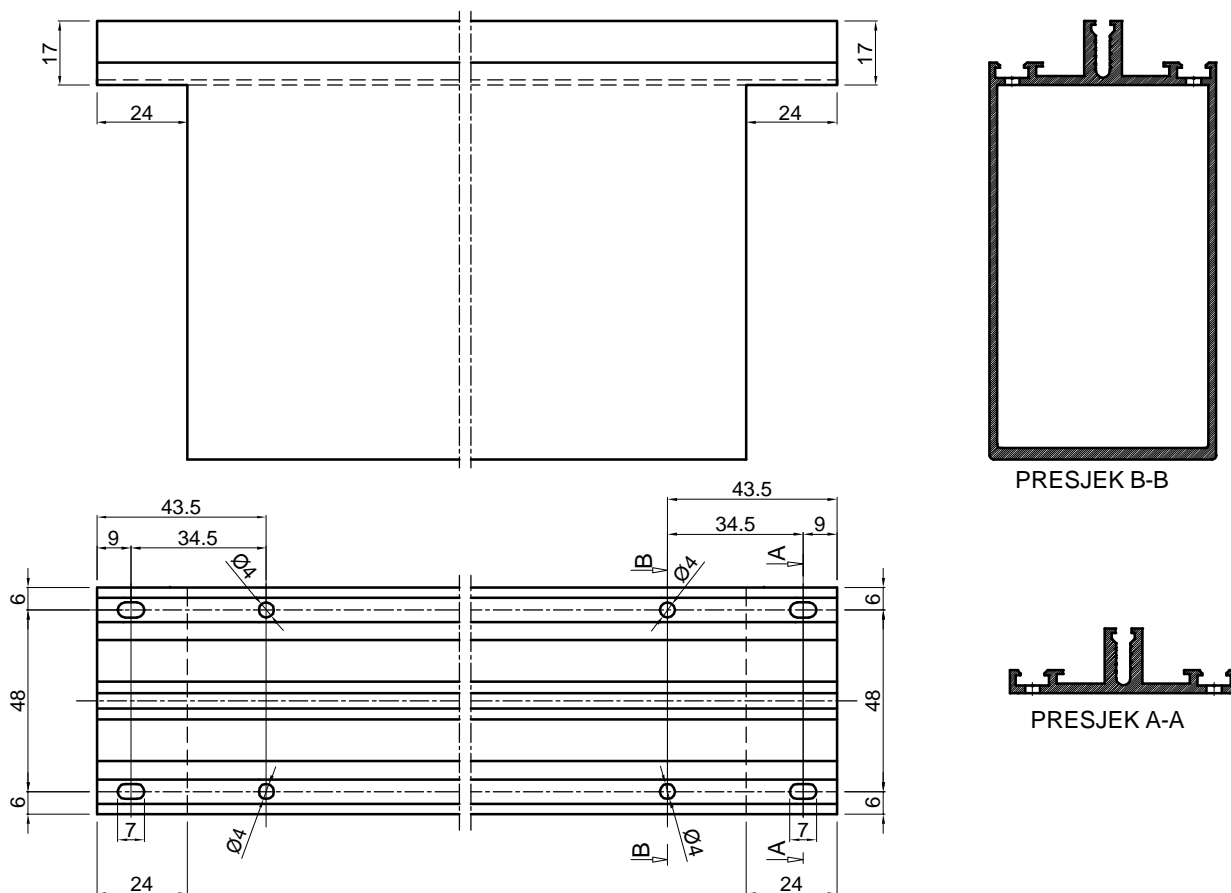
PRESJEK B-B



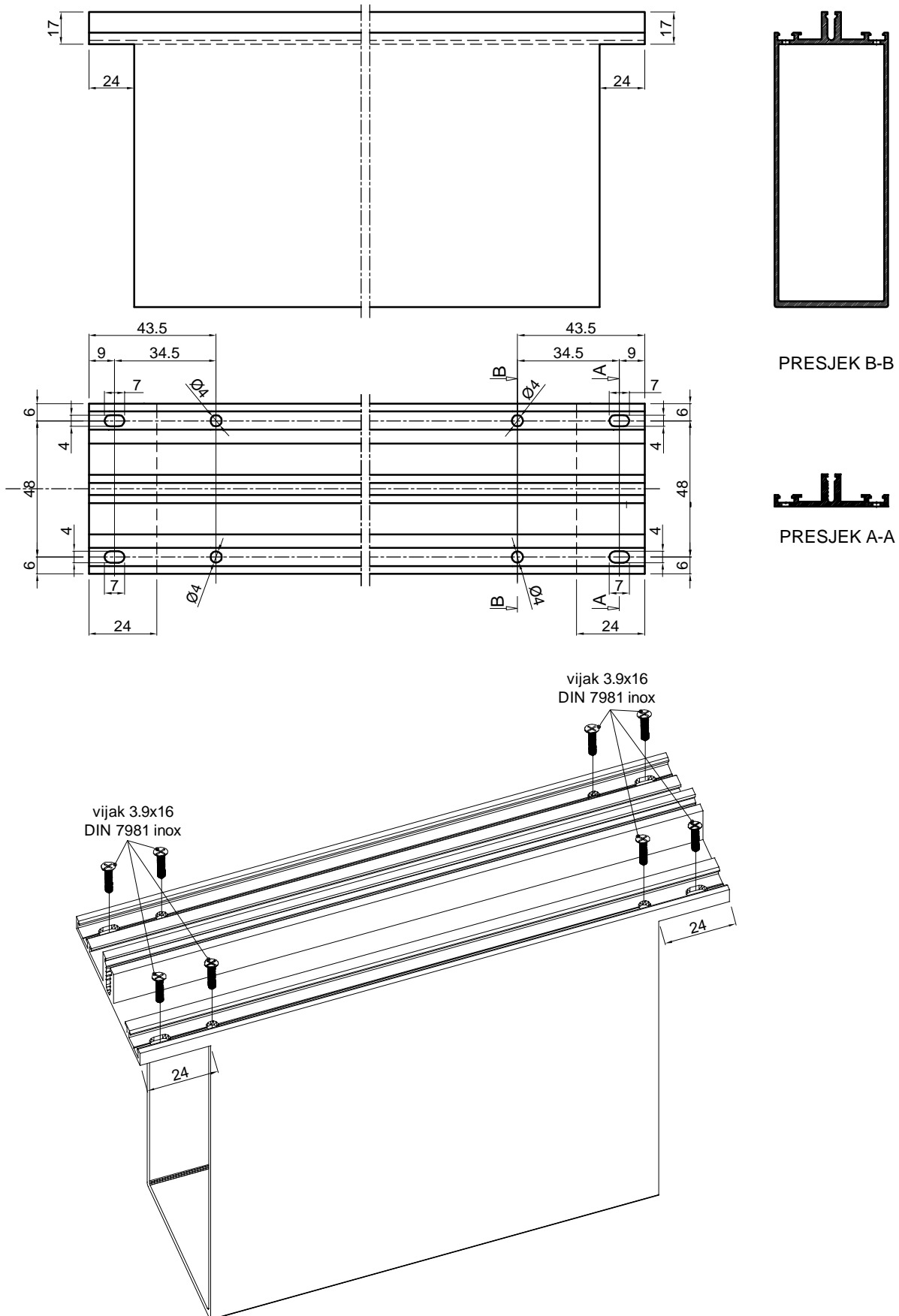
PRESJEK A-A



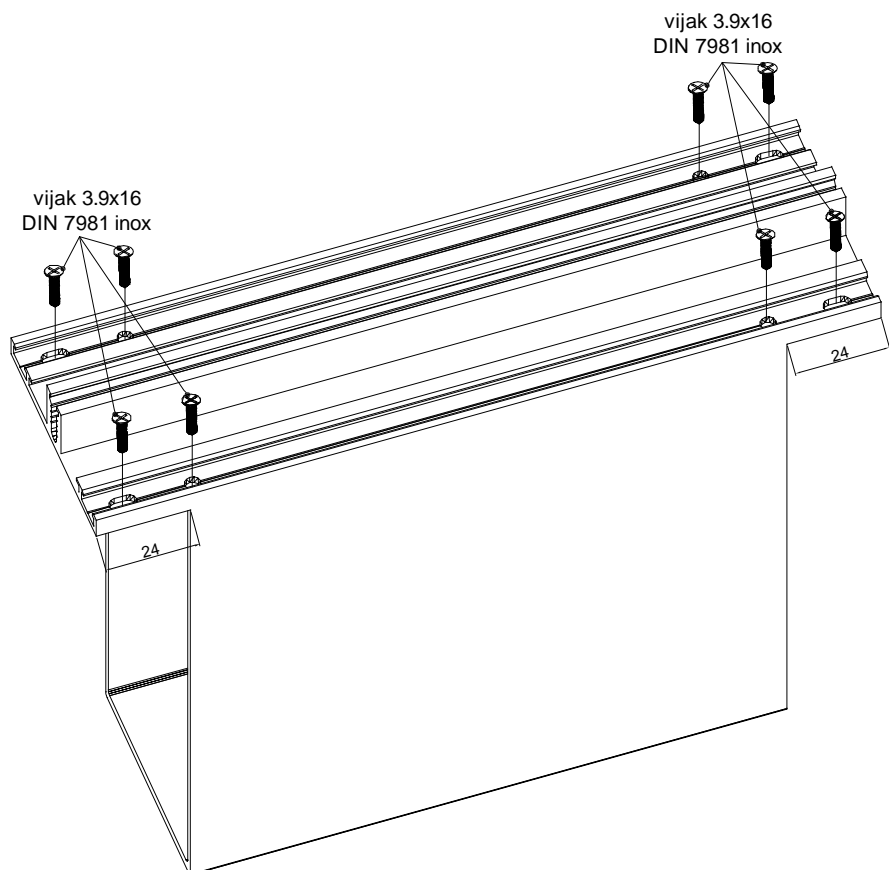
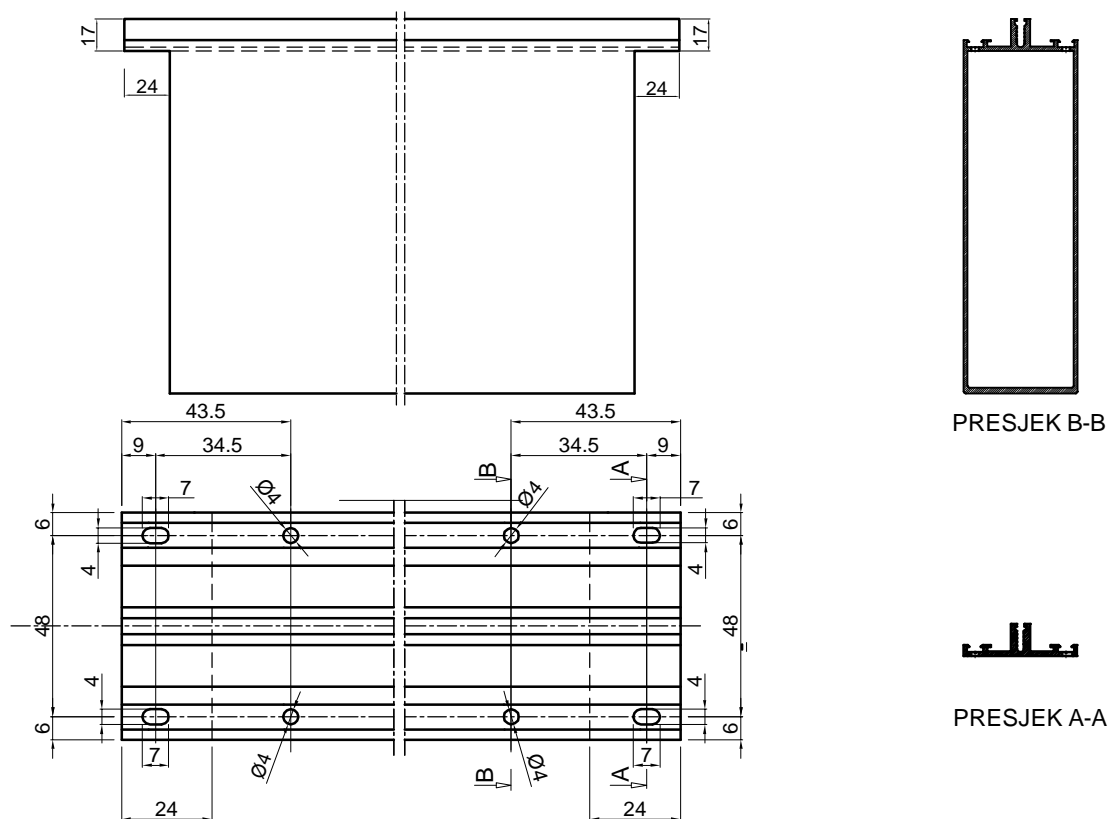
- Obrada vodoravnice FMV 60/88 za okomicu FMO 60/88 (gumeni odstožnik)



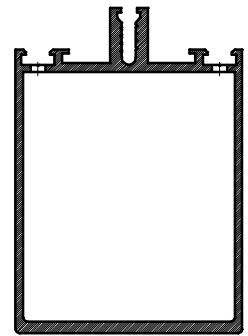
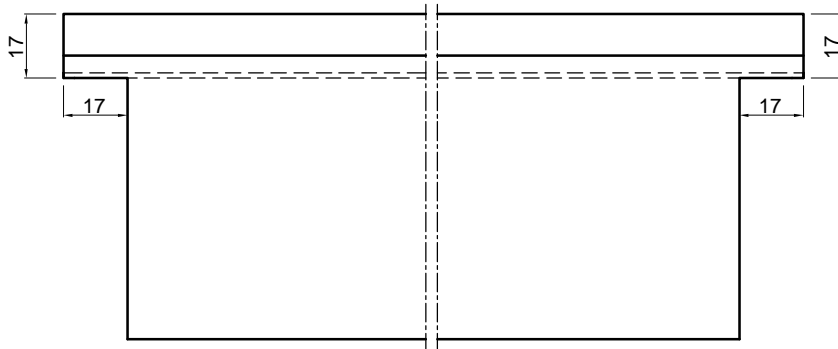
- Obrada vodoravnice FMV 60/114 za okomicu FMO 60/118 (gumeni odstojniki)



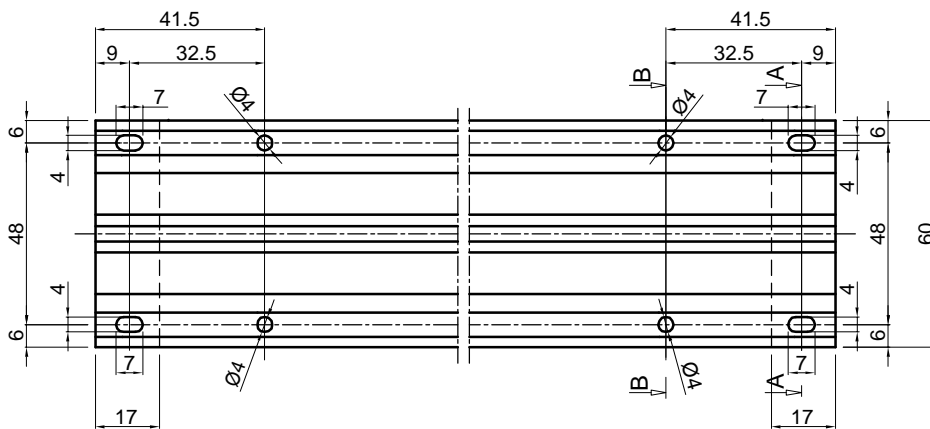
- Obrada vodoravnice FMV 60/156 za okomicu FMO 60/158 (gumeni odstožnik)



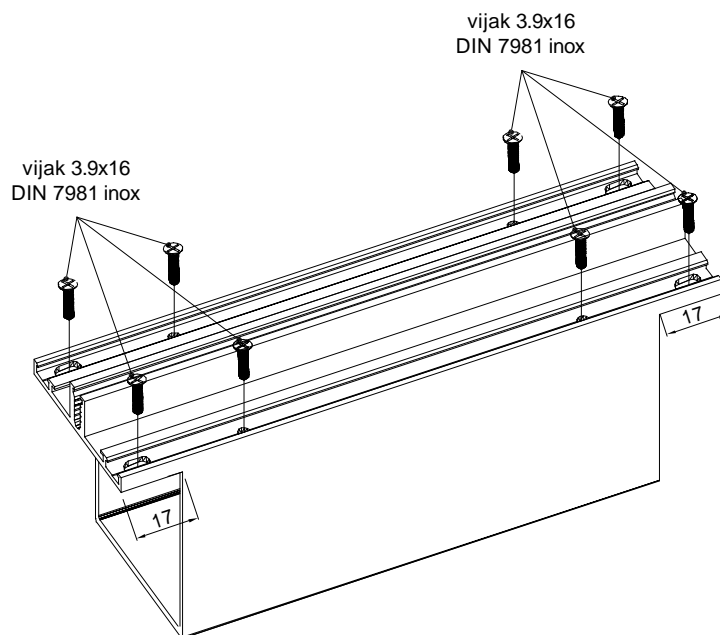
- Obrada vodoravnice FMV 60/198 za okomicu FMO 60/200 (gumeni odstojn timer)




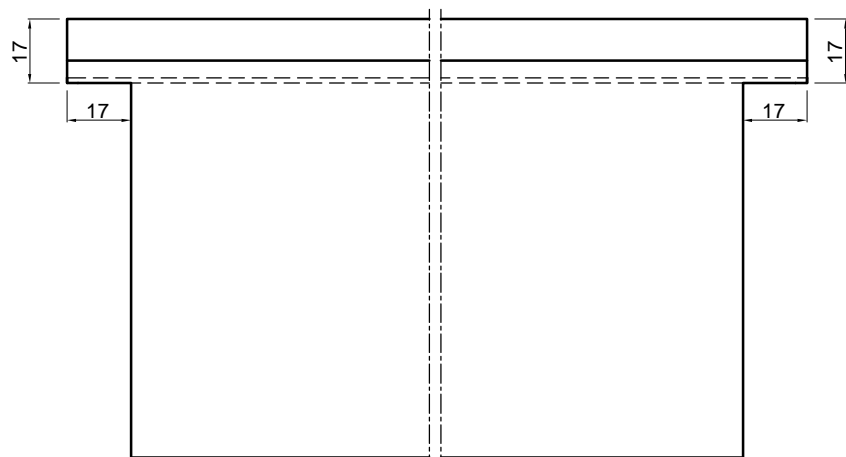
PRESJEK B-B



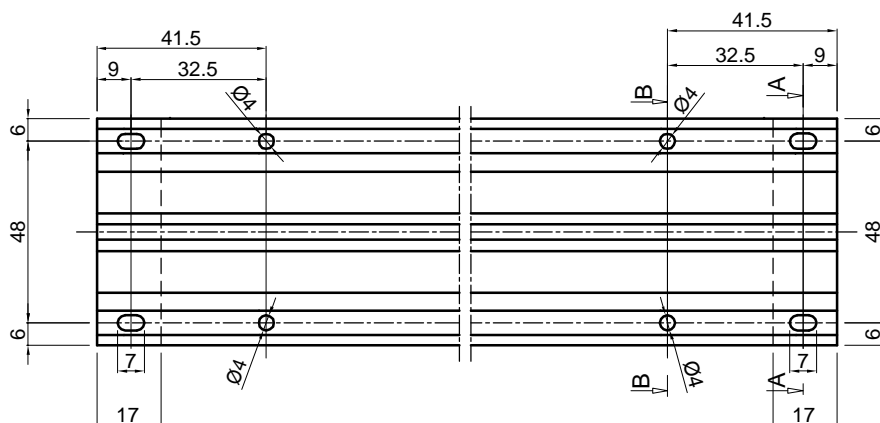
PRESJEK A-A



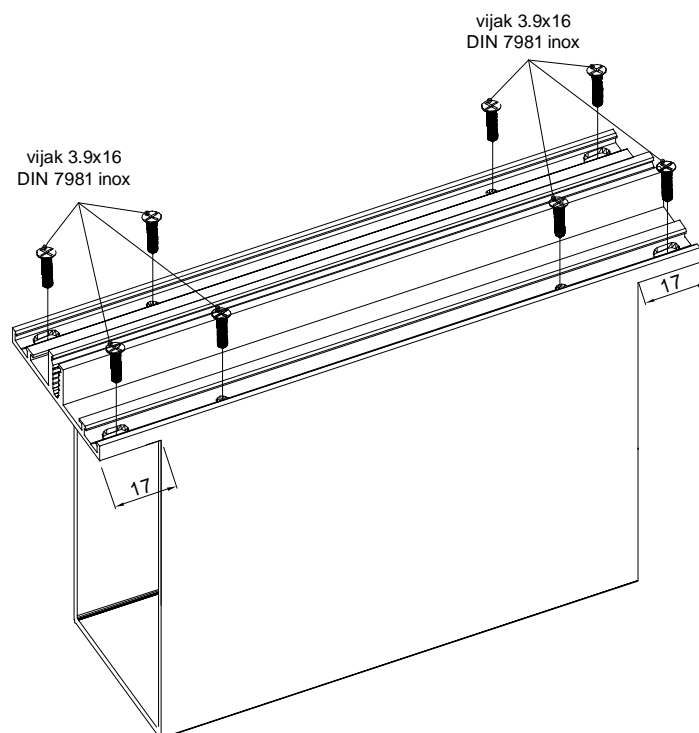
- Obrada vodoravnice FMV 60/88 za okomicu FMO 60/88 (ravni gumeni odstožnik)




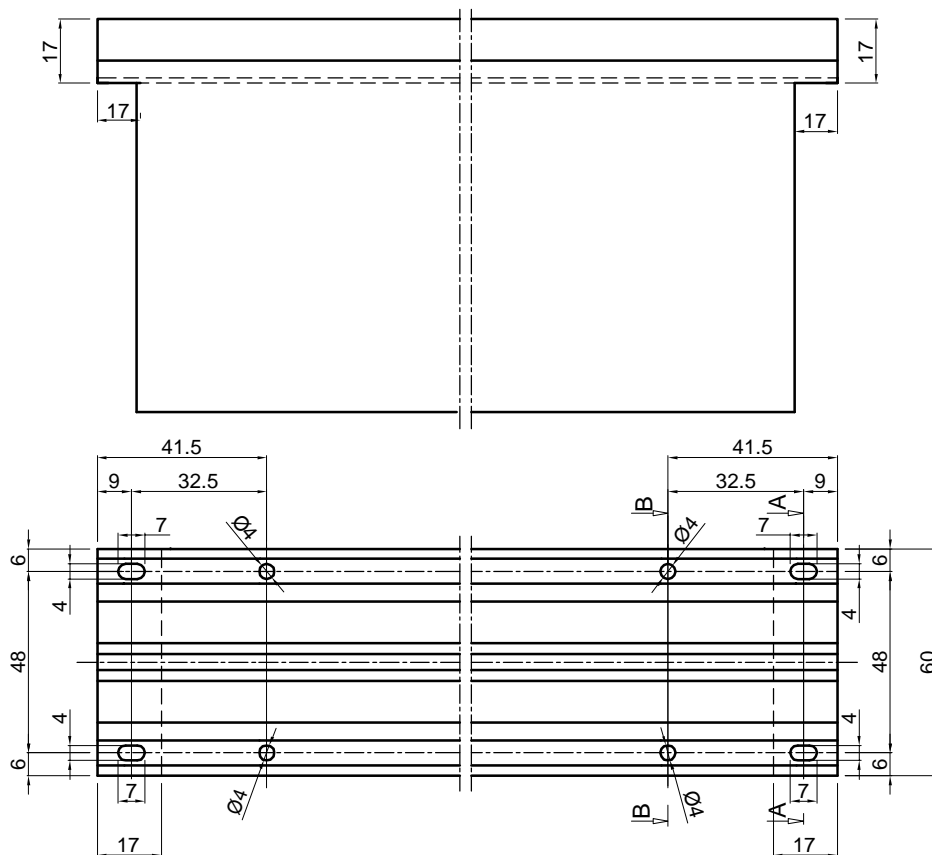
PRESJEK B-B



PRESJEK A-A



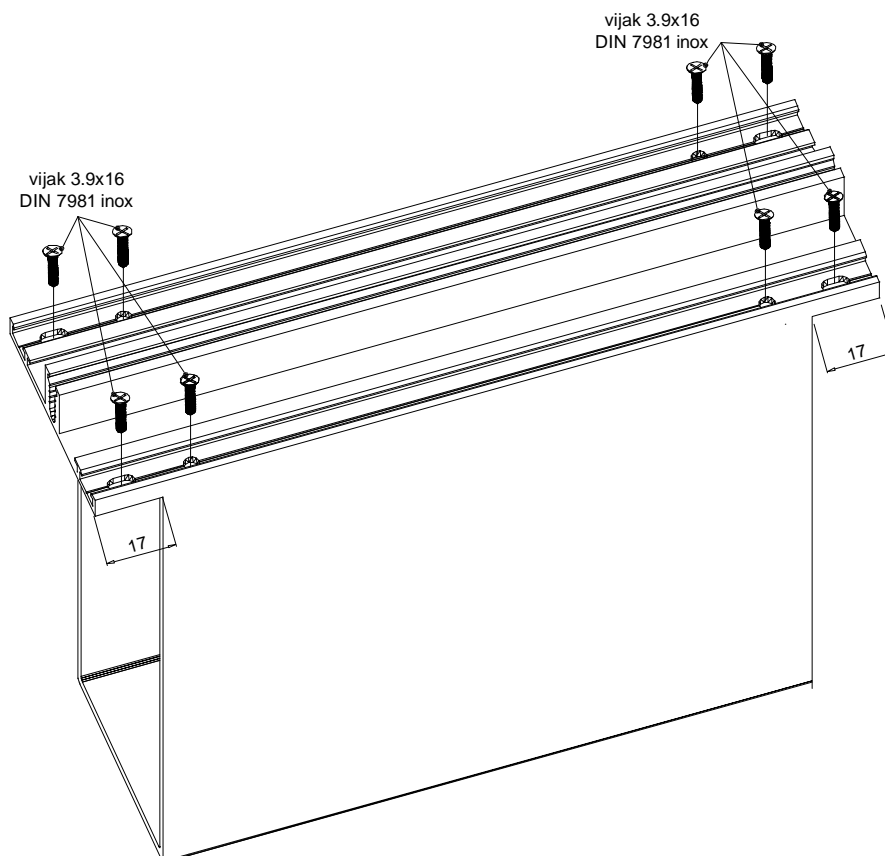
- Obrada vodoravnice FMV 60/114 za okomicu FMO 60/118 (ravni gumeni odstožnik)



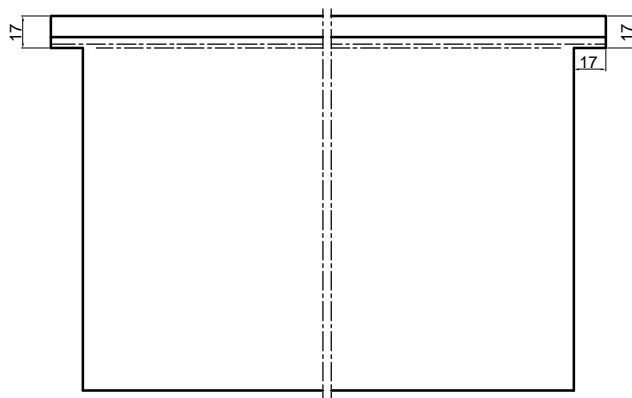
PRESJEK B-B



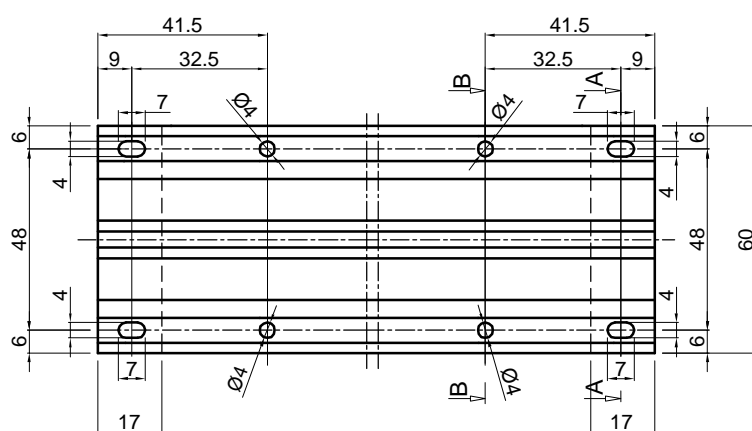
PRESJEK A-A



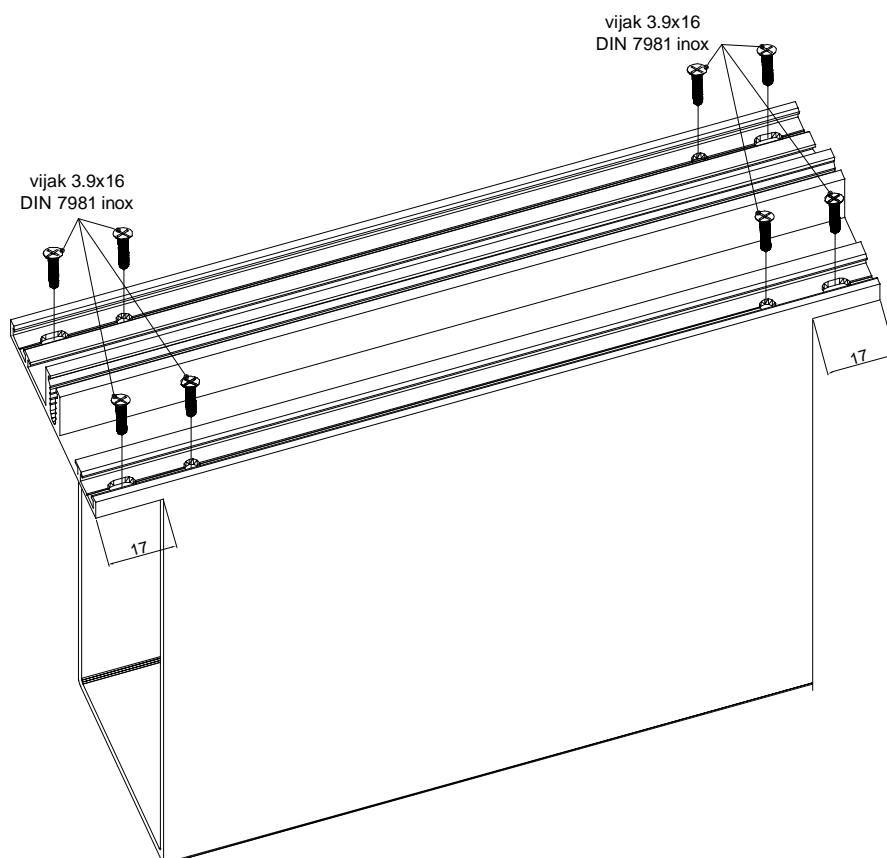
- Obrada vodoravnice FMV 60/156 za okomicu FMO 60/158 (ravni gumeni odstožnik)



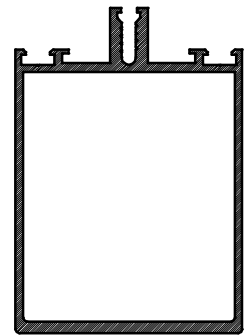
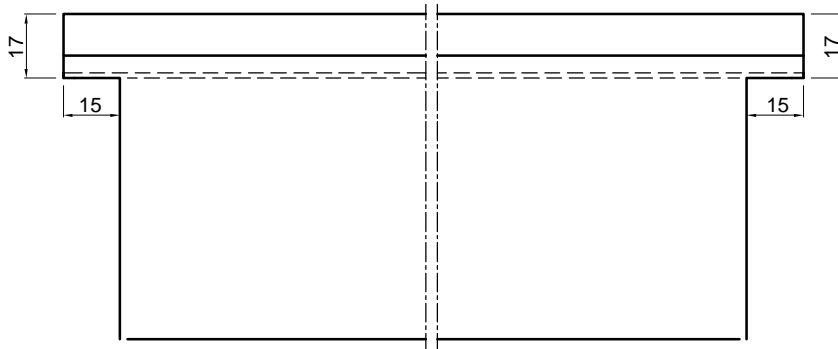
PRESJEK B-B



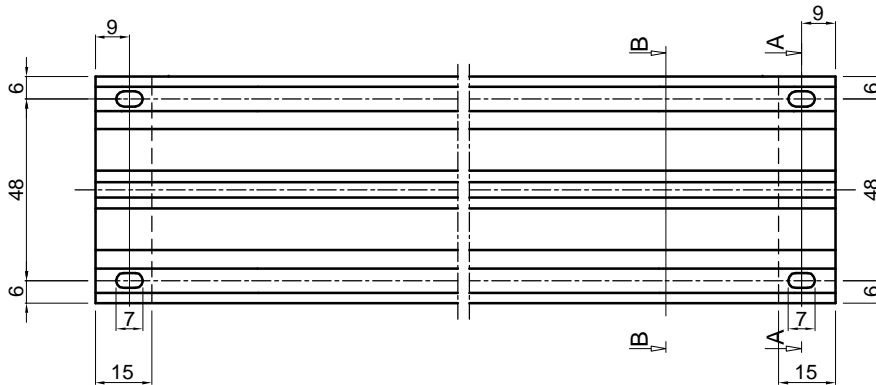
PRESJEK A-A



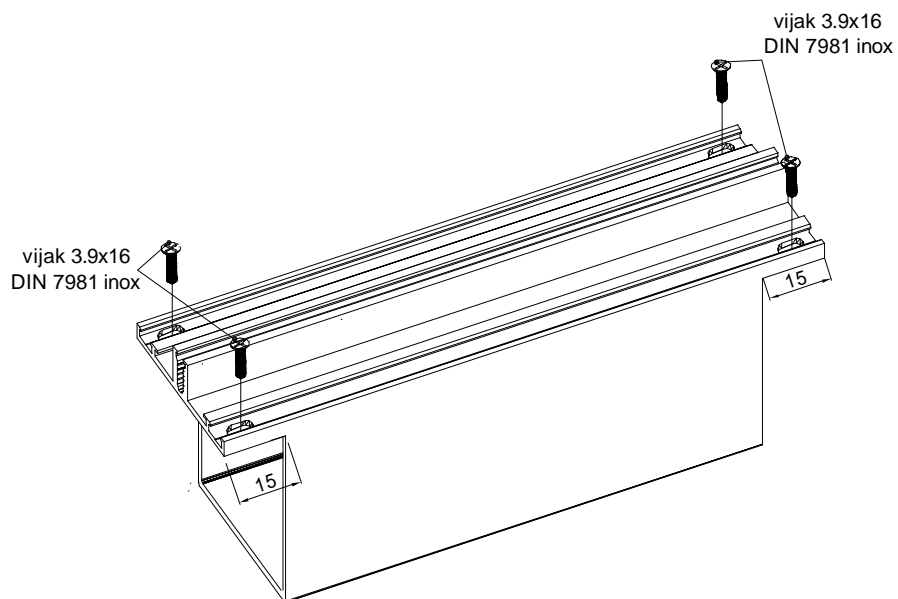
- Obrada vodoravnice FMV 60/198 za okomicu FMO 60/200 (ravni gumeni odstojnik)




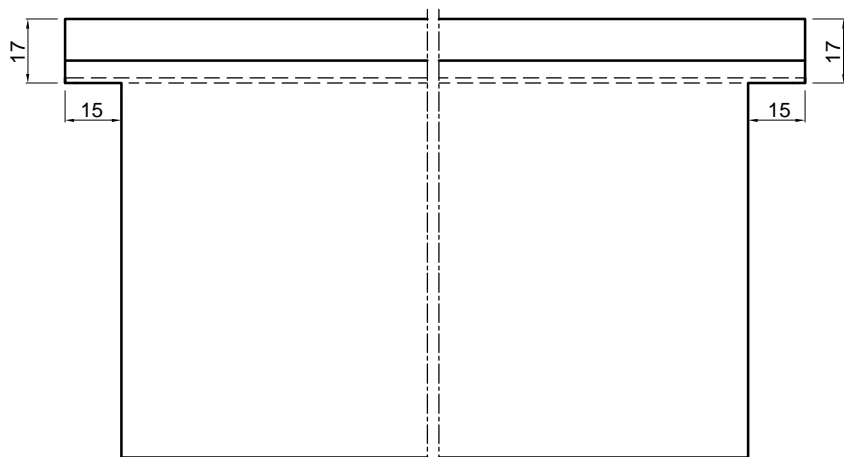
PRESJEK B-B



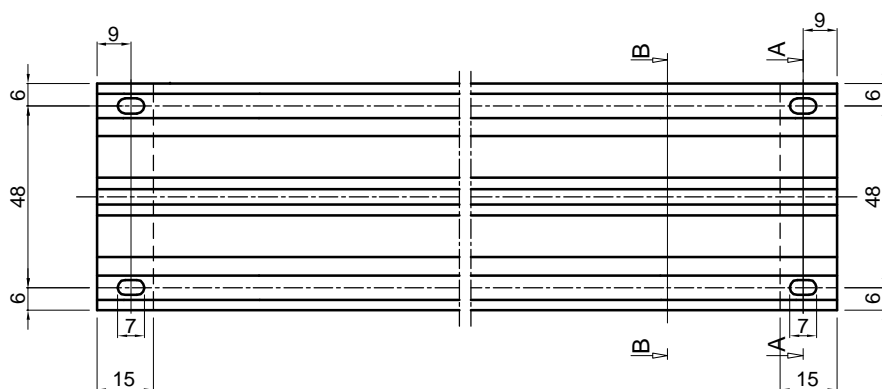
PRESJEK A-A



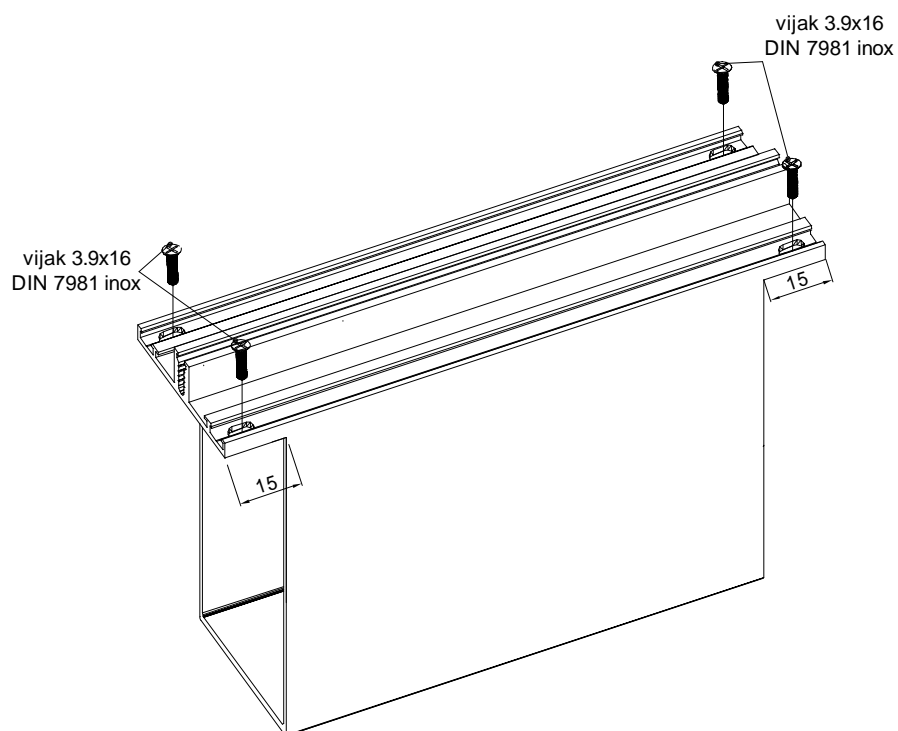
- Obrada vodoravnice FMV 60/88 za okomicu FMO 60/88 (na nulu)




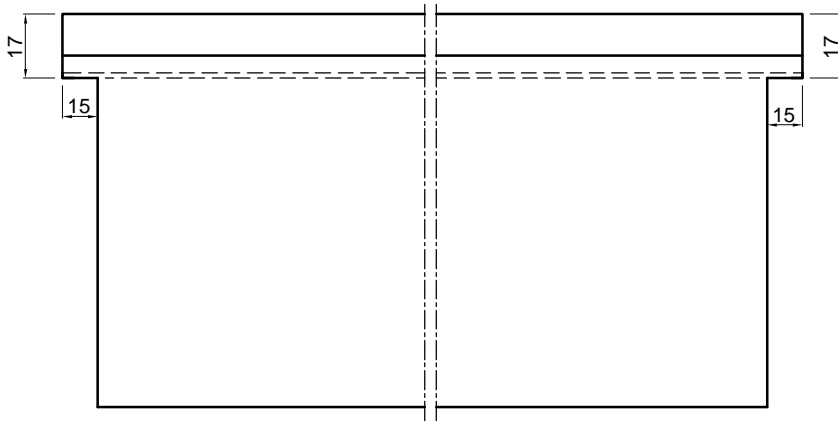
PRESJEK B-B



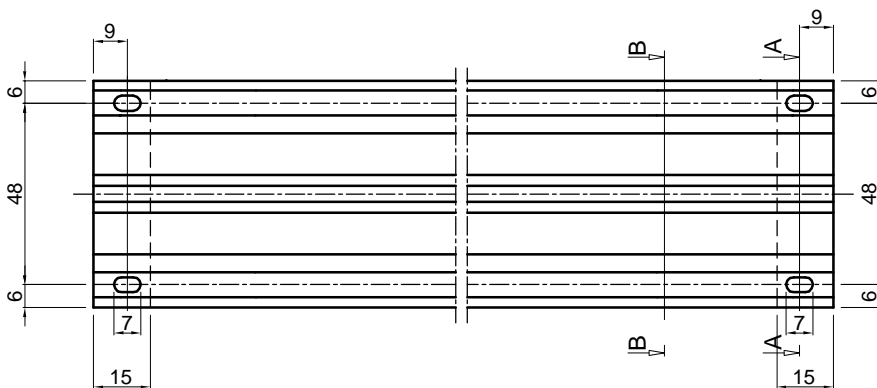
PRESJEK A-A



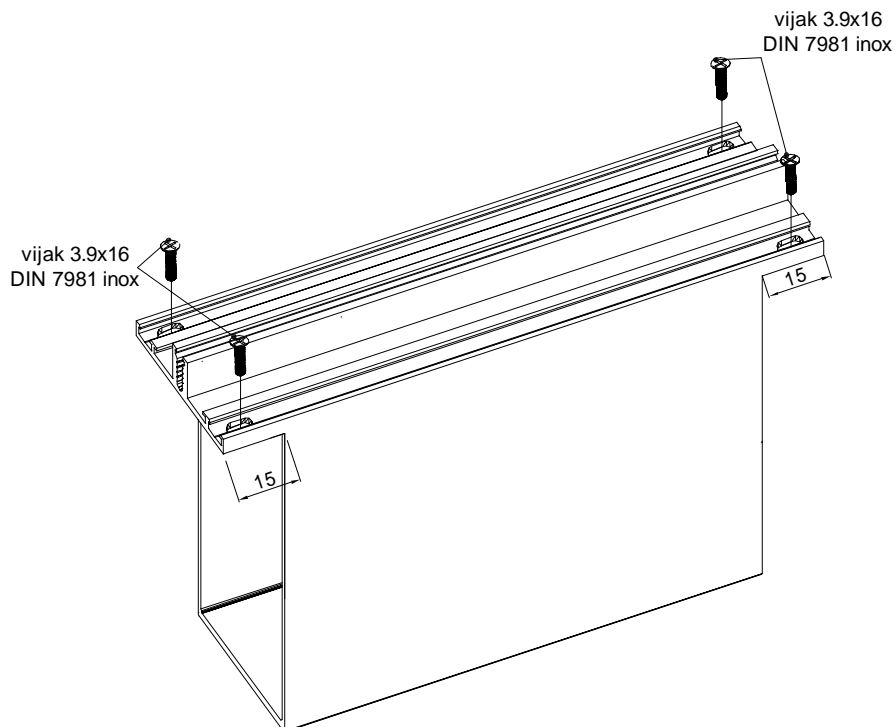
- Obrada vodoravnice FMV 60/114 za okomicu FMO 60/118 (na nulu)



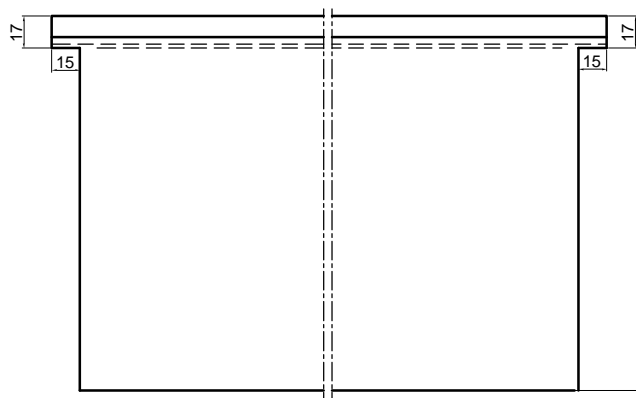
PRESJEK B-B



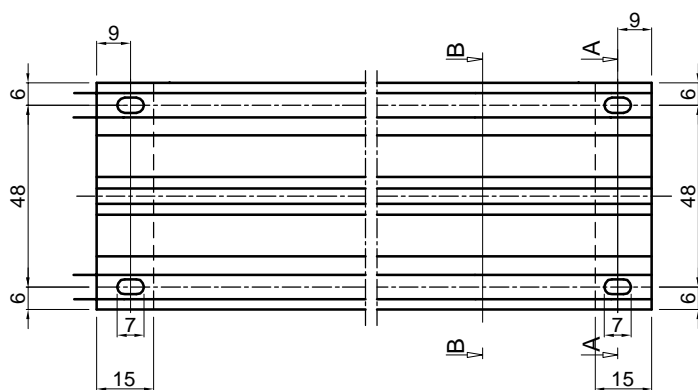
PRESJEK A-A



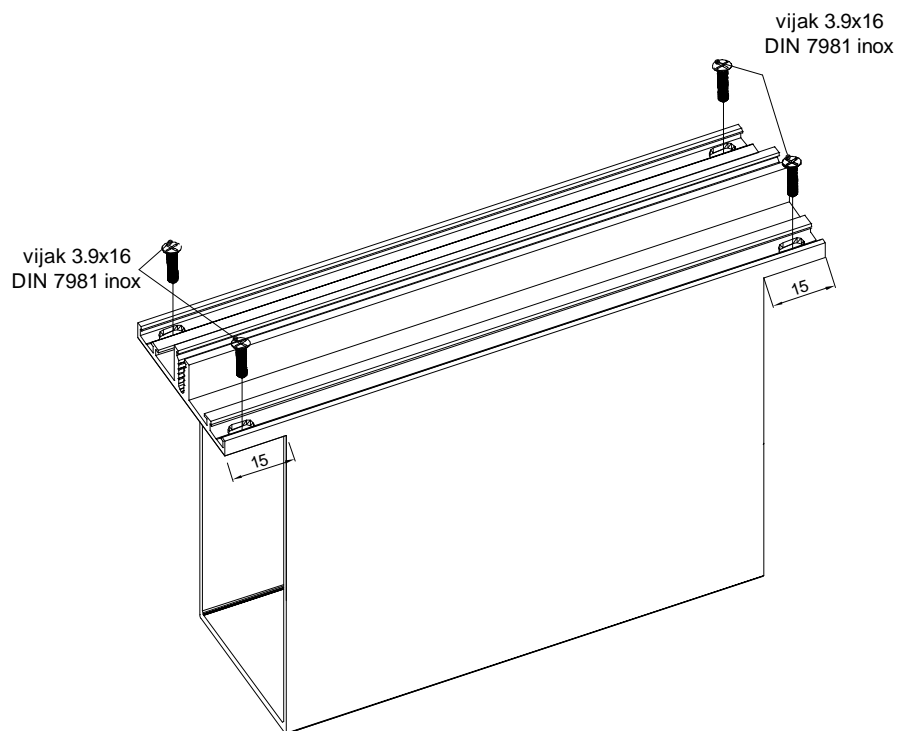
- Obrada vodoravnice FMV 60/156 za okomicu FMO 60/158 (na nulu)



PRESJEK B-B

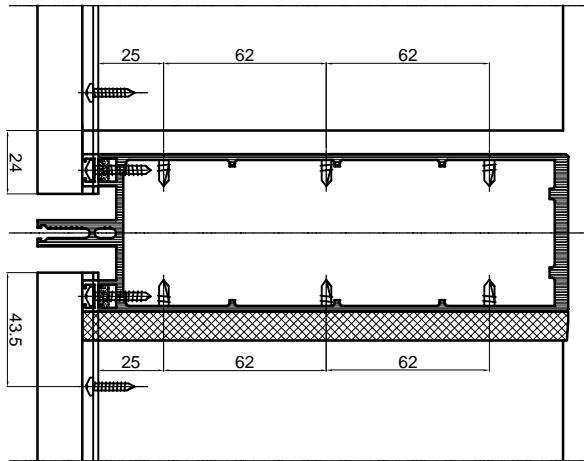


PRESJEK A-A

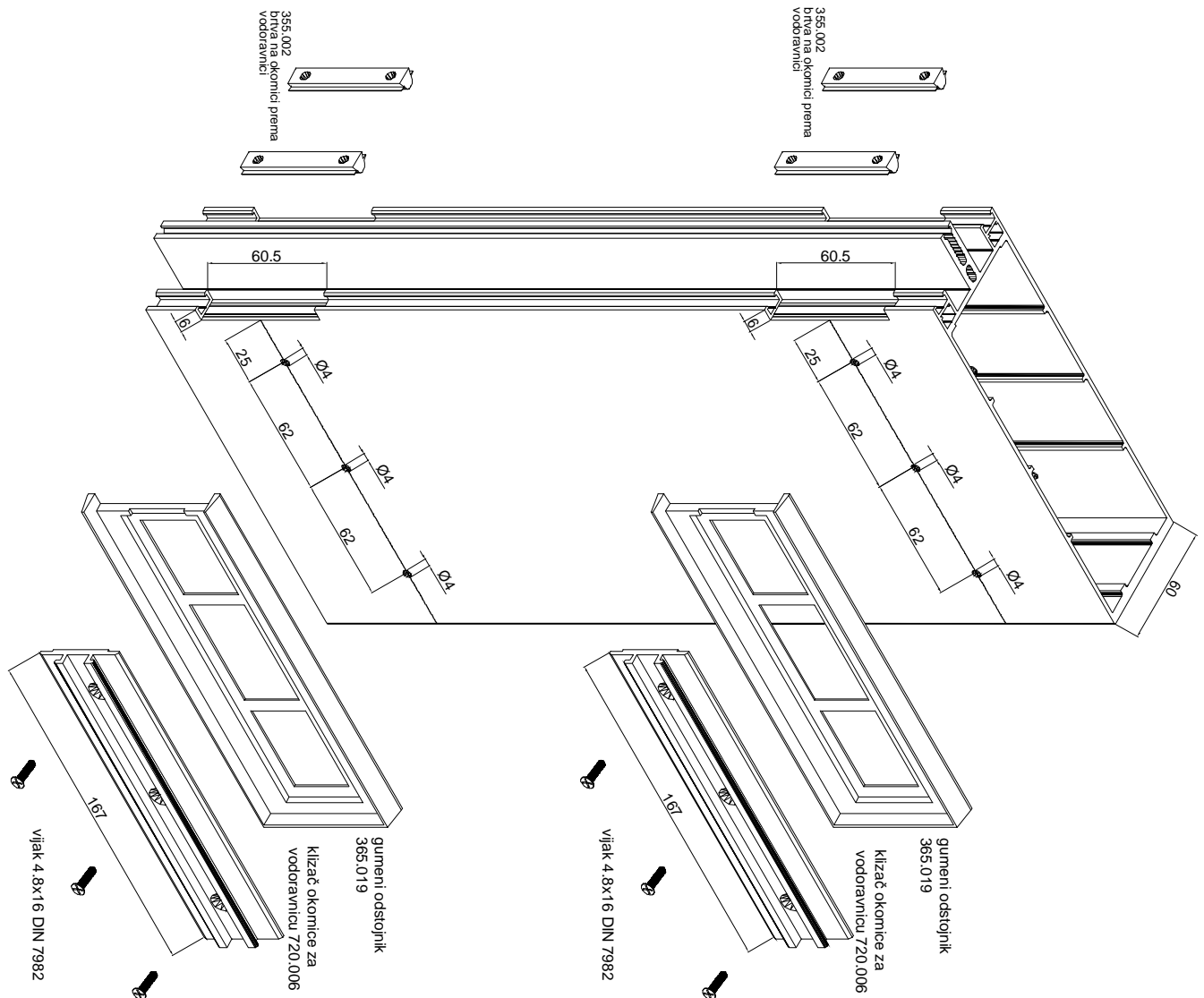
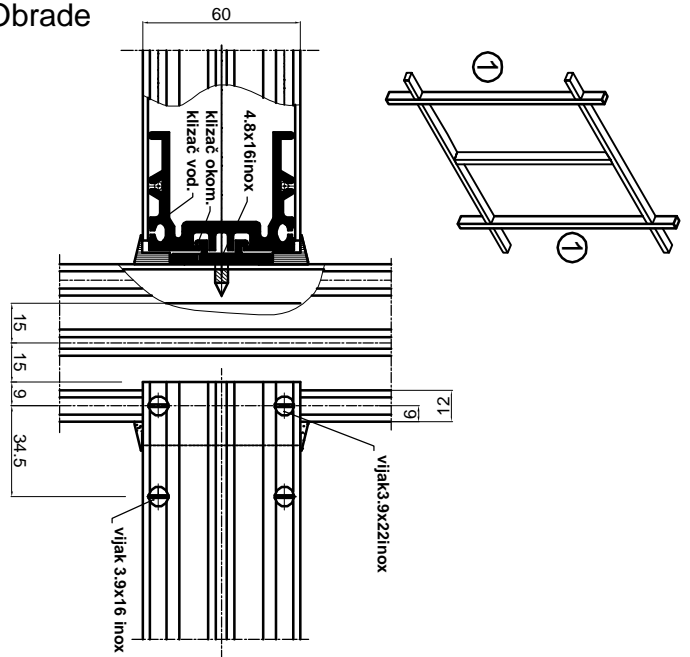


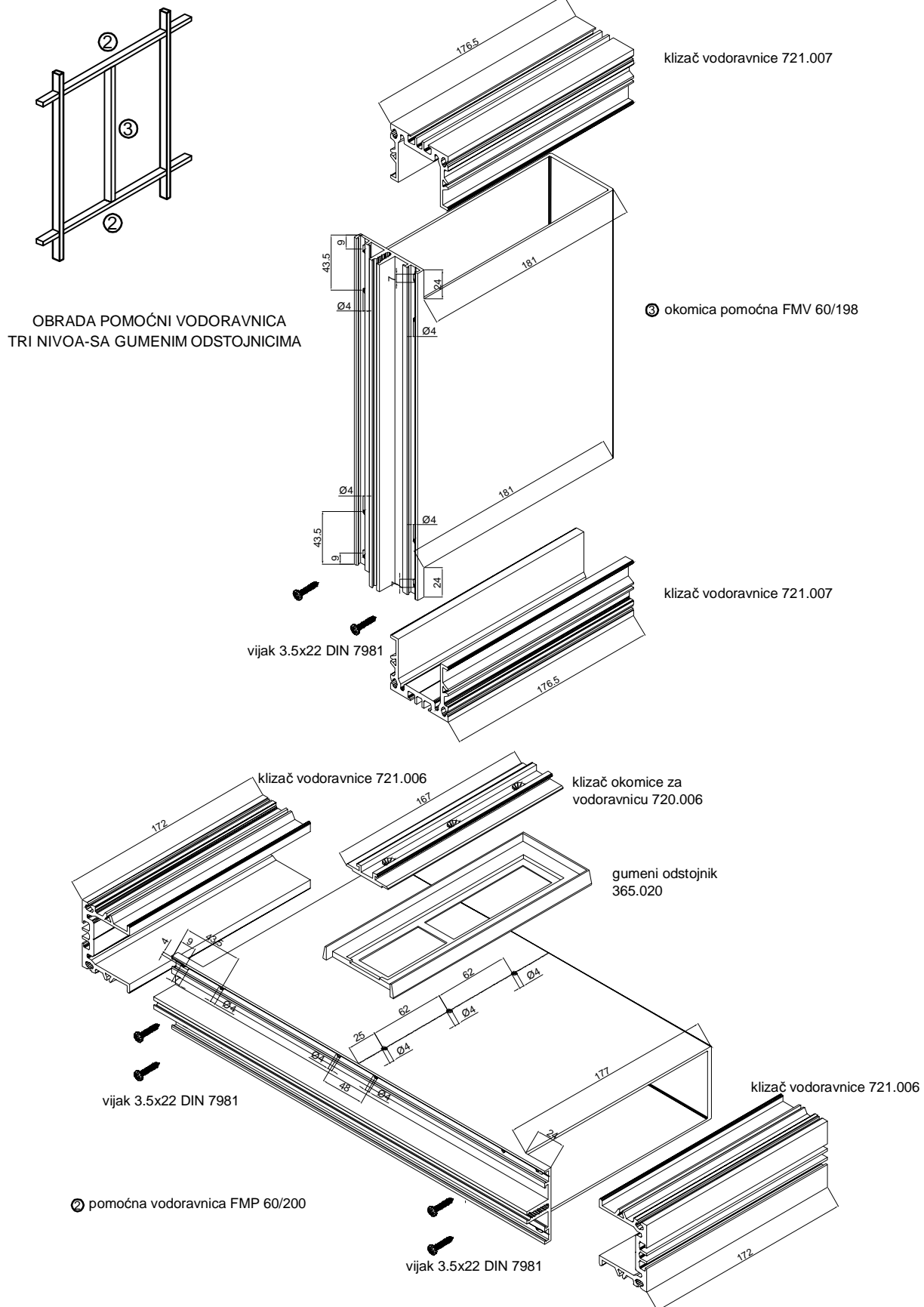
- Obrada vodoravnice FMV 60/198 za okomicu FMO 60/200 (na nulu)

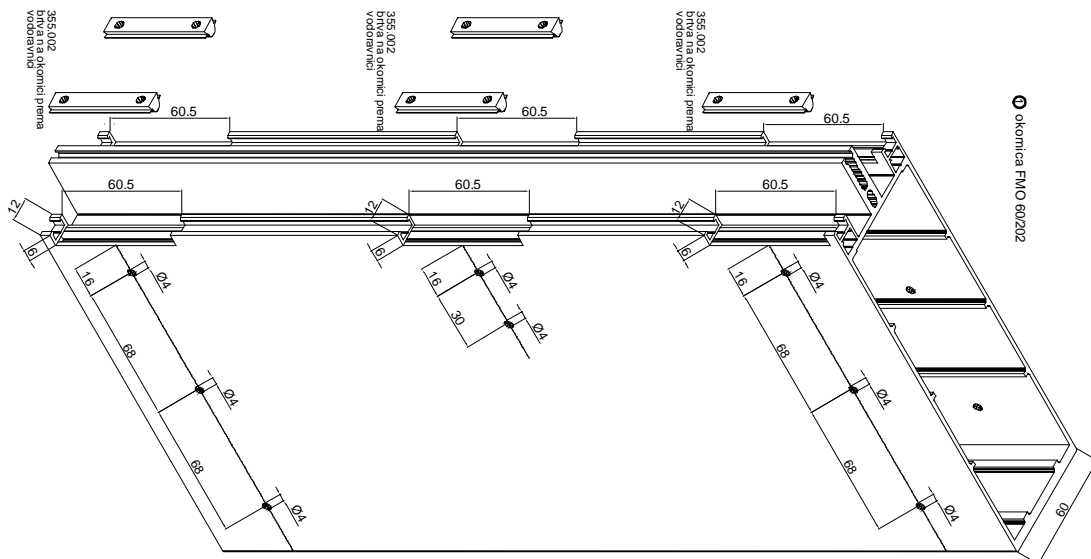
OBRADA OKOMICE FMO 60/202 TRI NIVOVA-SA GUMENIM ODSTOJNICIMA



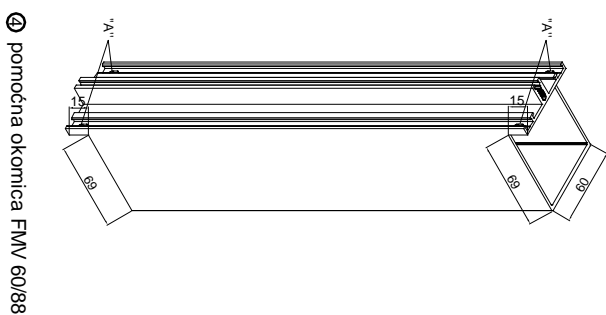
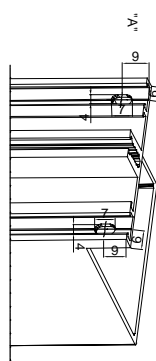
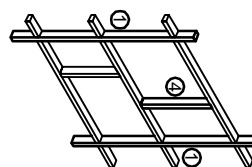
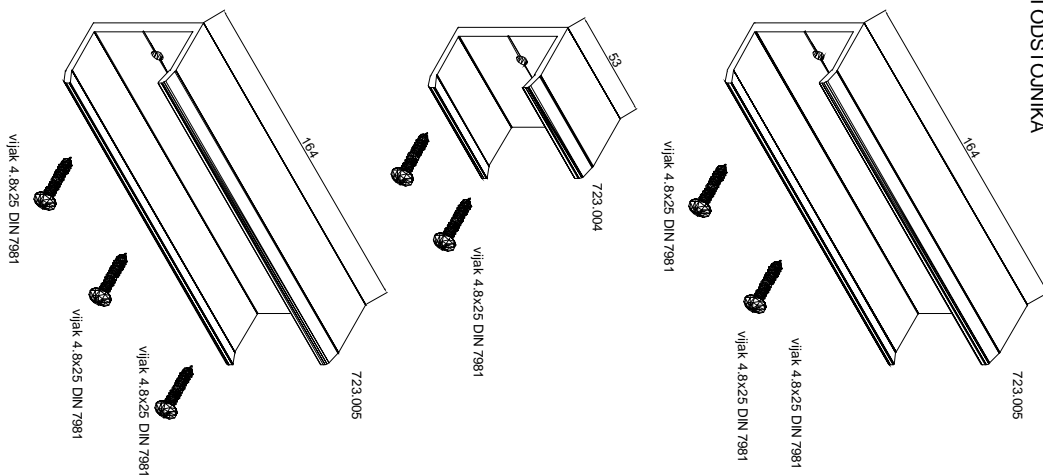
Obrade



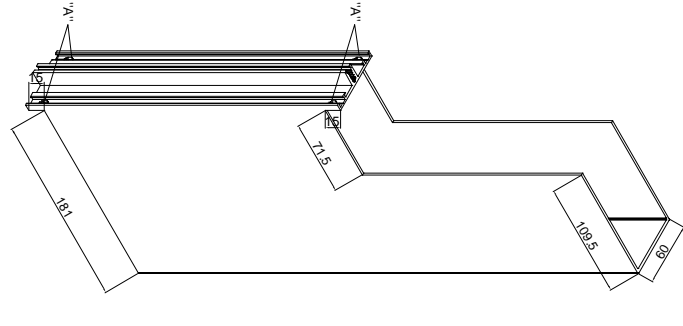




OBRADA OKOMICE FMO 60/202
TRI NIVOJA-BEZ GUMENI ODSTOJNIKA

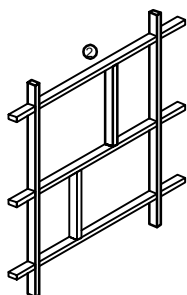


④ pomoćna okornica FMV 60/88

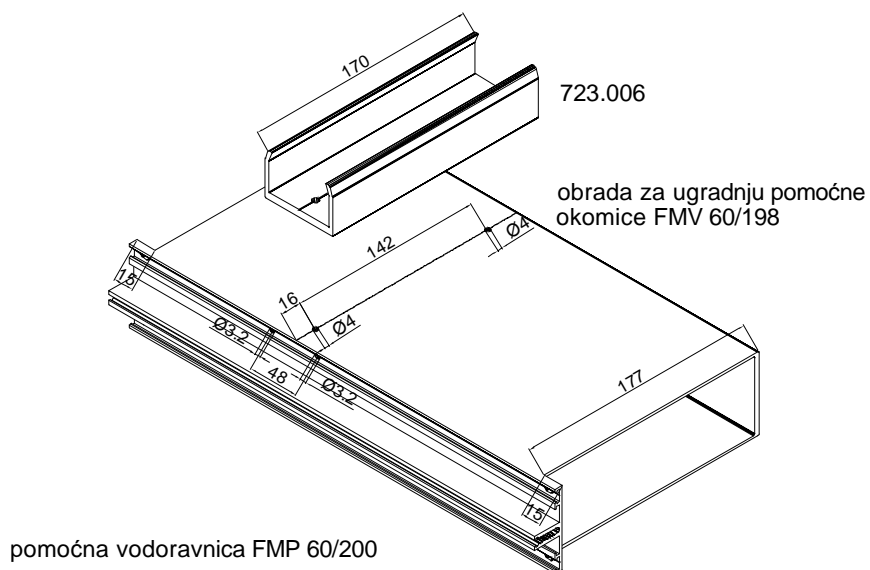
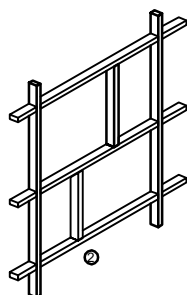
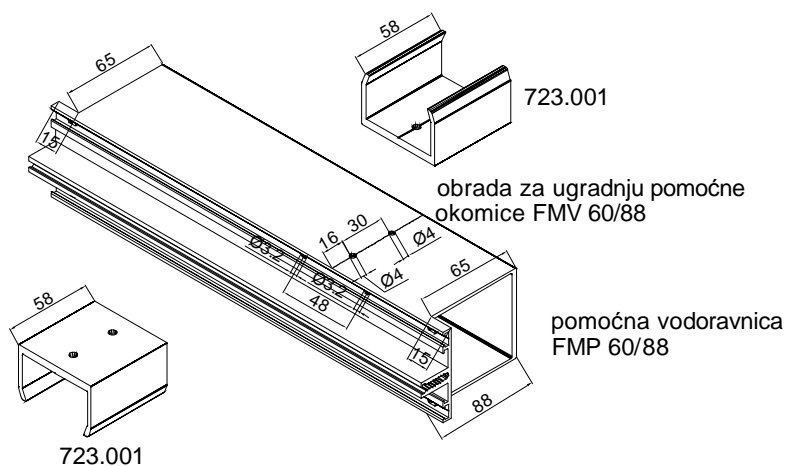
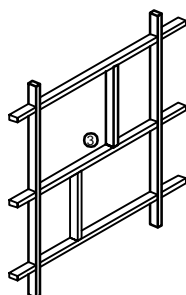
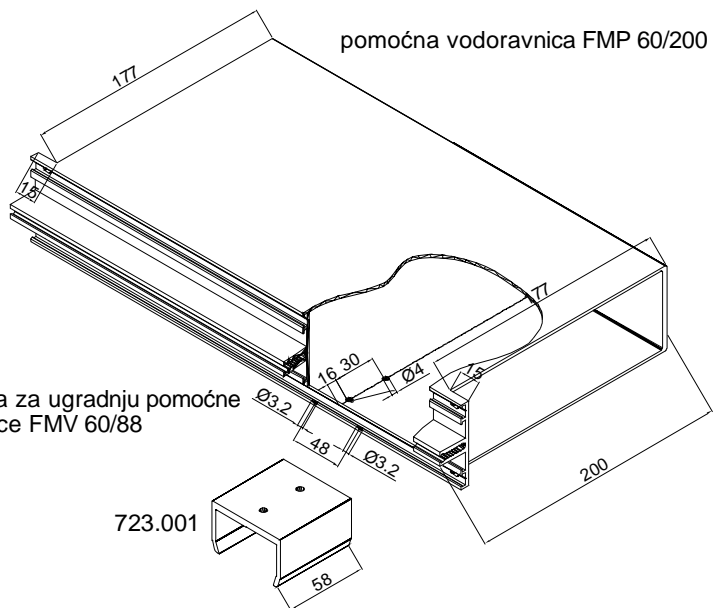


⑤ pomoćna okornica FMV 60/198

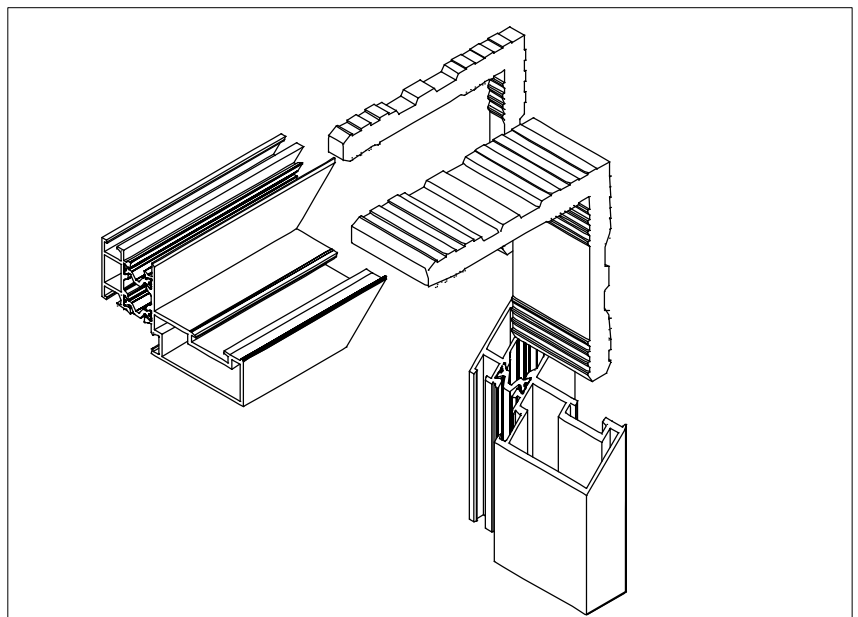
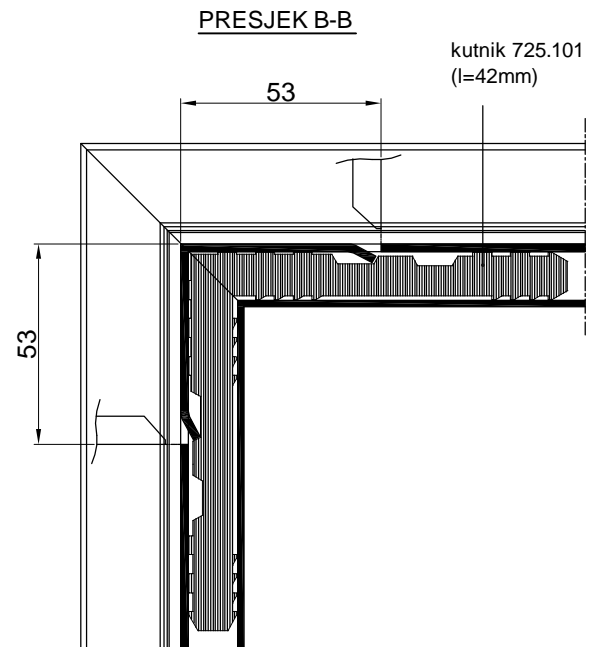
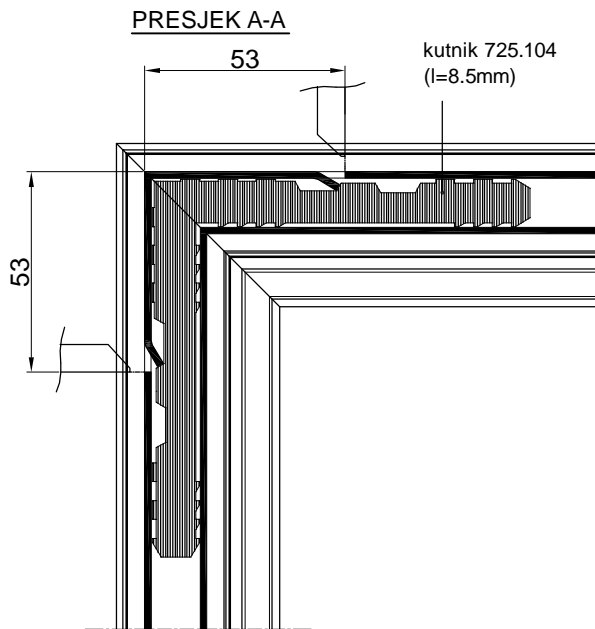
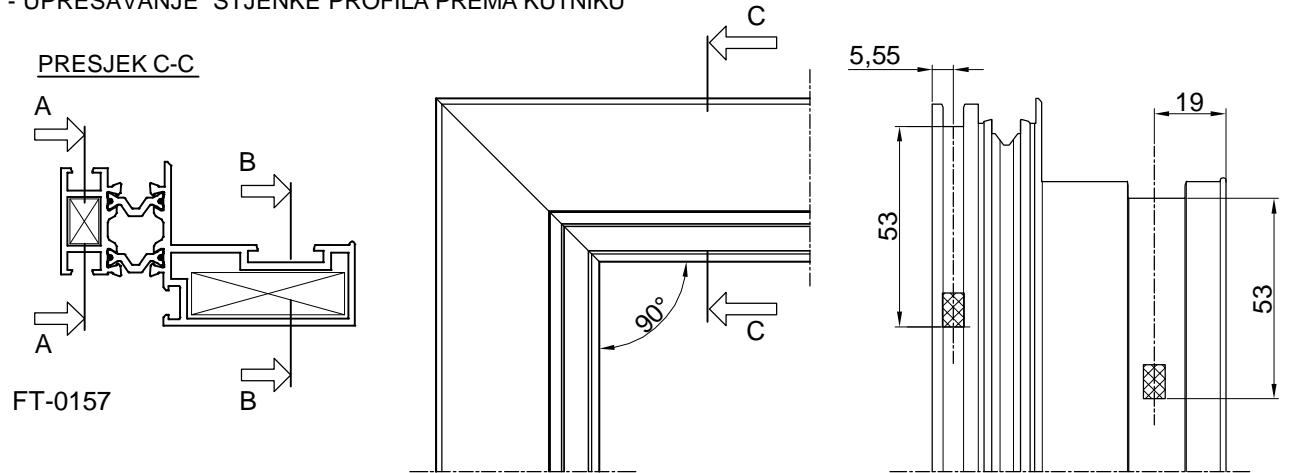
Obrade



OBRADA POMOĆNI VODRAVNICA
TRI NIVOVA-BEZ GUMENI ODSTOJNIKA



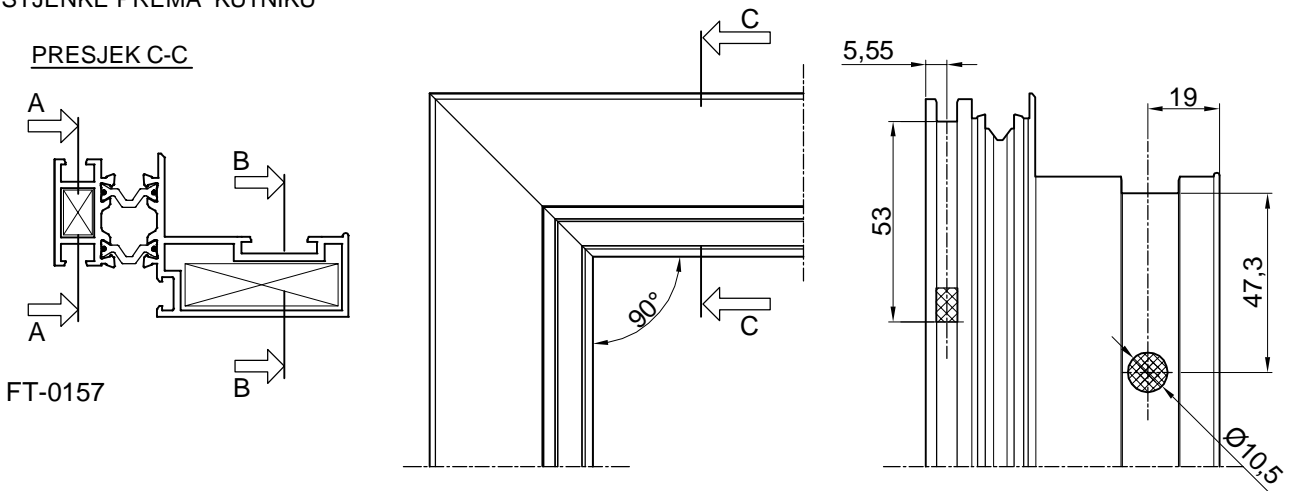
- UPREŠAVANJE STJENKE PROFILA PREMA KUTNIKU



1. STROJNO UPREŠAVANJE
2. RUČNO UPREŠAVANJE-ŠKARAMA

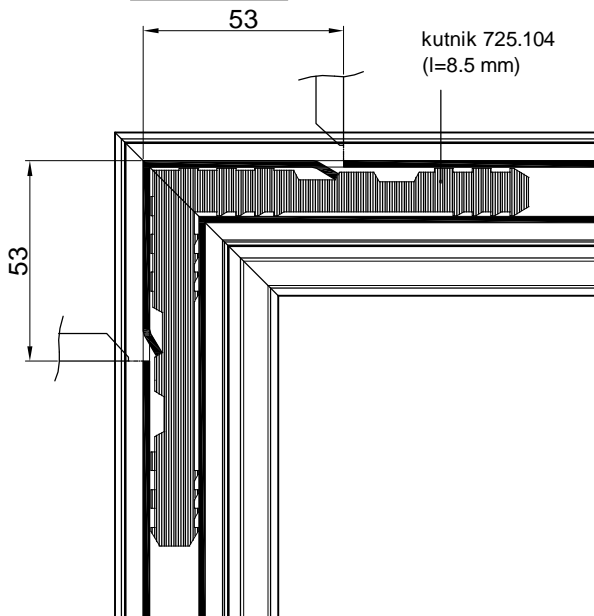
- VIJČANA VEZA PROFILA + UTISKIVANJE
STJENKE PREMA KUTNIKU

PRESJEK C-C

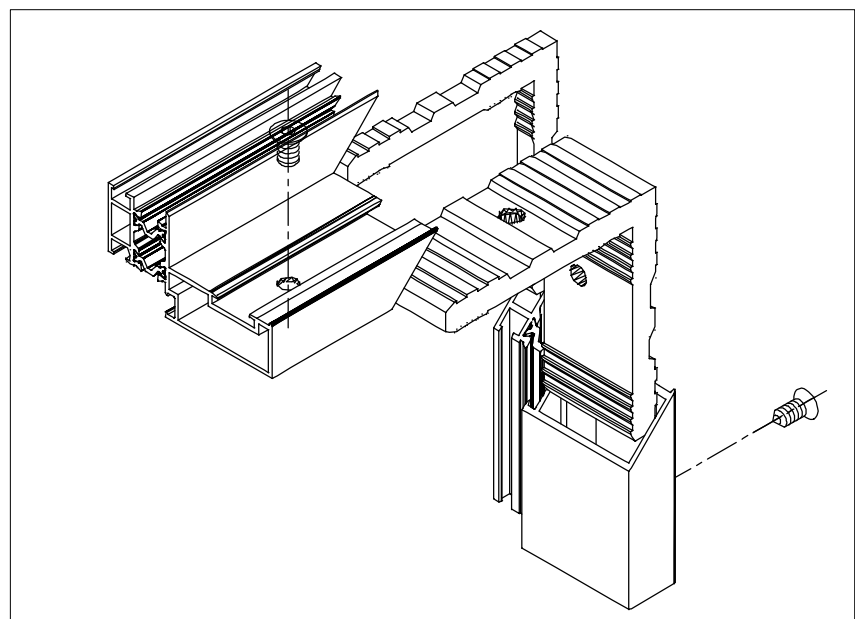
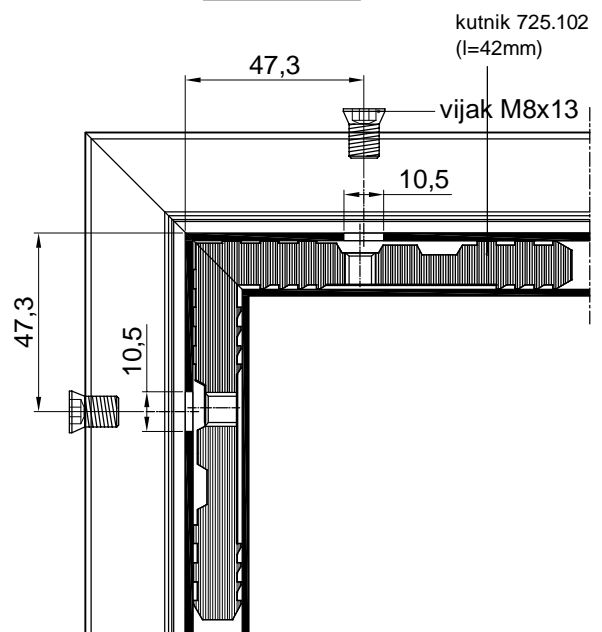


FT-0157

PRESJEK A-A

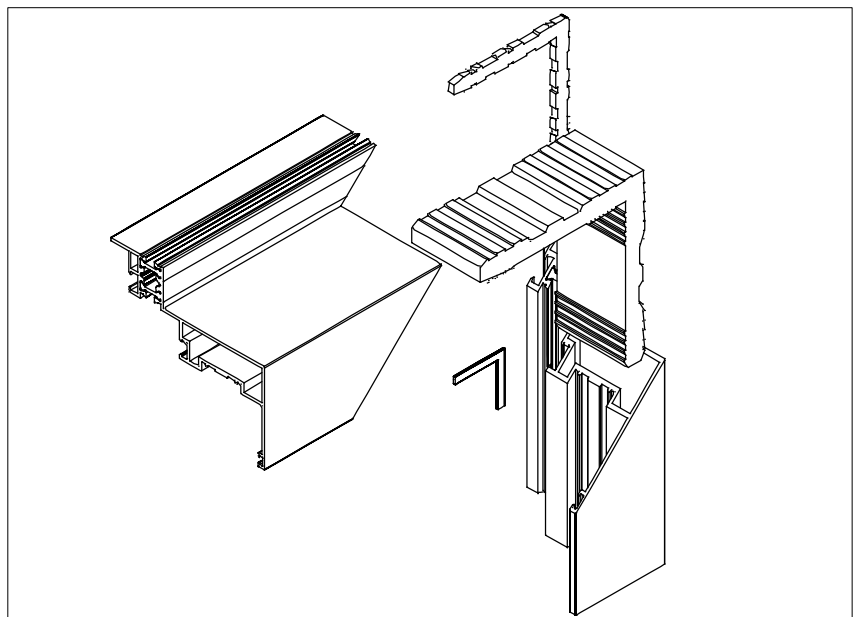
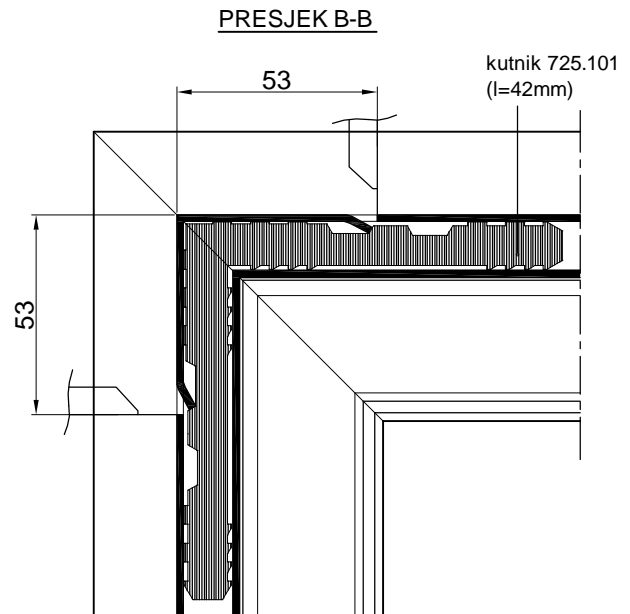
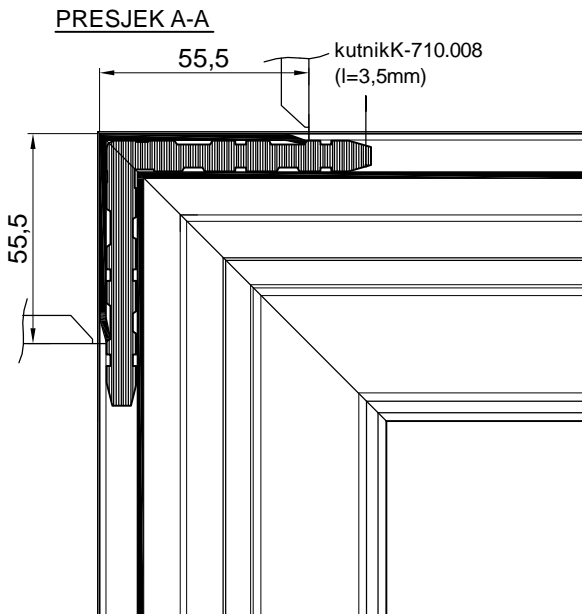
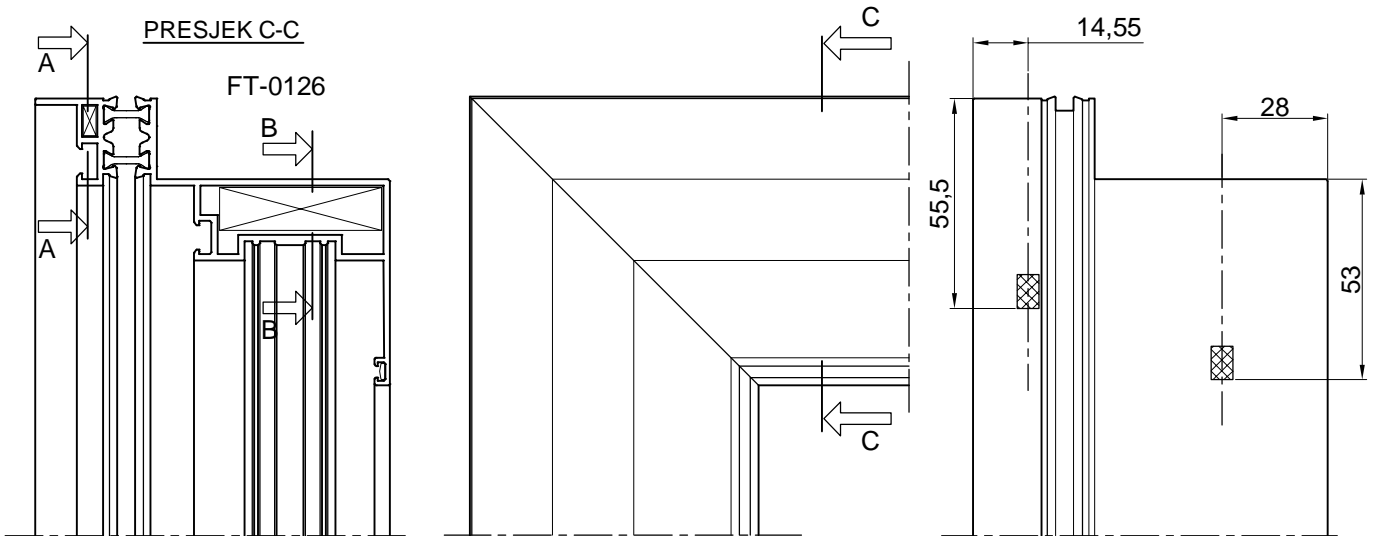


PRESJEK B-B



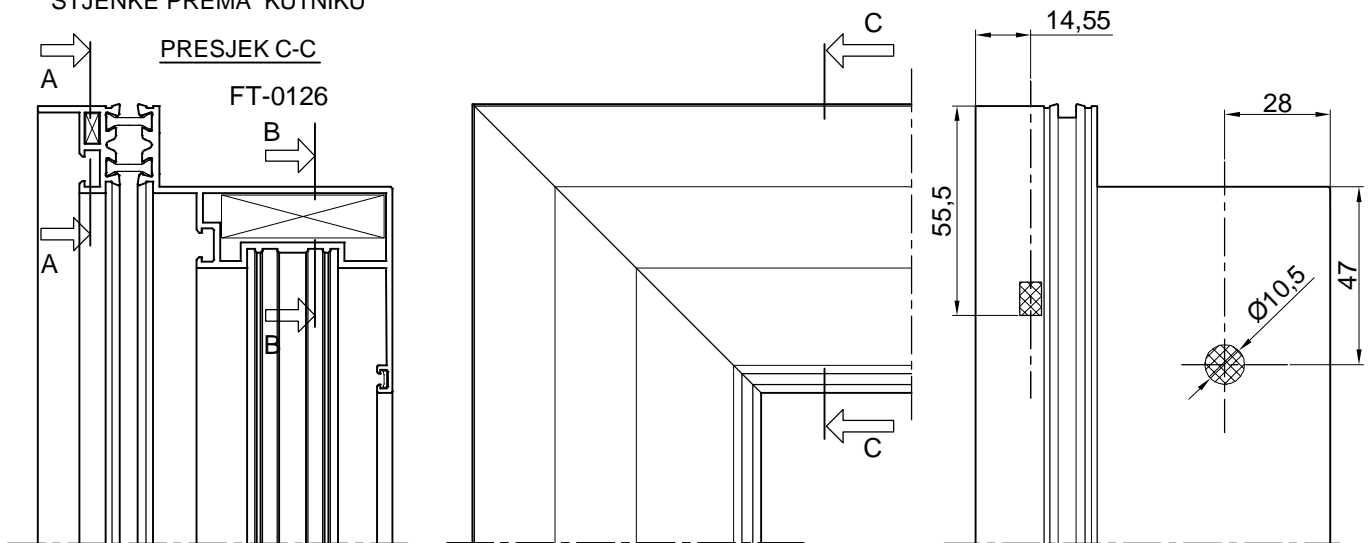
1. STROJNO UPREŠAVANJE
2. RUČNO UPREŠAVANJE-
ŠKARAMA
3. VIJČANA VEZA

- UPREŠAVANJE STJENKE PROFILA PREMA KUTNIKU

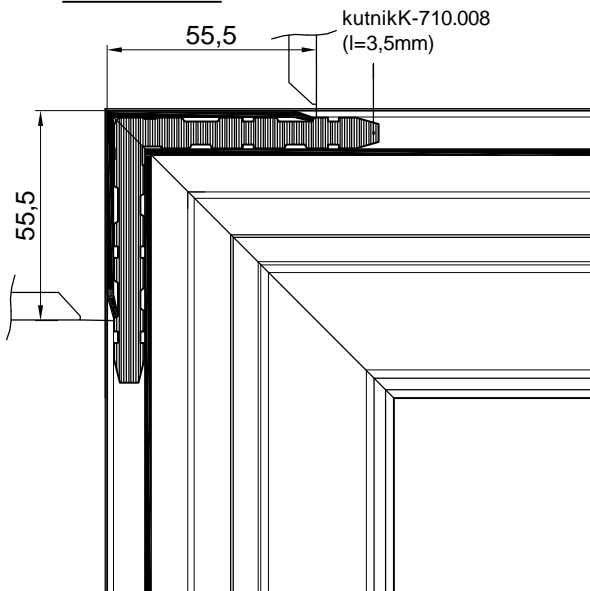


1. STROJNO UPREŠAVANJE
2. RUČNO UPREŠAVANJE-ŠKARAMA

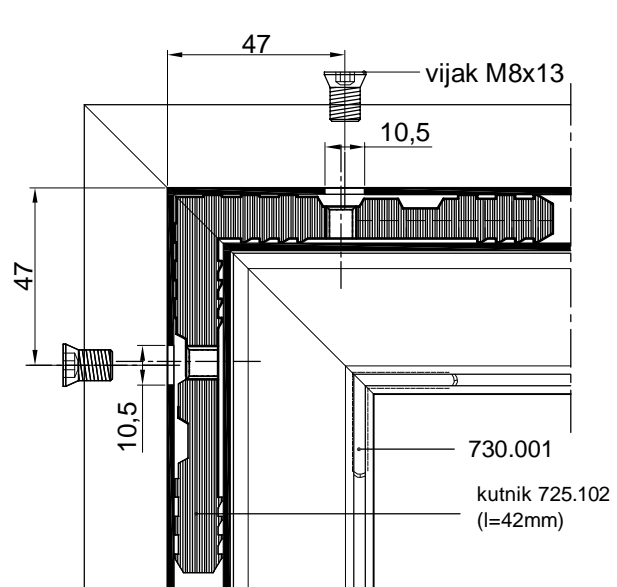
- VIJČANA VEZA PROFILA + UTISKIVANJE
STJENKE PREMA KUTNIKU



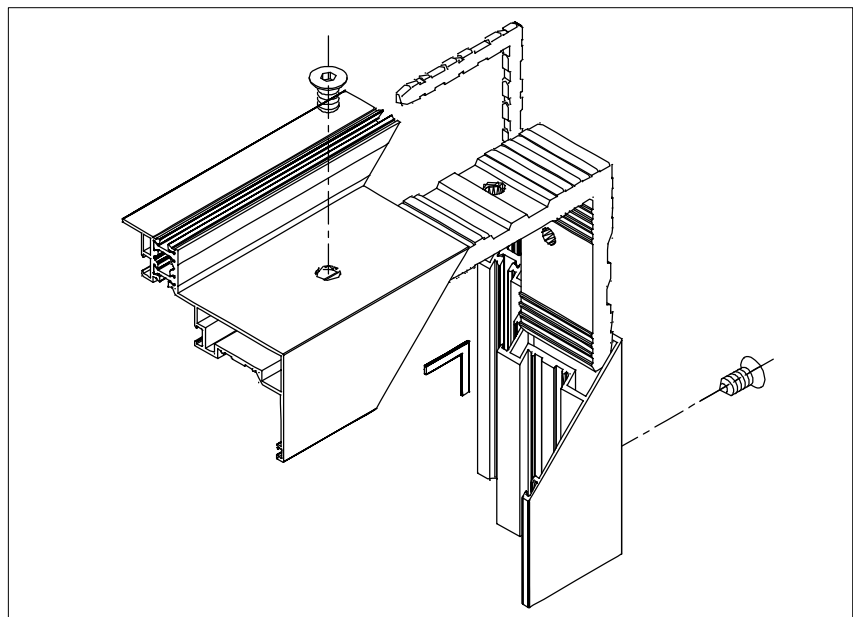
PRESJEK A-A



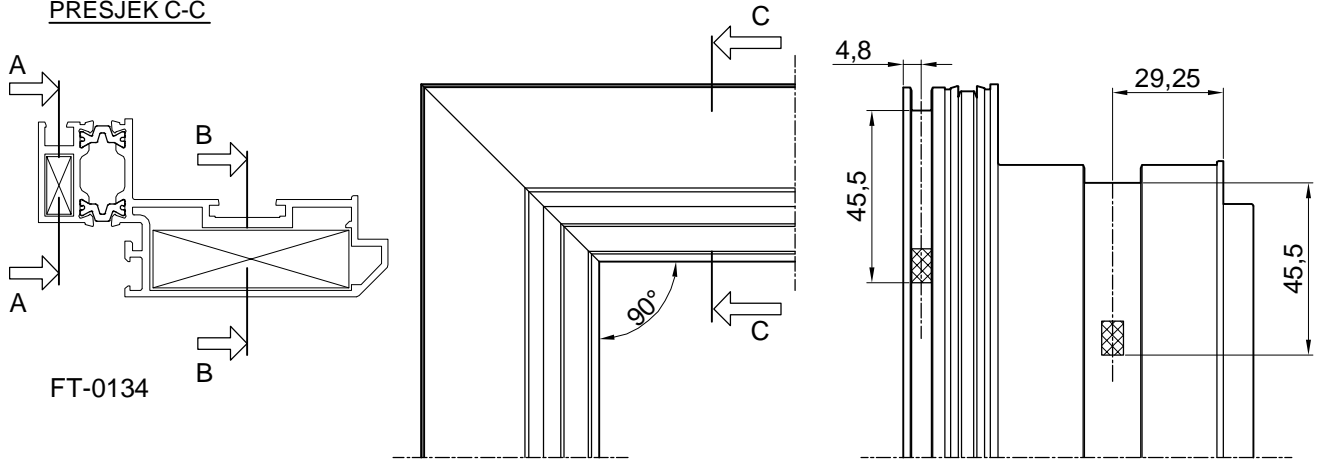
PRESJEK B-B



1. STROJNO UPREŠAVANJE
2. RUČNO UPREŠAVANJE-
ŠKARAMA
3. VIJČANA VEZA

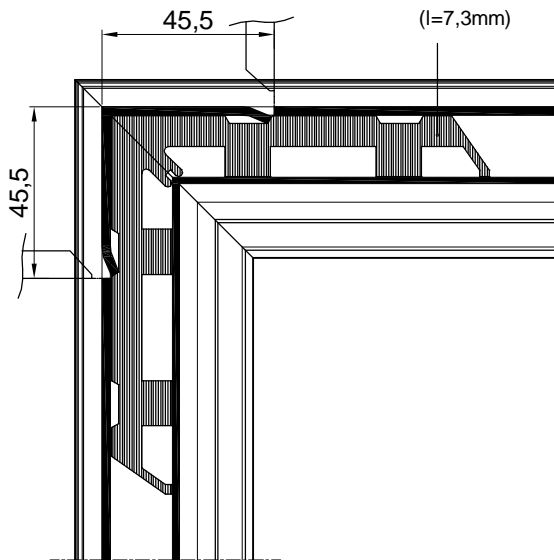


- UPREŠAVANJE STJENKE PROFILA PREMA KUTNIKU
PRESJEK C-C

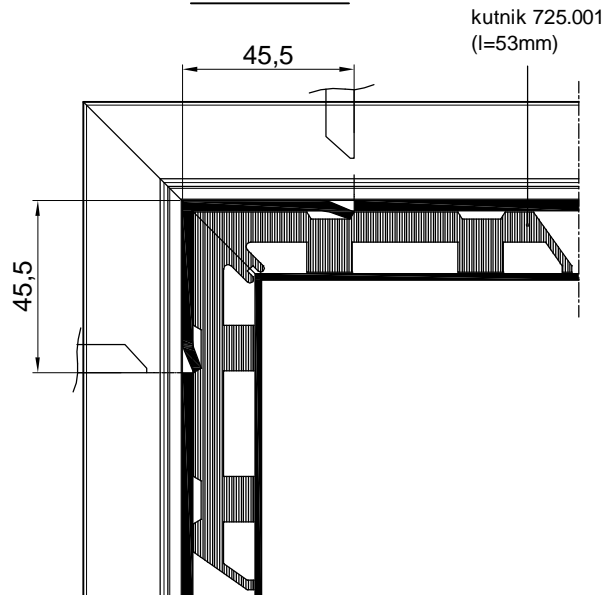


FT-0134

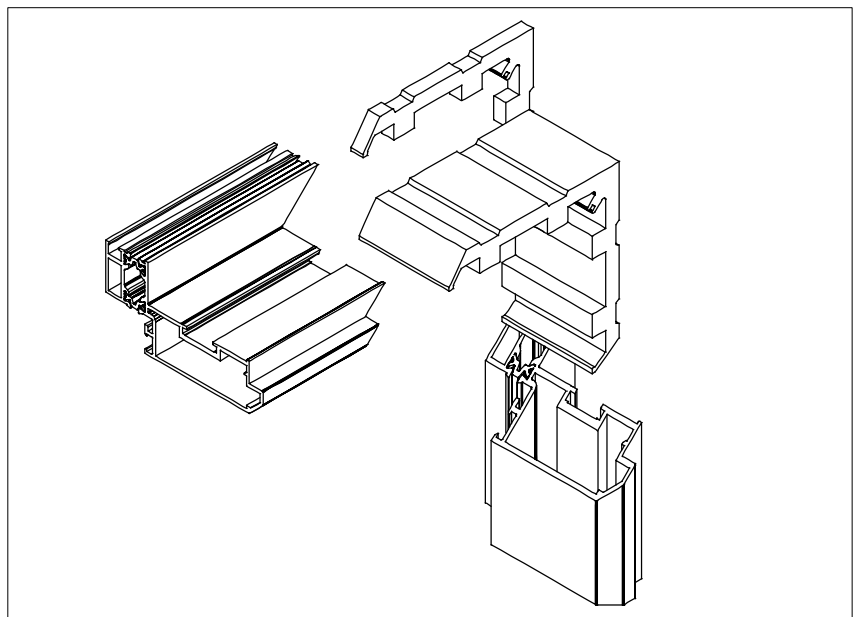
PRESJEK A-A



PRESJEK B-B

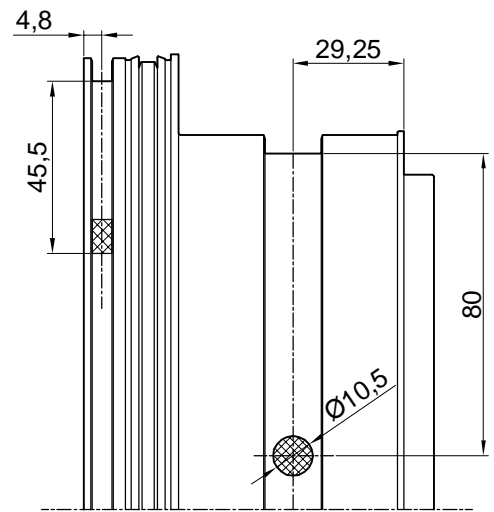
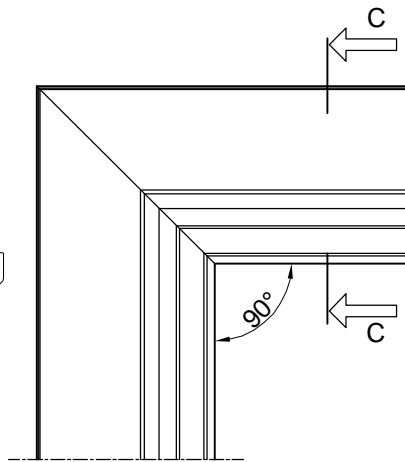
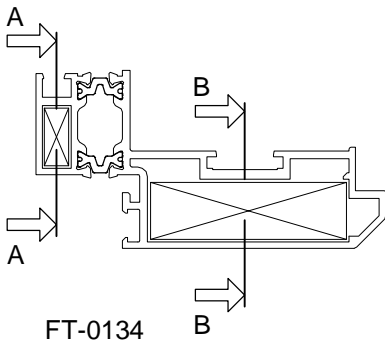


1. STROJNO UPREŠAVANJE
2. RUČNO UPREŠAVANJE-ŠKARAMA



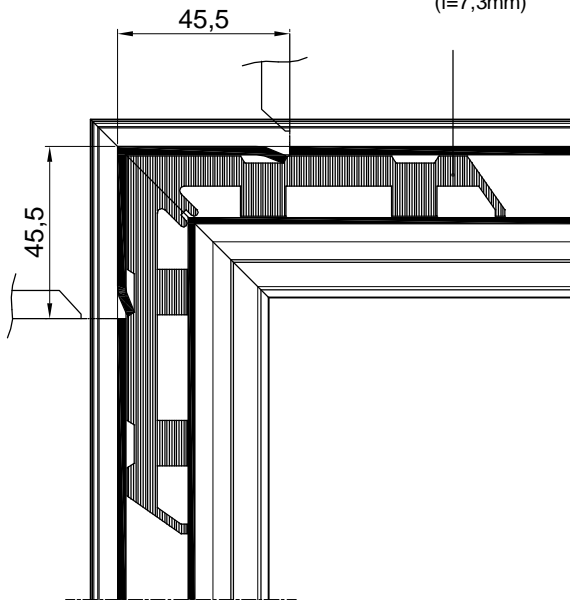
- VIJČANA VEZA + UTISKIVANJE
STJENKE PREMA KUTNIKU

PRESJEK C-C



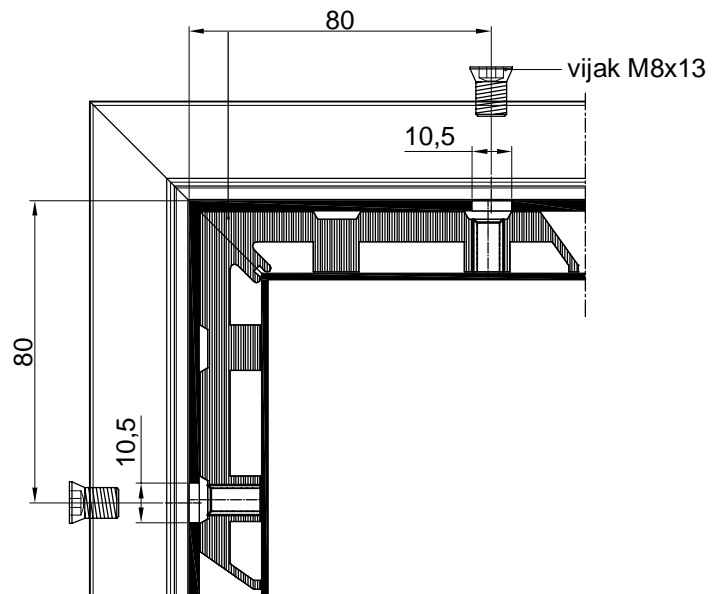
PRESJEK A-A

kutnik 725.004
(l=7,3mm)

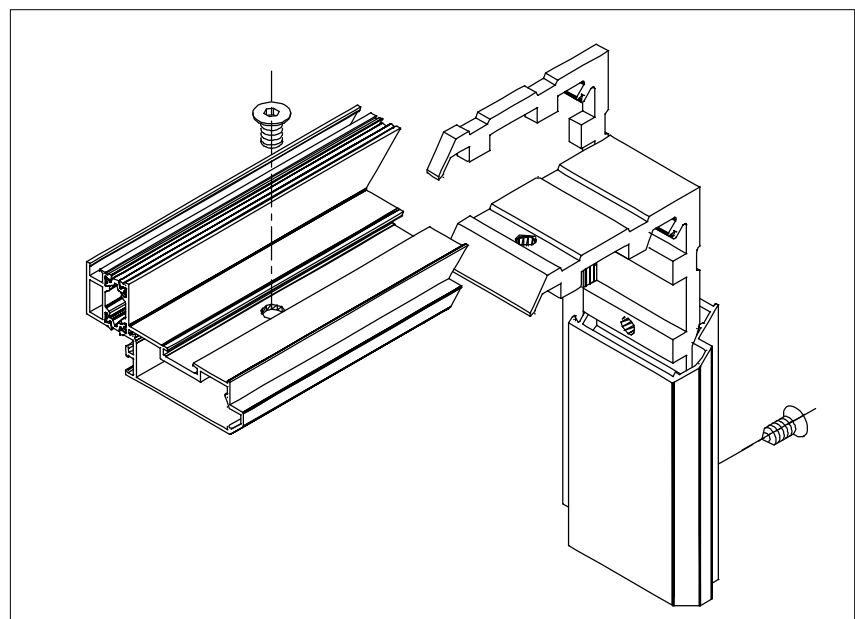


kutnik 725.002
(l=53mm)

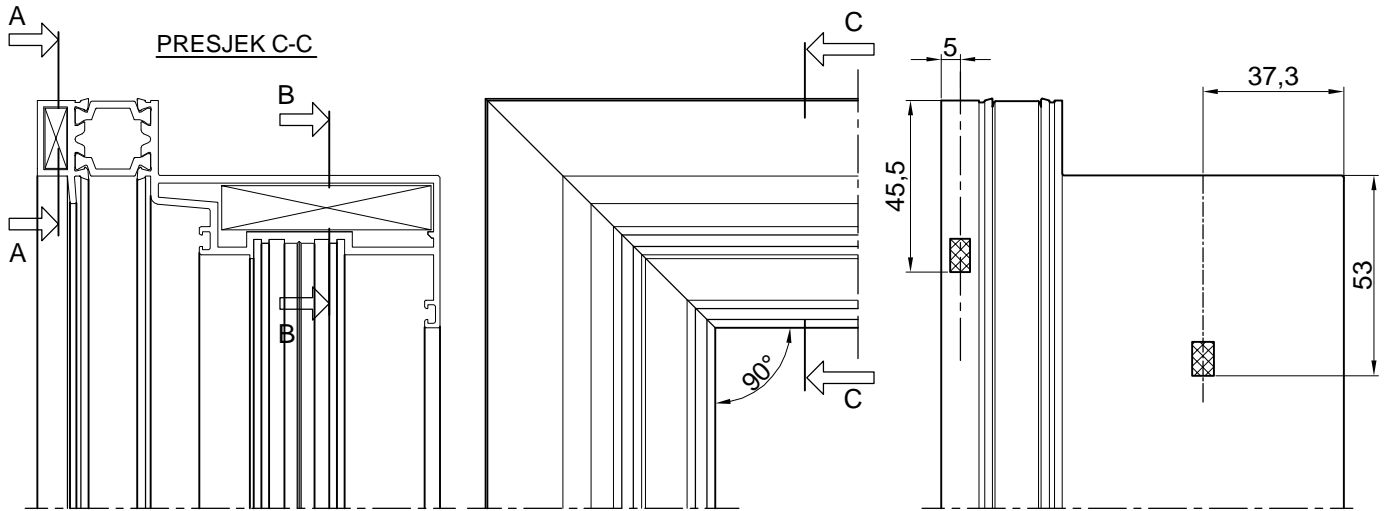
PRESJEK B-B



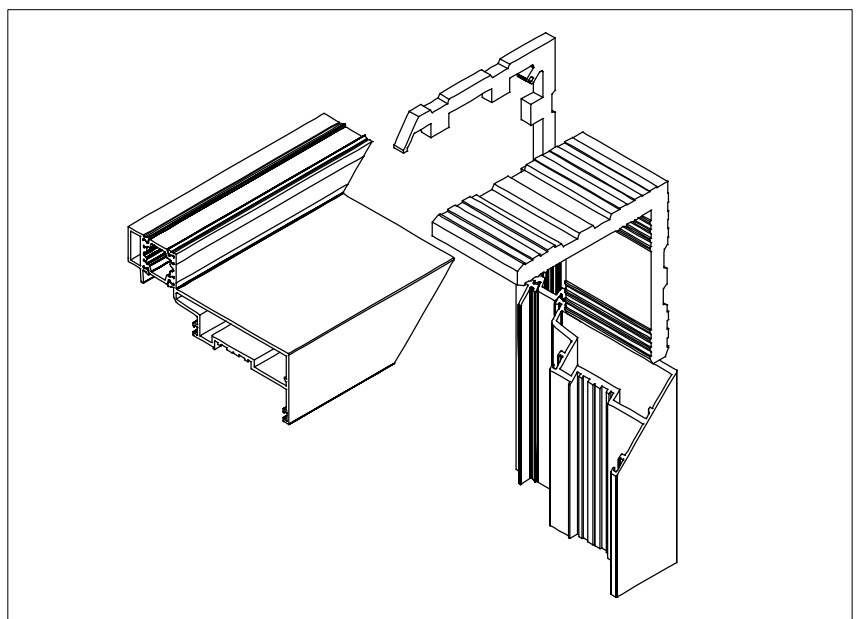
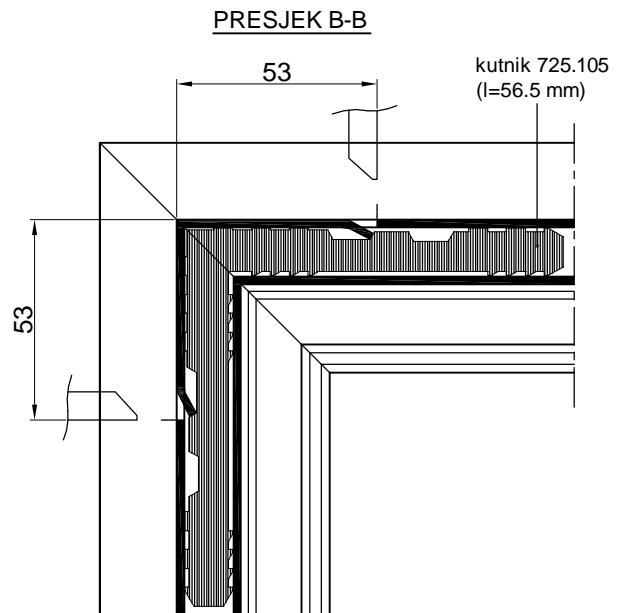
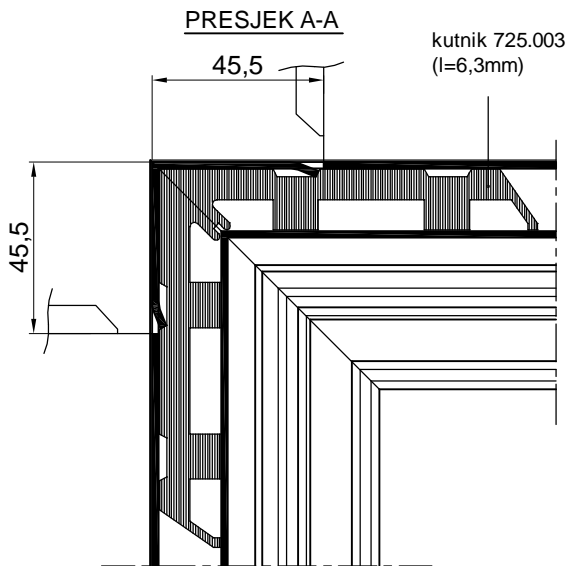
1. STROJNO UPREŠAVANJE
2. RUČNO UPREŠAVANJE-
ŠKARAMA
3. VIJČANA VEZA



- UPREŠAVANJE STJENKE PROFILA PREMA KUTNIKU

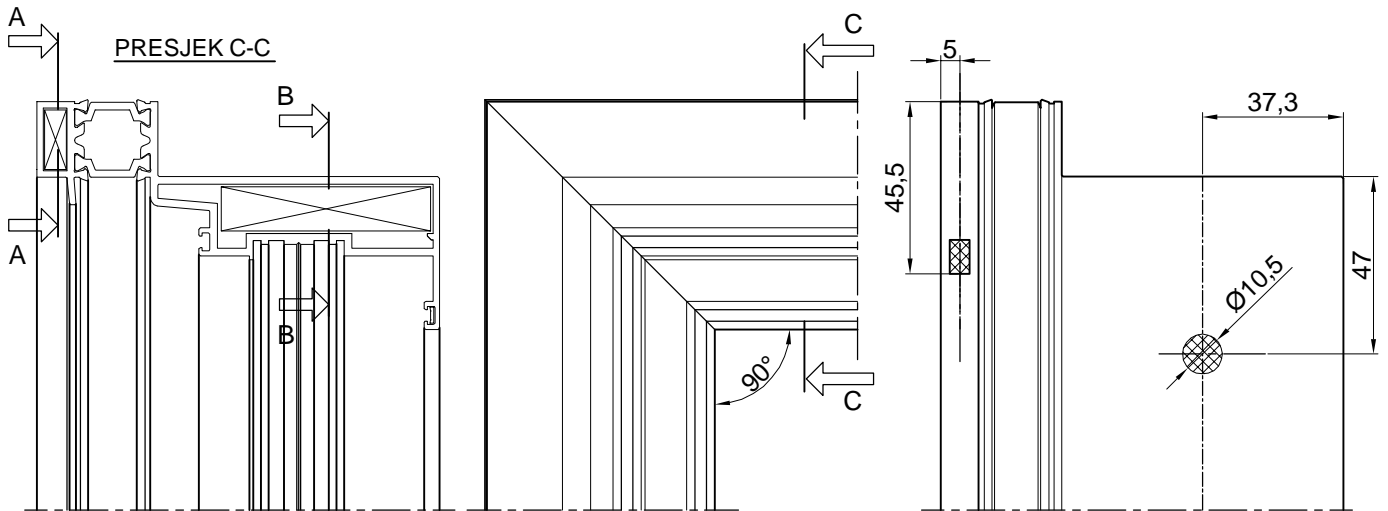


FT- 0133



1. STROJNO UPREŠAVANJE
2. RUČNO UPREŠAVANJE-ŠKARAMA

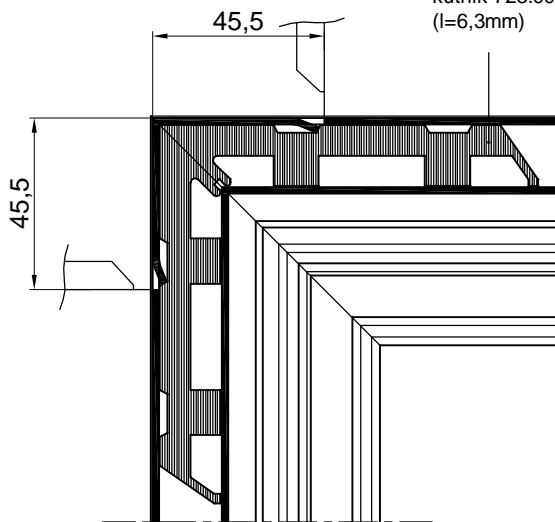
- VIJČANA VEZA PROFILA + UTISKIVANJE
STJENKE PREMA KUTNIKU



FT-0133

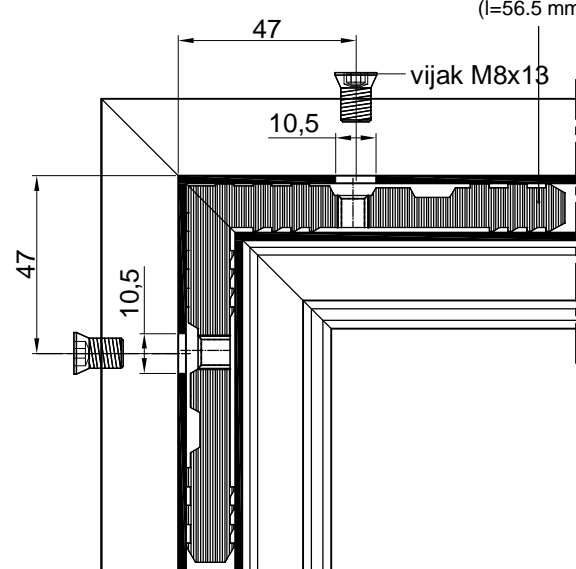
PRESJEK A-A

kutnik 725.003
(l=6,3mm)

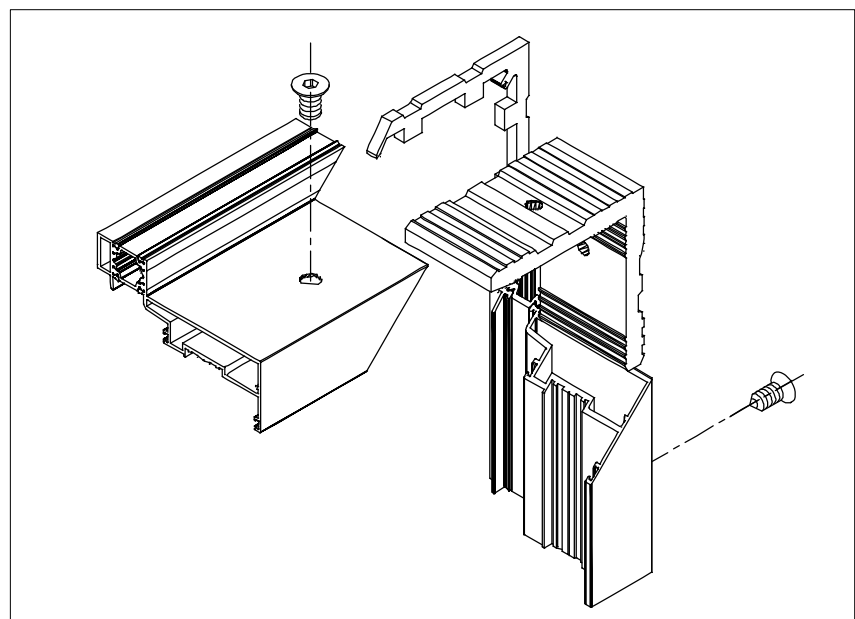


PRESJEK B-B

kutnik 725.106
(l=56.5 mm)

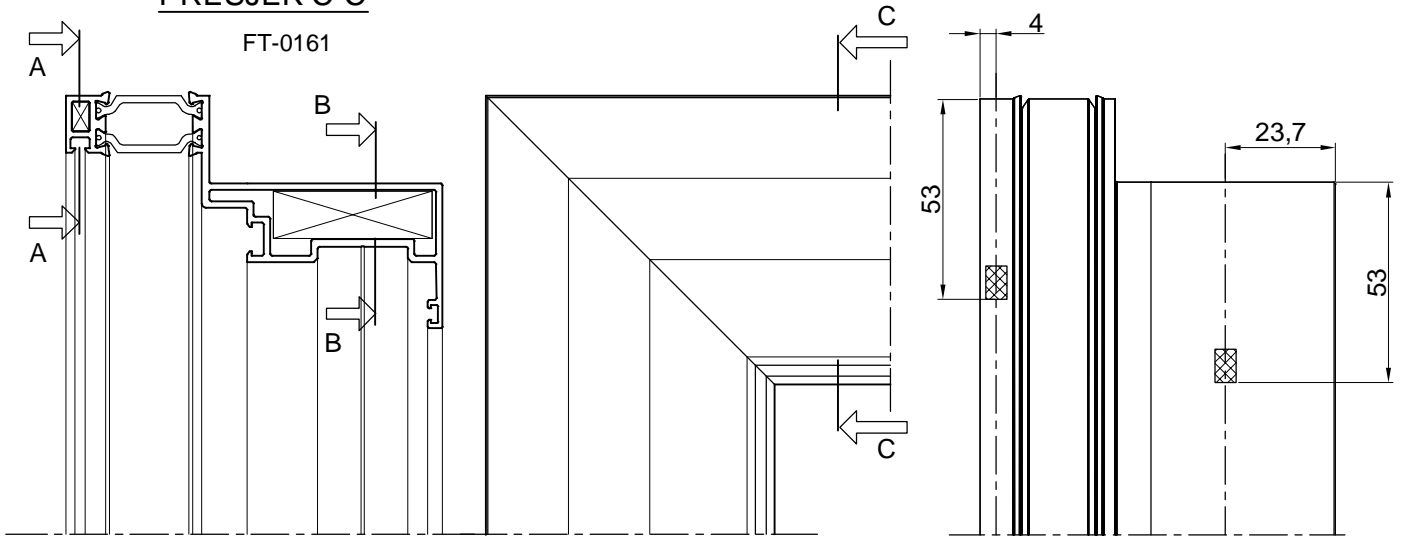


1. STROJNO UPREŠAVANJE
2. RUČNO UPREŠAVANJE-
ŠKARAMA
3. VIJČANA VEZA

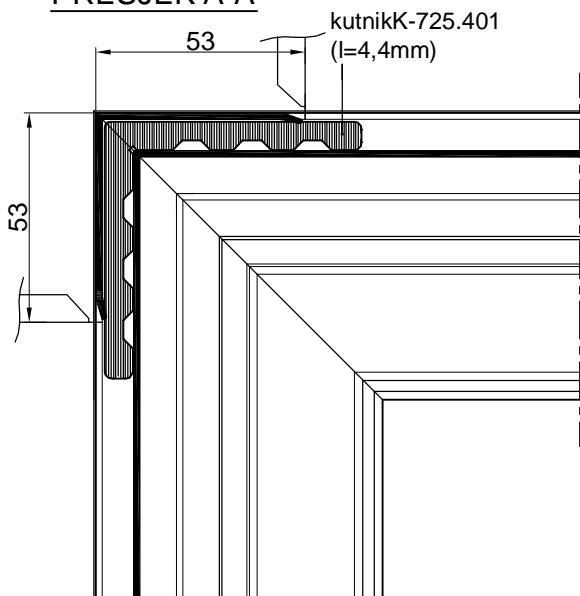


- UPREŠAVANJE STJENKE PROFILA PREMA KUTNIKU

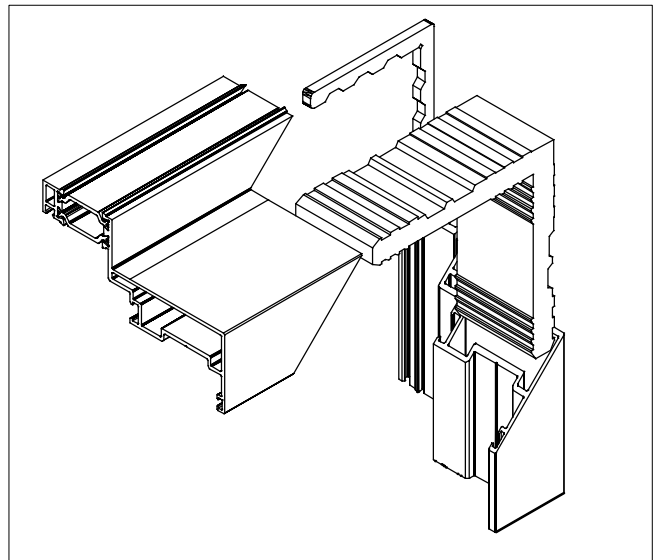
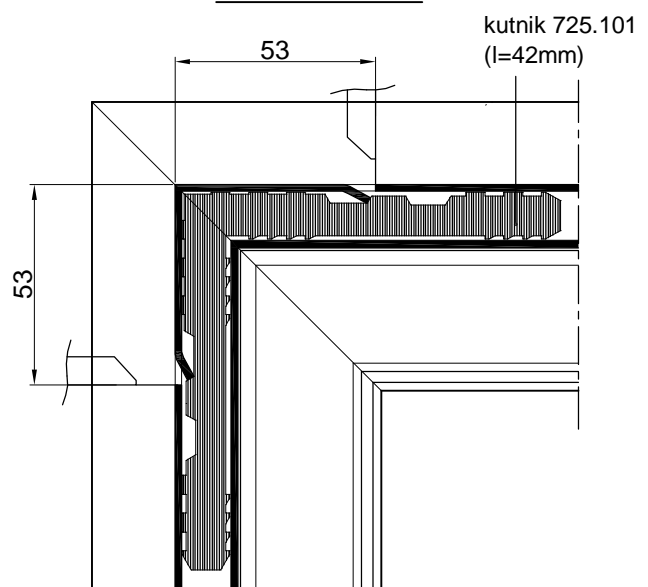
PRESJEK C-C



PRESJEK A-A



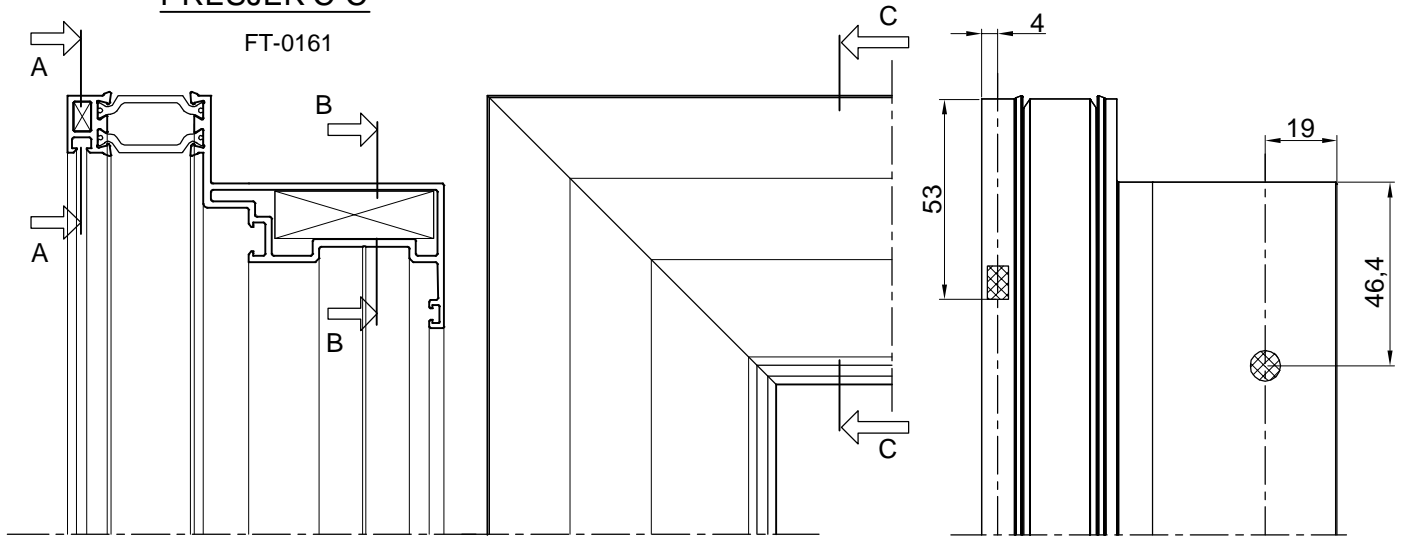
PRESJEK B-B



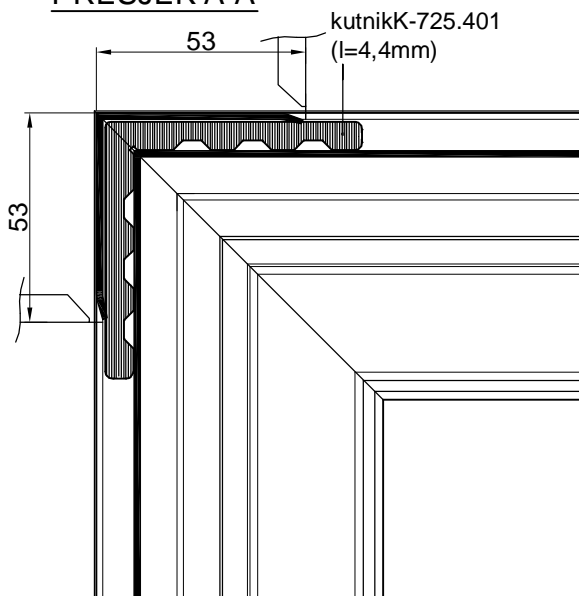
1. STROJNO UPREŠAVANJE
2. RUČNO UPREŠAVANJE-ŠKARAMA

- UPREŠAVANJE STJENKE PROFILA PREMA KUTNIKU

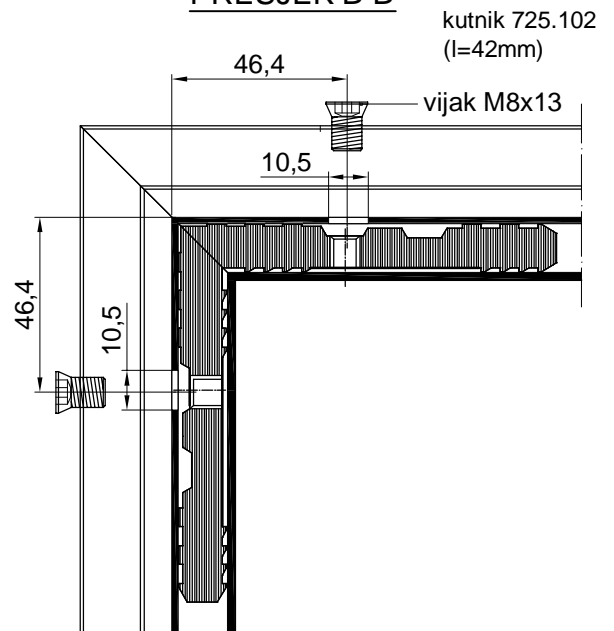
PRESJEK C-C



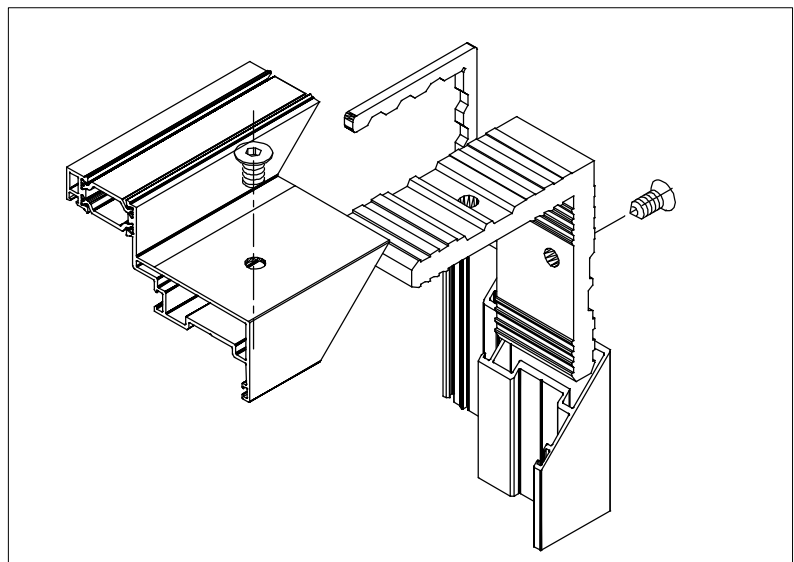
PRESJEK A-A



PRESJEK B-B



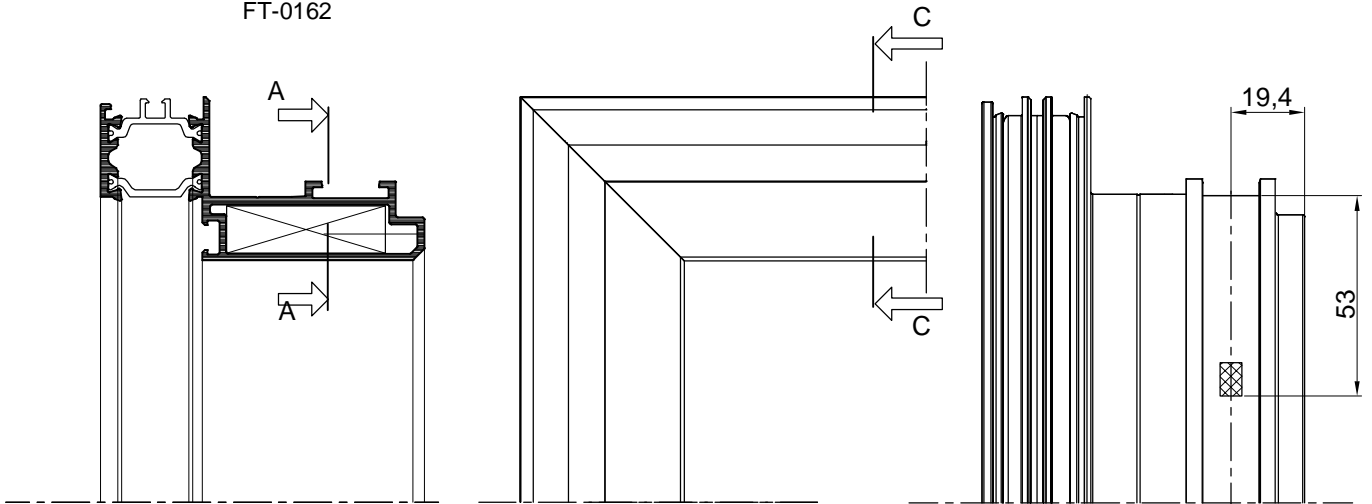
1. STROJNO UPREŠAVANJE
2. RUČNO UPREŠAVANJE-ŠKARAMA
3. VIJČANA VEZA



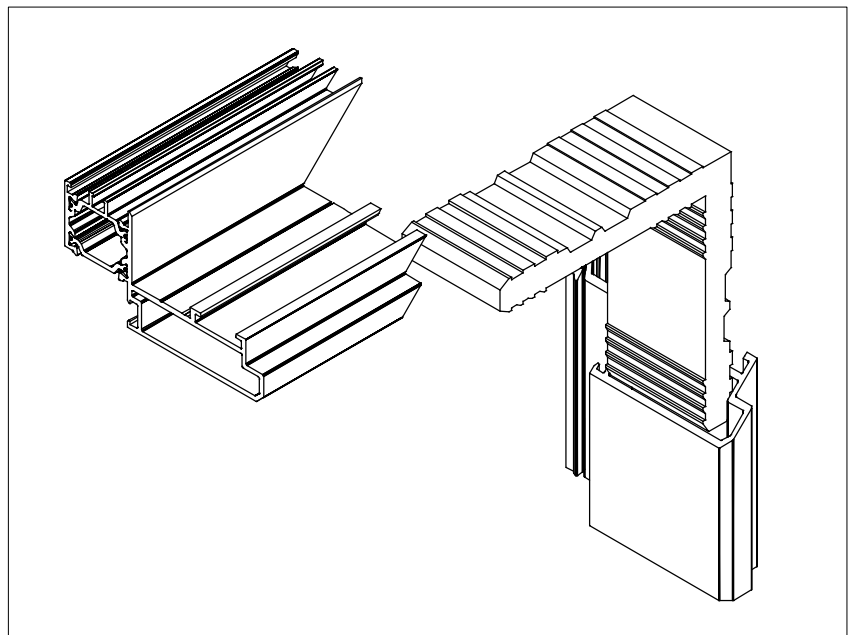
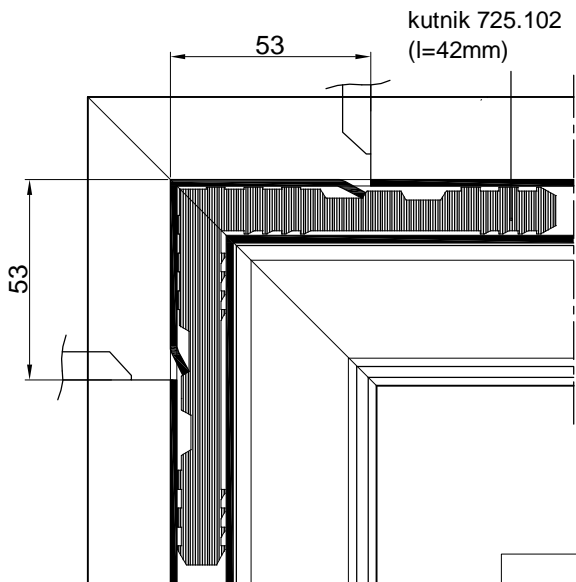
- UPREŠAVANJE STJENKE PROFILA PREMA KUTNIKU

PRESJEK C-C

FT-0162



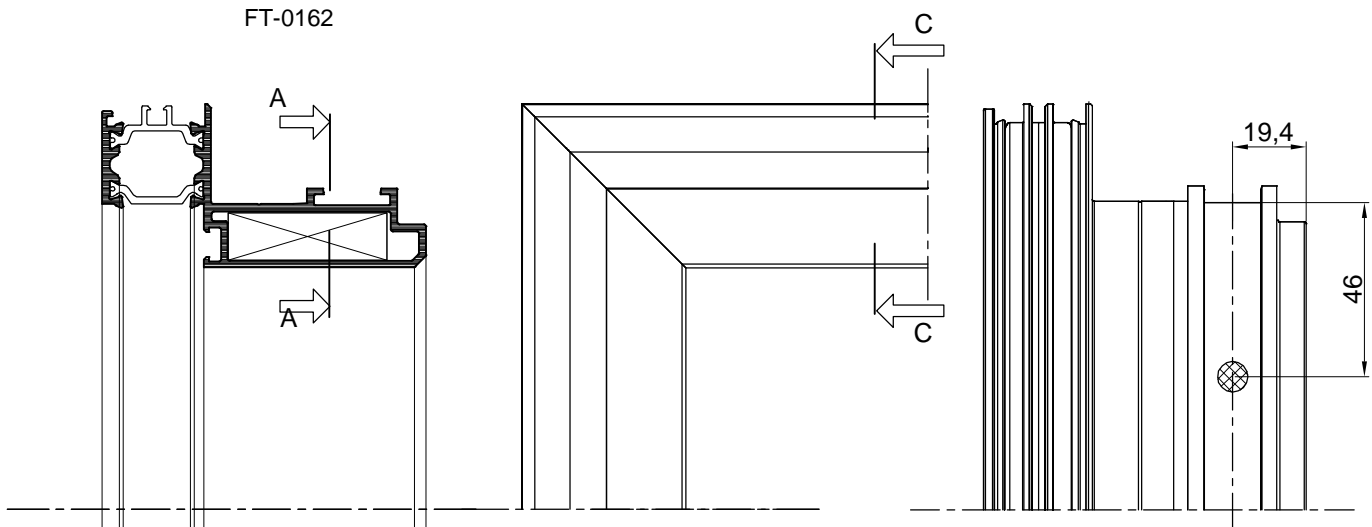
PRESJEK A-A



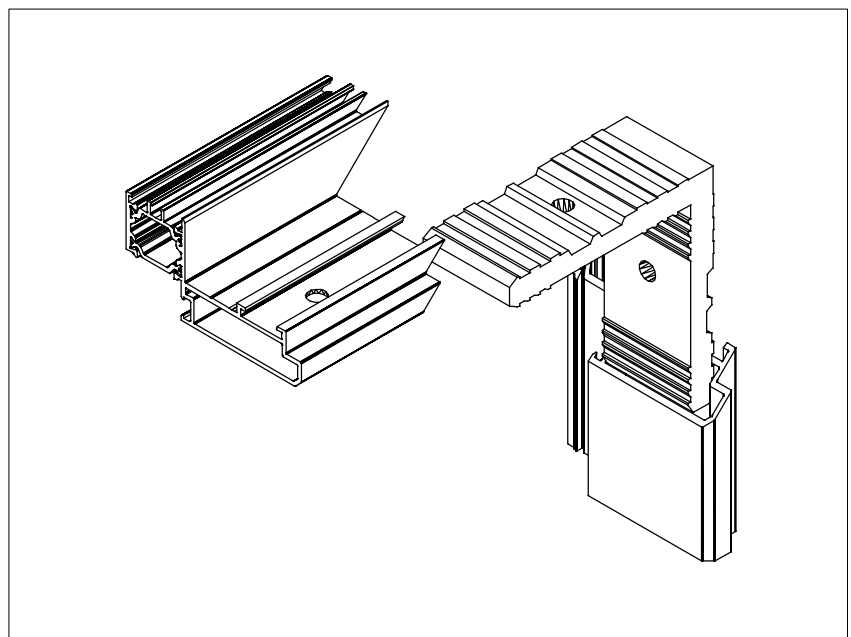
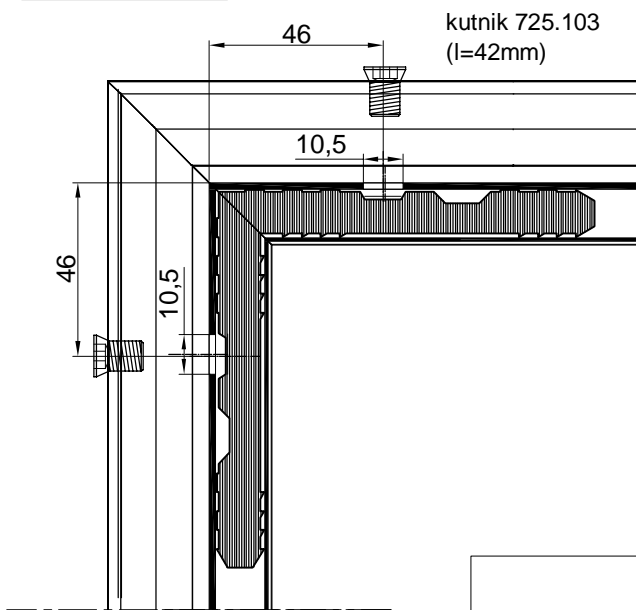
1. STROJNO UPREŠAVANJE
2. RUČNO UPREŠAVANJE-ŠKARAMA

- UPREŠAVANJE STJENKE PROFILA PREMA KUTNIKU

PRESJEK C-C



PRESJEK A-A

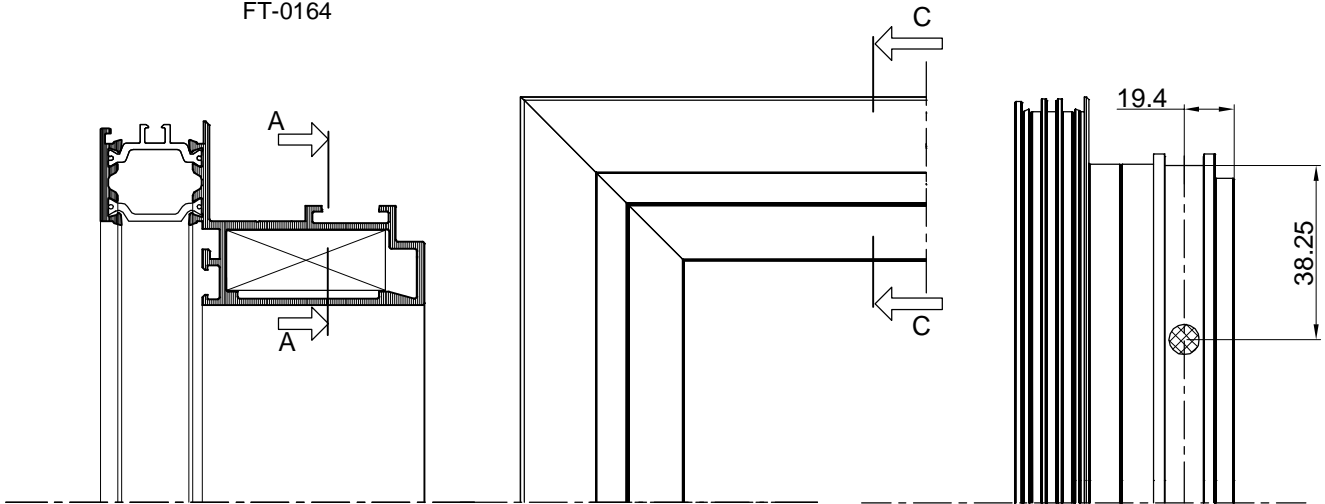


- | |
|-----------------------------------------------------------------------------------------------------------------------------------------|
| <ol style="list-style-type: none"> 1. STROJNO UPREŠAVANJE 2. RUČNO UPREŠAVANJE-ŠKARAMA 3. VIJČANA VEZA |
|-----------------------------------------------------------------------------------------------------------------------------------------|

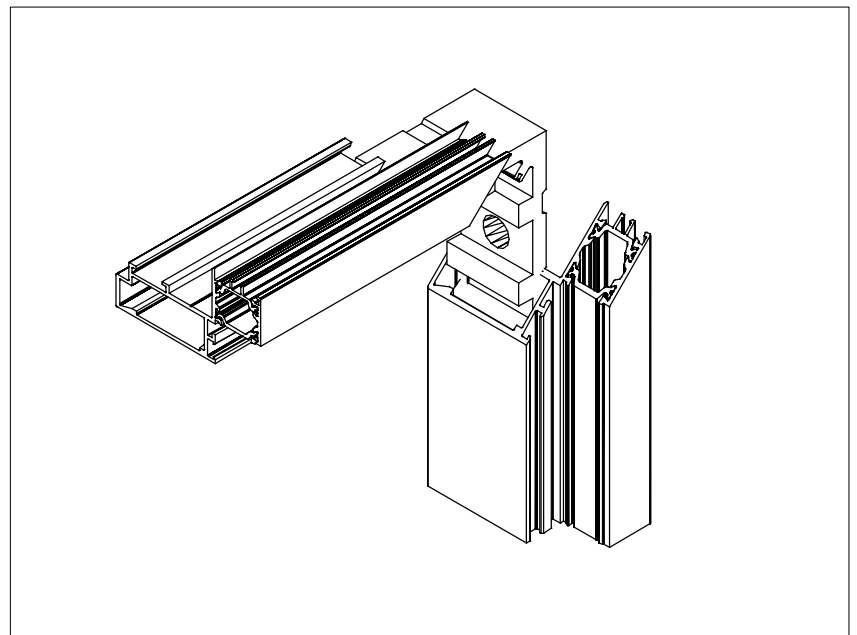
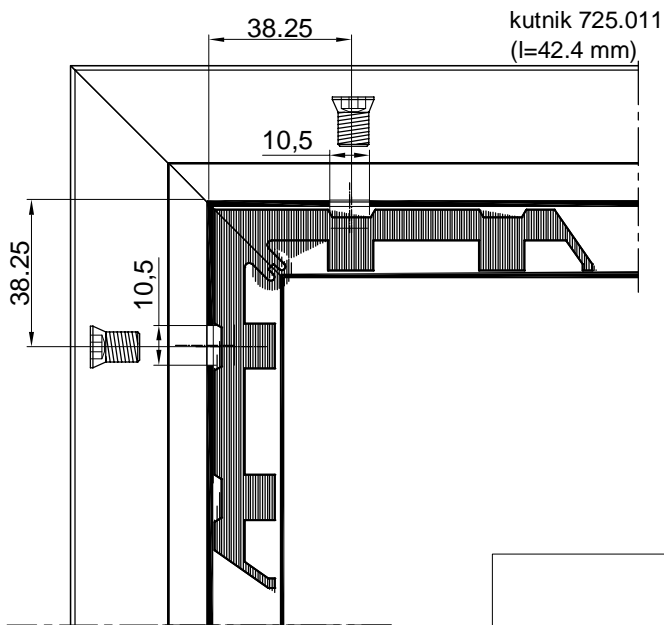
- UPREŠAVANJE STJENKE PROFILA PREMA KUTNIKU

PRESJEK C-C

FT-0164



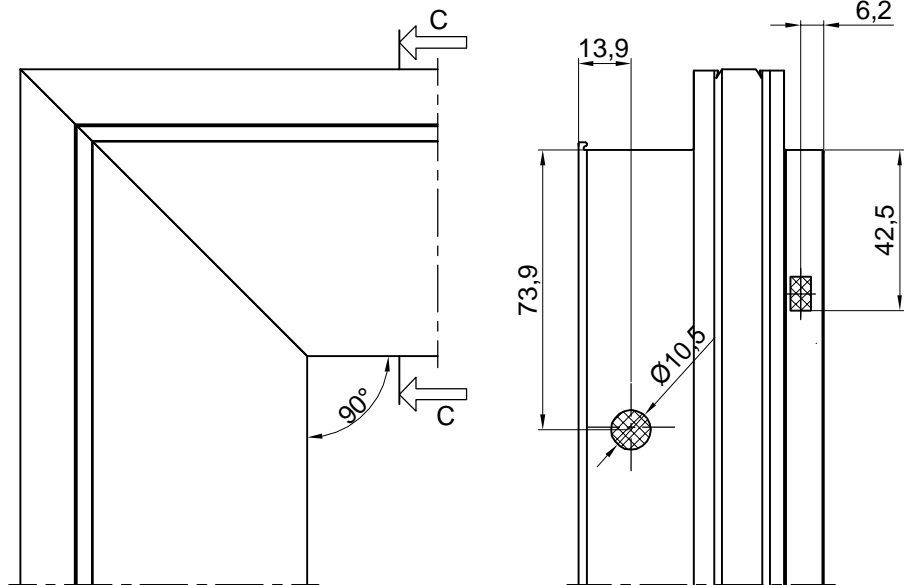
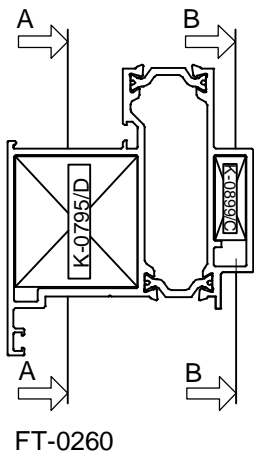
PRESJEK A-A



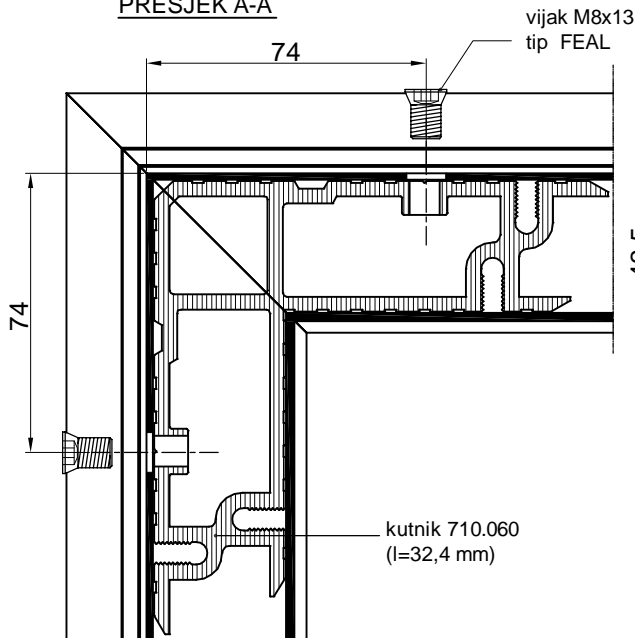
- | |
|-----------------------------------------------------------------------------------------------------------------------------------------|
| <ol style="list-style-type: none"> 1. STROJNO UPREŠAVANJE 2. RUČNO UPREŠAVANJE-ŠKARAMA 3. VIJČANA VEZA |
|-----------------------------------------------------------------------------------------------------------------------------------------|

-RAM VRATA VS 65 U FASADI

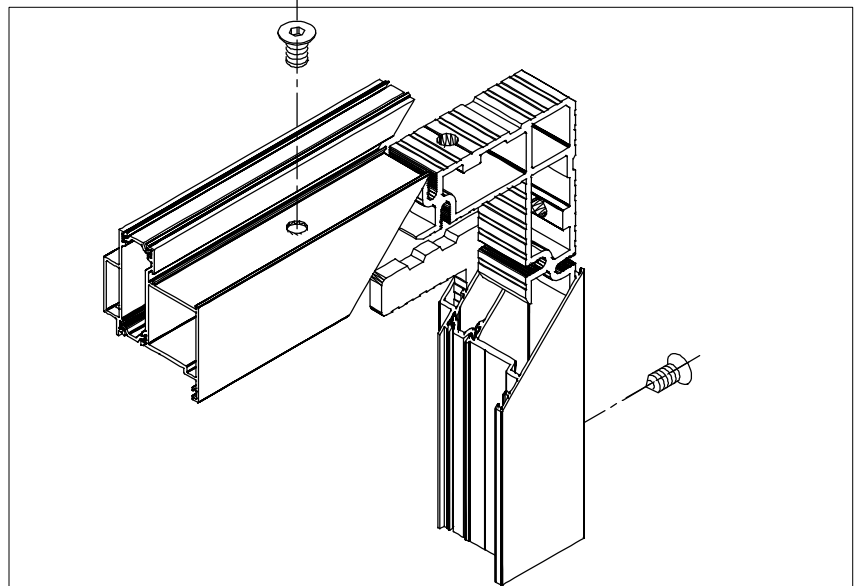
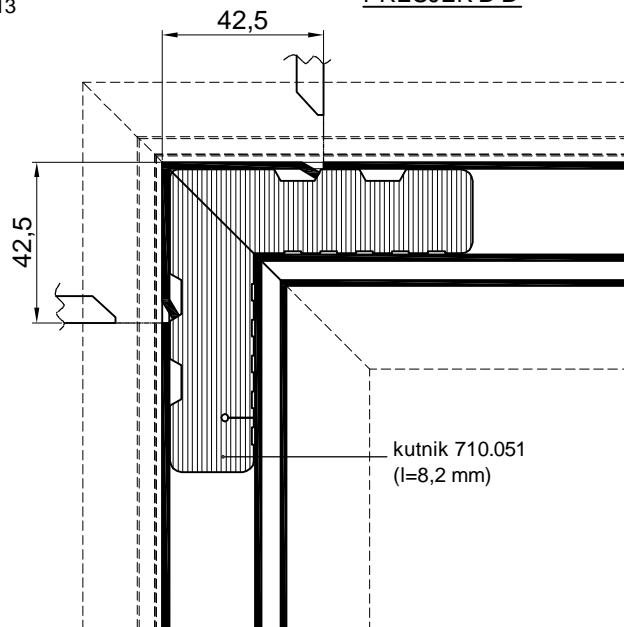
PRESJEK C-C



PRESJEK A-A



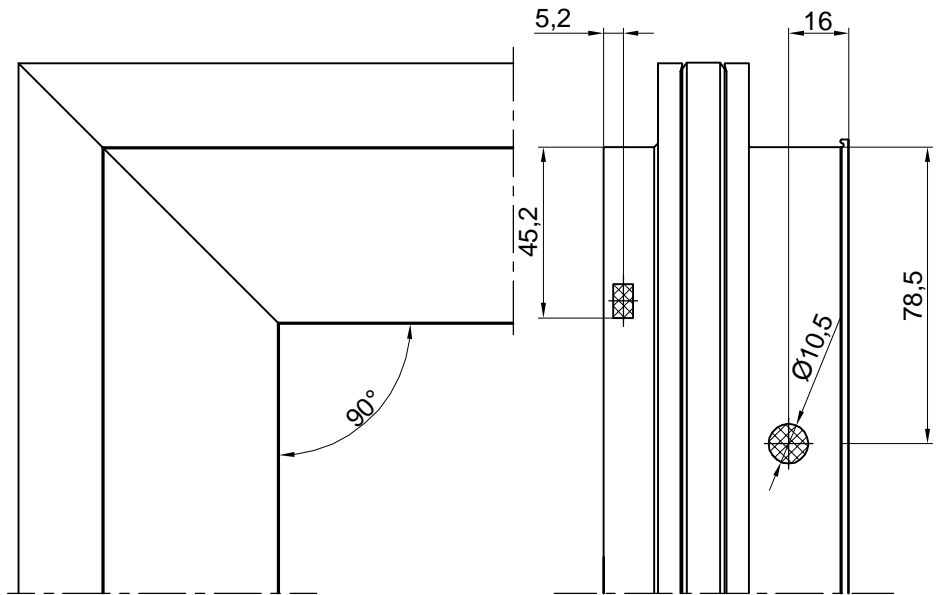
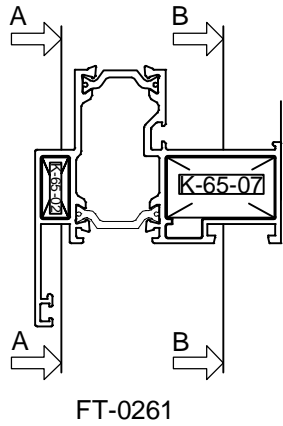
PRESJEK B-B



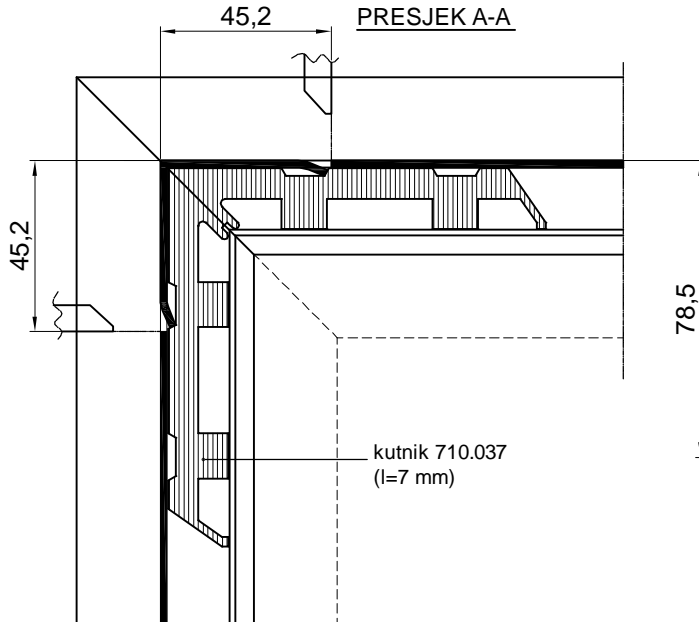
1. STROJNO UPREŠAVANJE
2. RUČNO UPREŠAVANJE-ŠKARAMA
3. VIJČANA VEZA

-RAM PROZORA TERMO 65 U FASADI

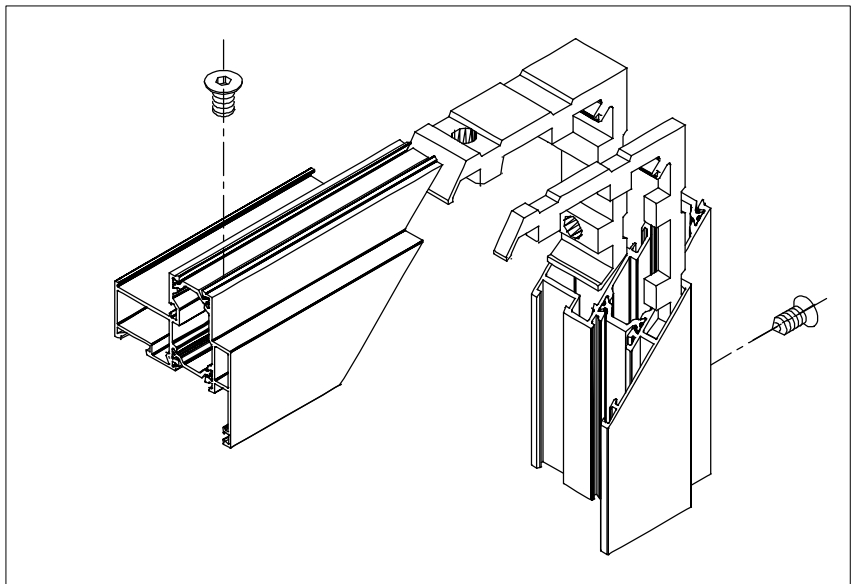
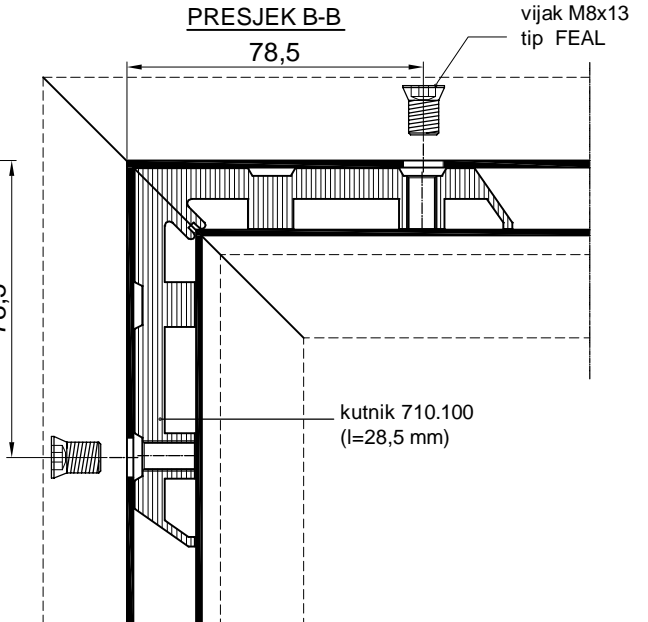
PRESJEK C-C



PRESJEK A-A

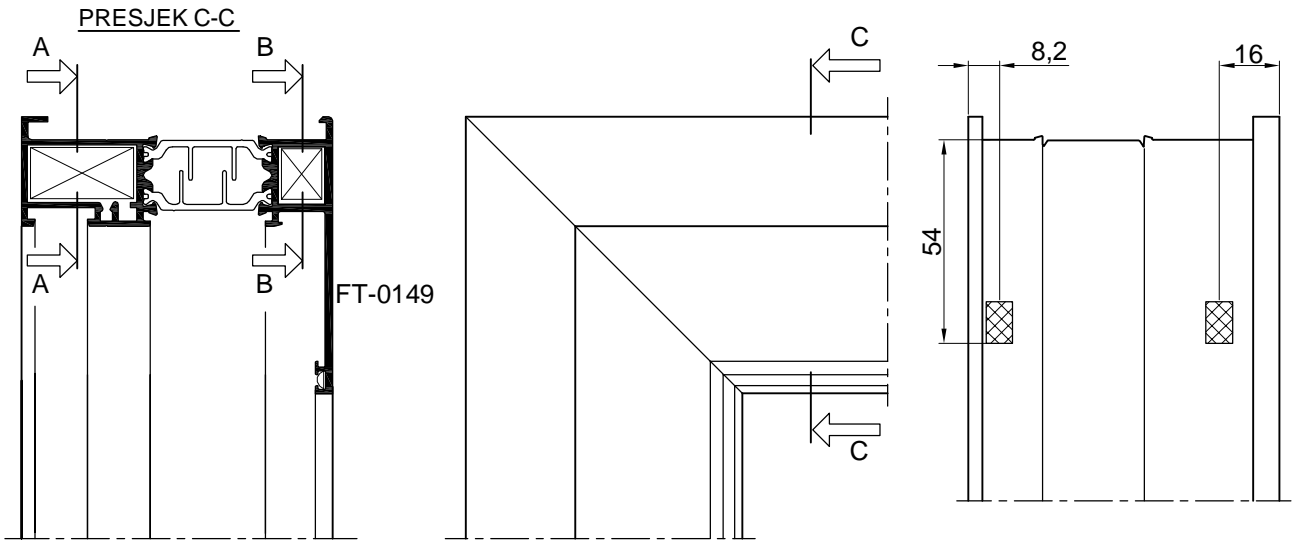


PRESJEK B-B

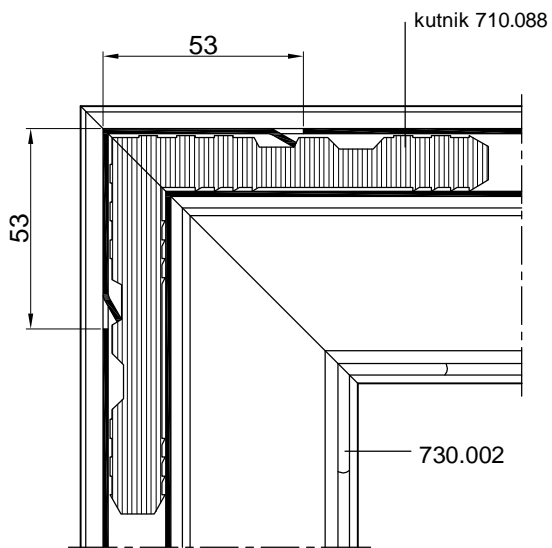


1. STROJNO UPREŠAVANJE
2. RUČNO UPREŠAVANJE-ŠKARAMA
3. VIJČANA VEZA

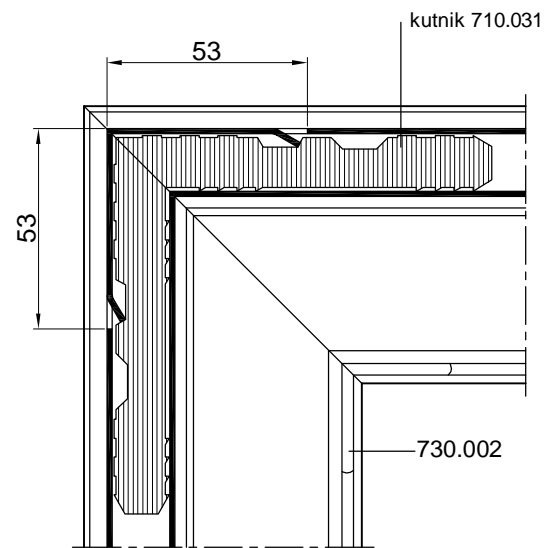
UPREŠAVANJE STJENKE PROFILA PREMA KUTNIKU



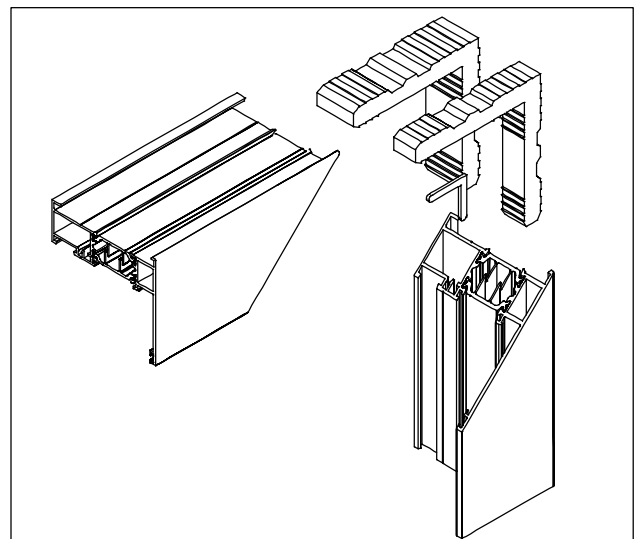
PRESJEK A-A



PRESJEK B-B

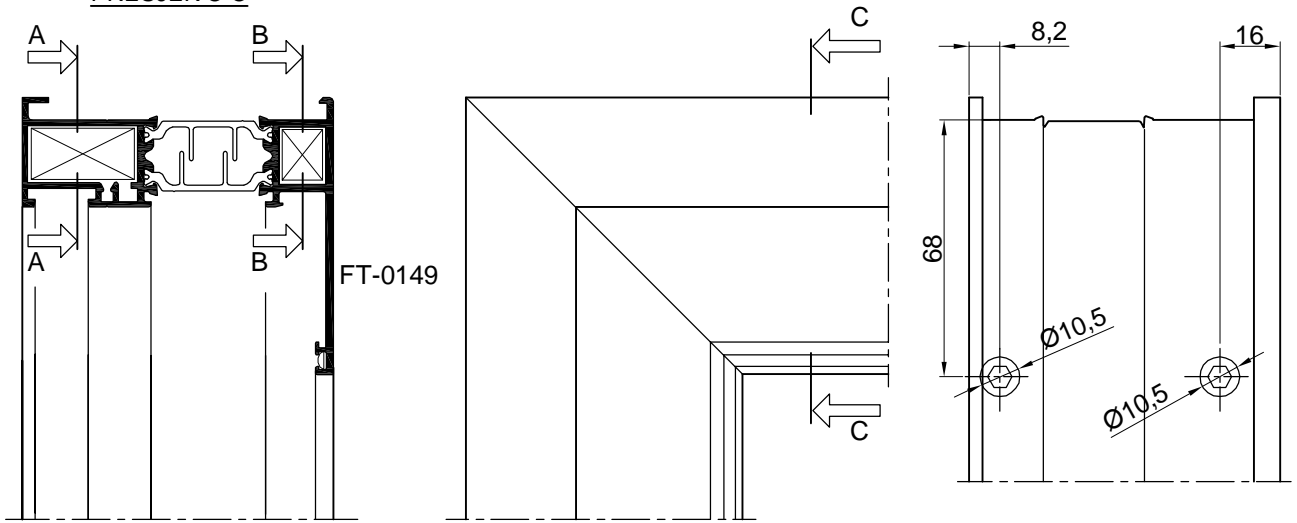


1. STROJNO UPREŠAVANJE
2. RUČNO UPREŠAVANJE-ŠKARAMA

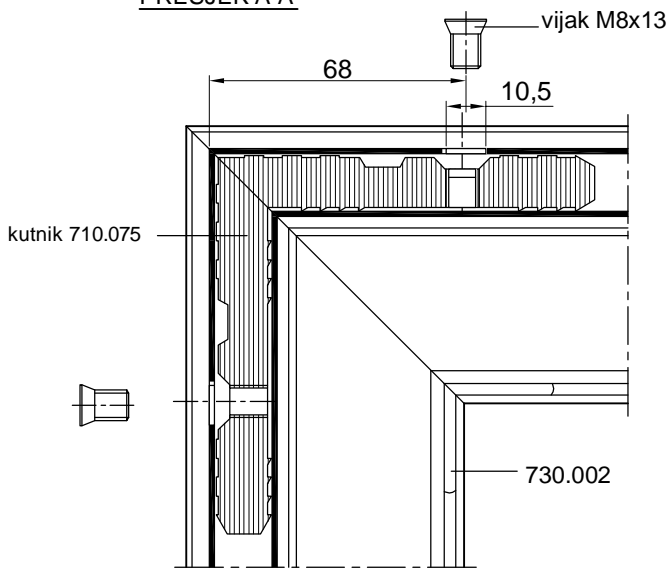


VIJČANA VEZA

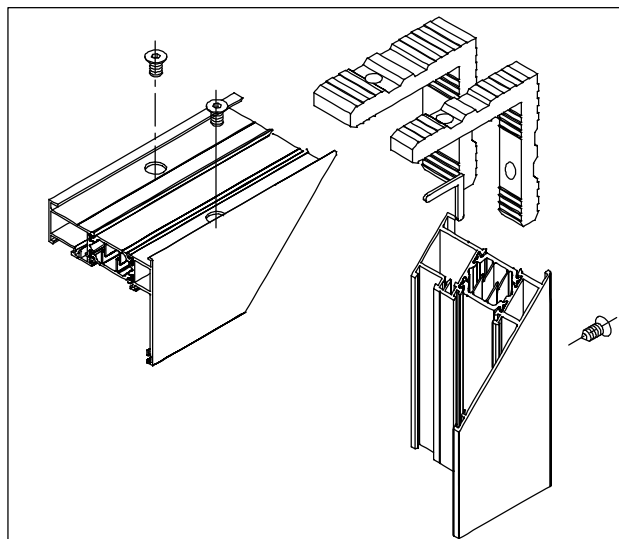
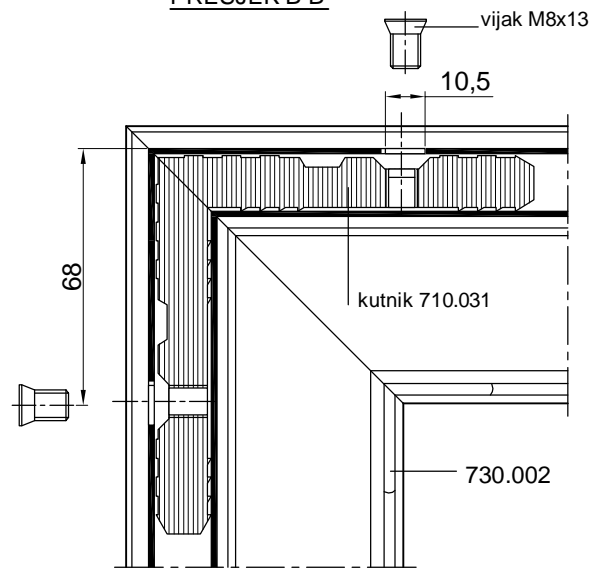
PRESJEK C-C



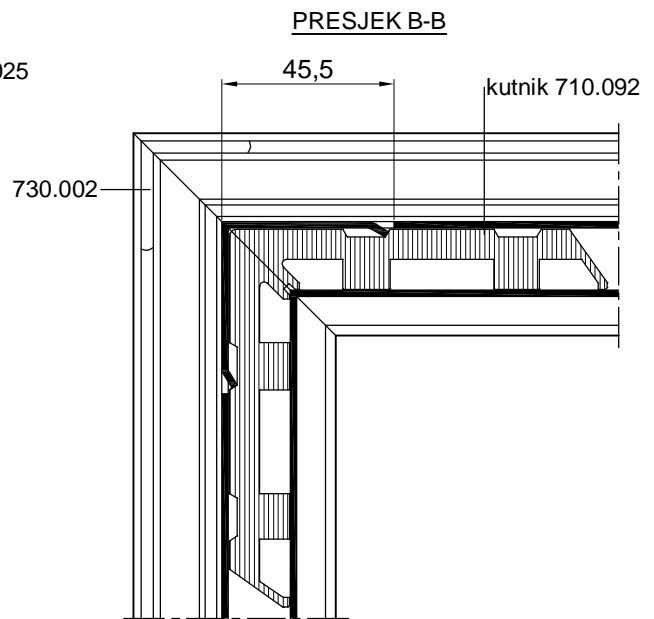
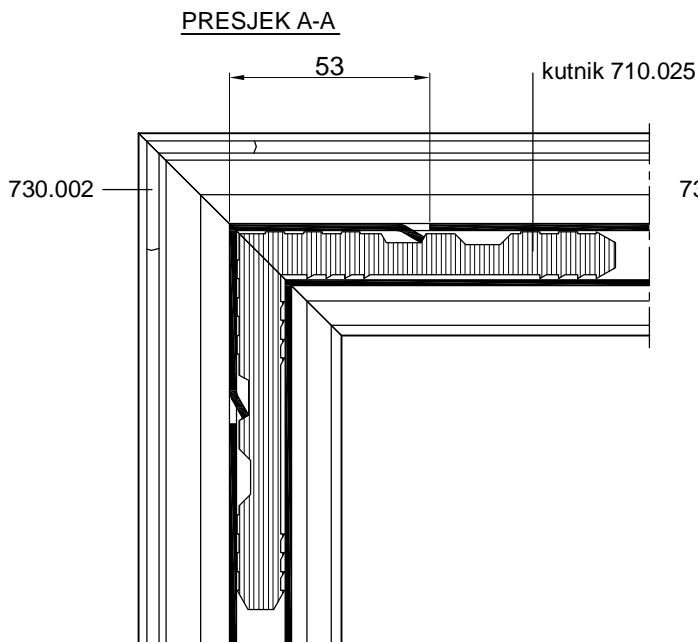
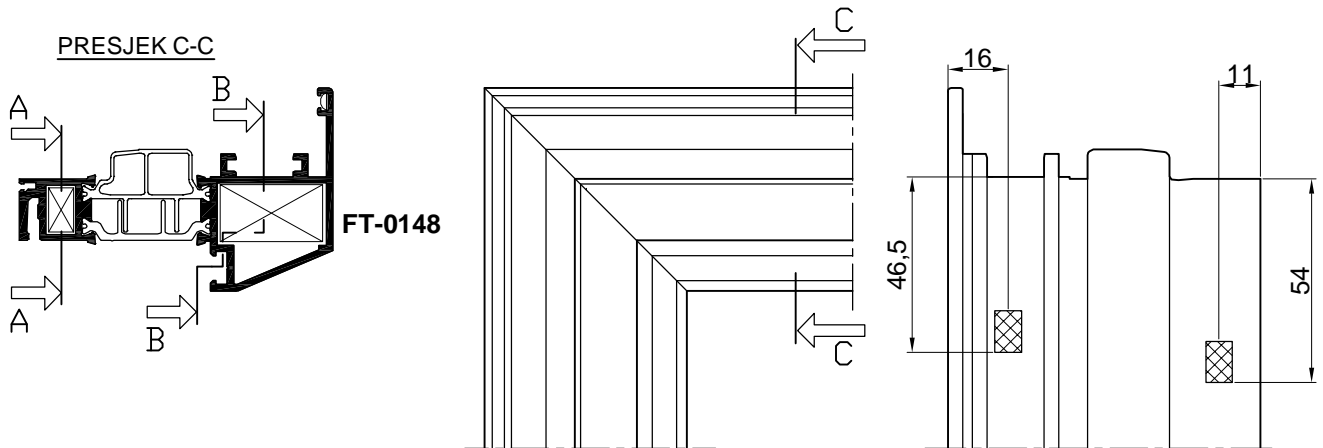
PRESJEK A-A



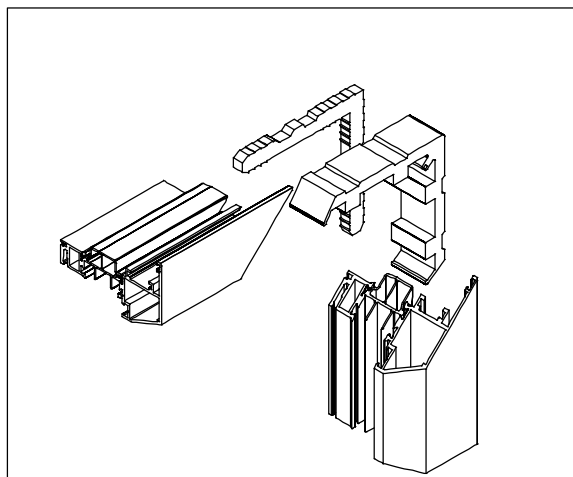
PRESJEK B-B



UPREŠAVANJE STJENKE PROFILA PREMA KUTNIKU

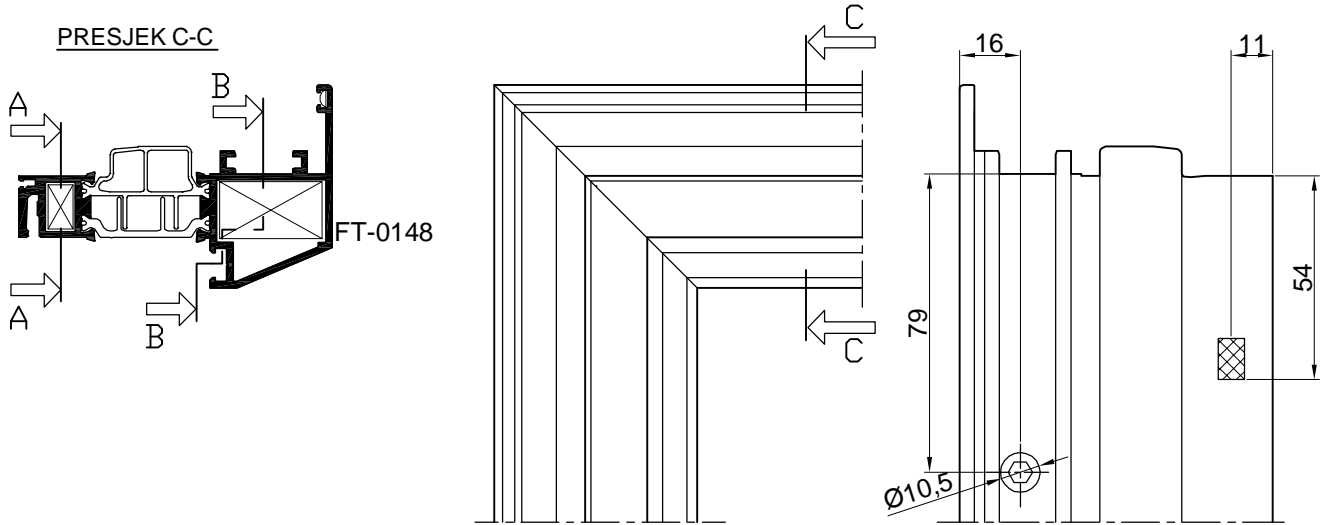


1. STROJNO UPREŠAVANJE
2. RUČNO UPREŠAVANJE-ŠKARAMA

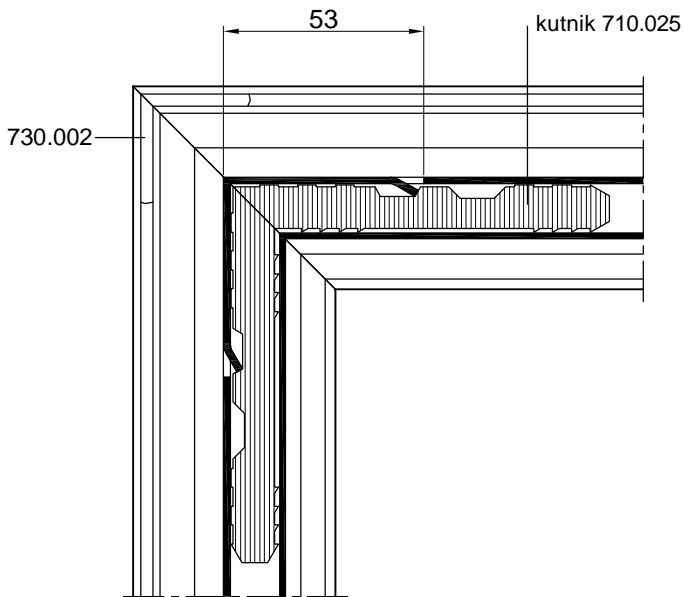


- VIJČANA VEZA PROFILA
- + UTISKIVANJE STJENKE PREMA KUTNIKU

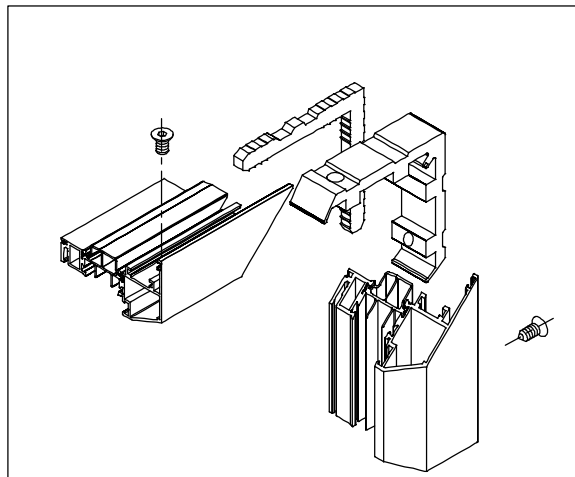
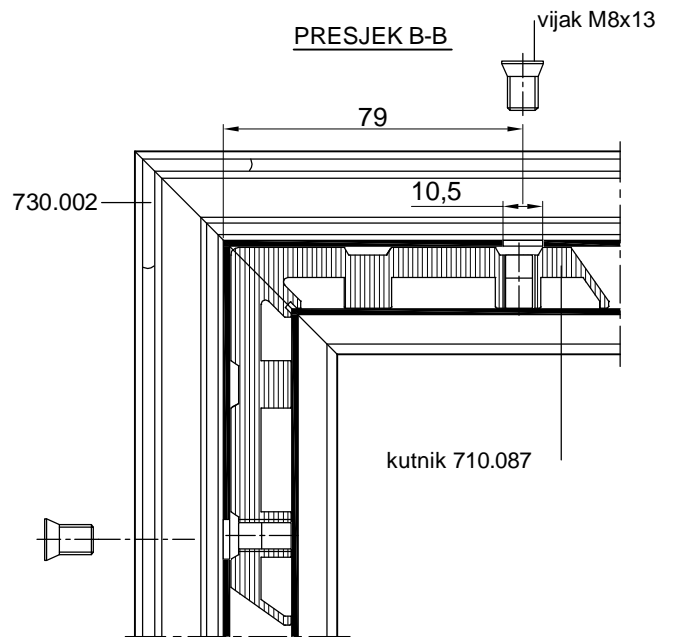
PRESJEK C-C



PRESJEK A-A

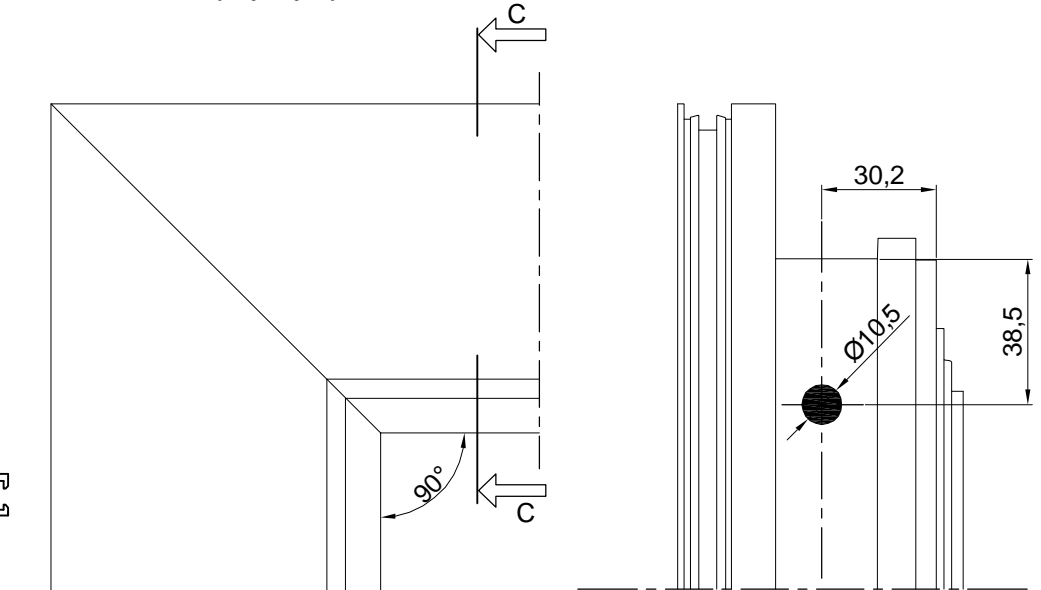
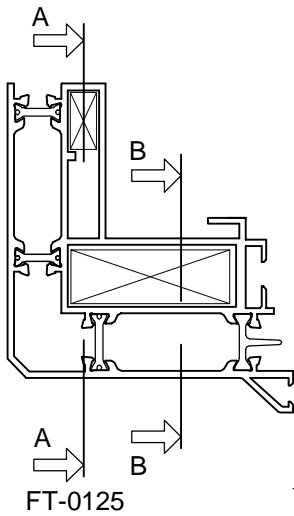


PRESJEK B-B

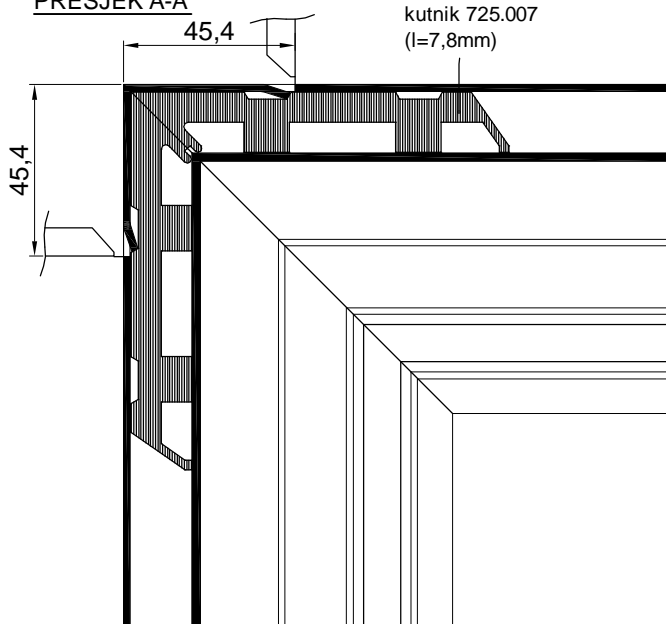


OBRADA - krovni prozor (ram)

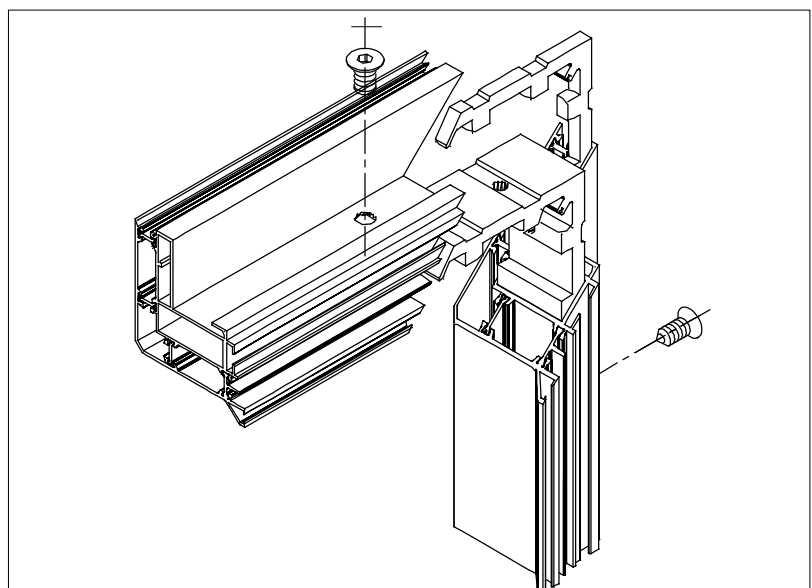
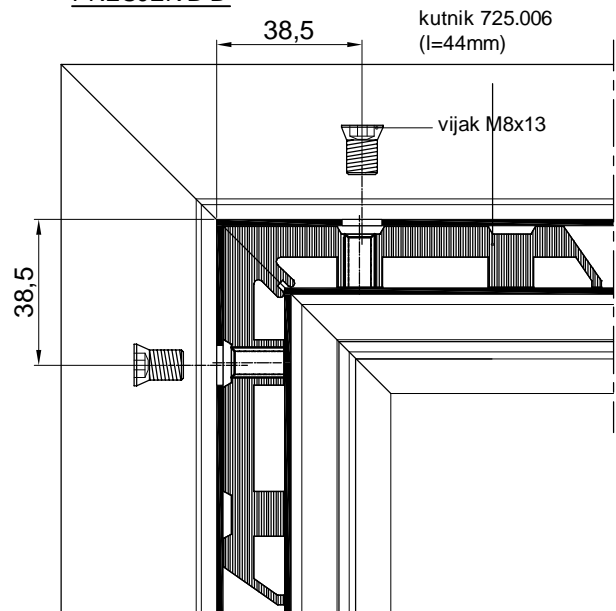
PRESJEK C-C



PRESJEK A-A



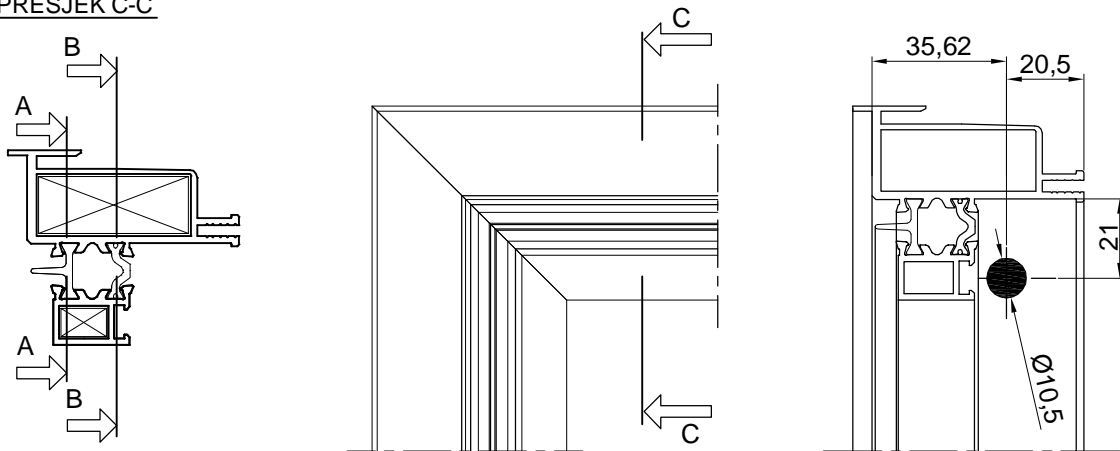
PRESJEK B-B



1. STROJNO UPREŠAVANJE
2. RUČNO UPREŠAVANJE-ŠKARAMA
3. VIJČANA VEZA

OBRADA - krovni prozor (krilo)

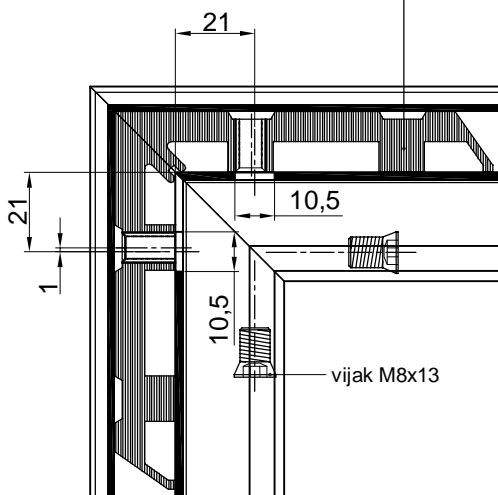
PRESJEK C-C



FT-0124

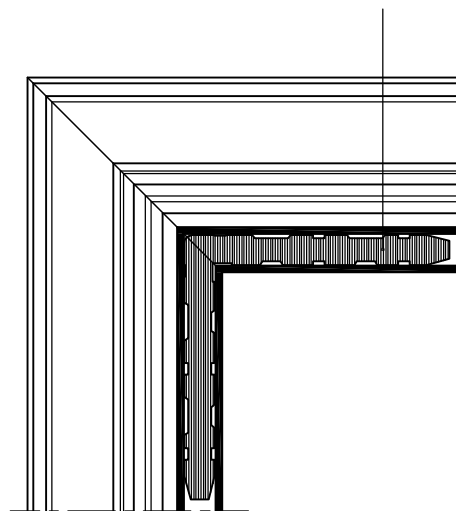
PRESJEK A-A

kutnik 725.005
(l=40mm)

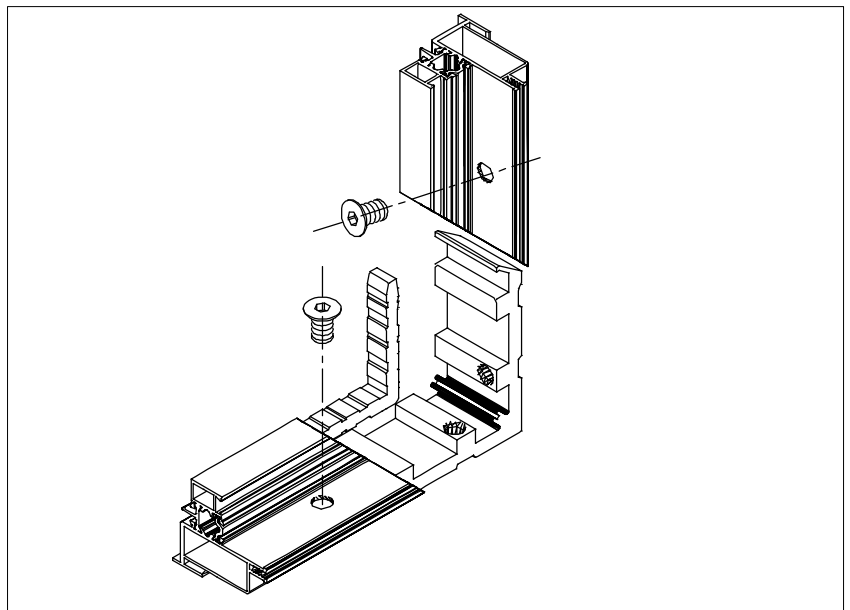


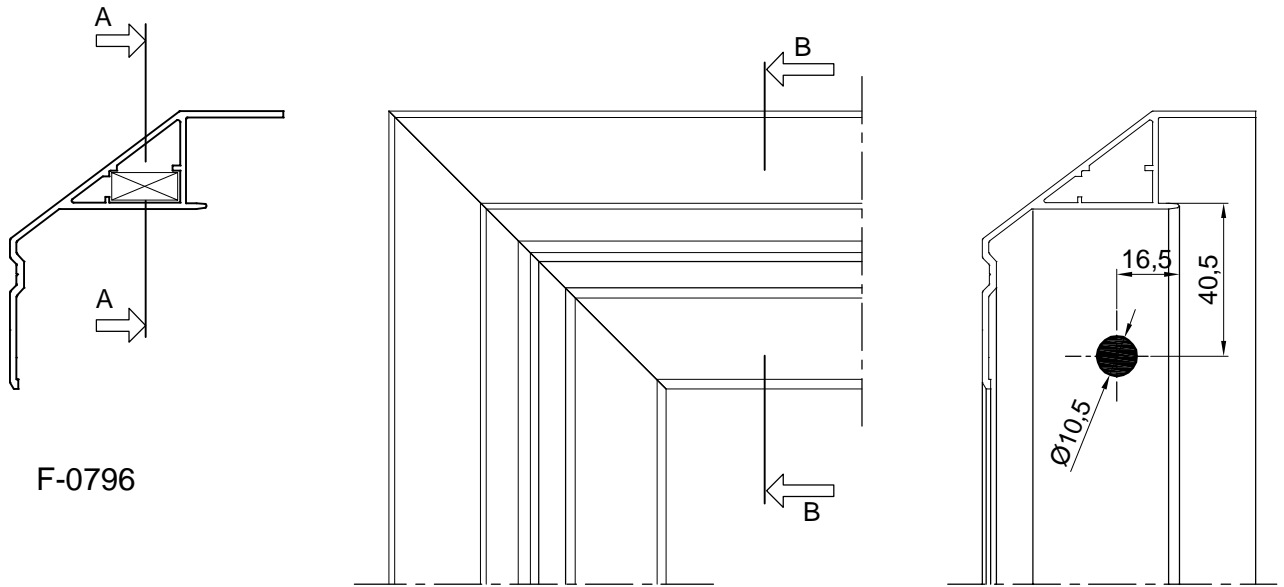
PRESJEK B-B

kutnik 725.201
(l=12,5mm)



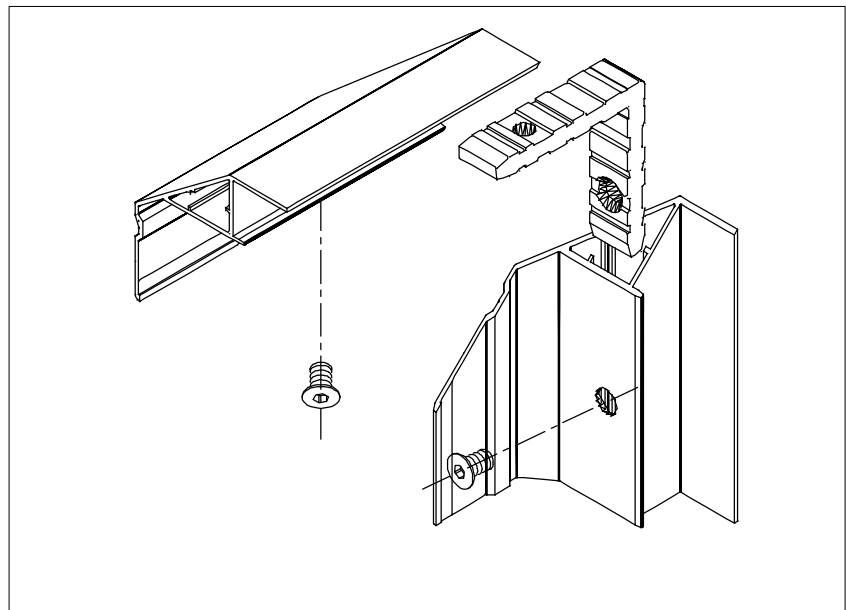
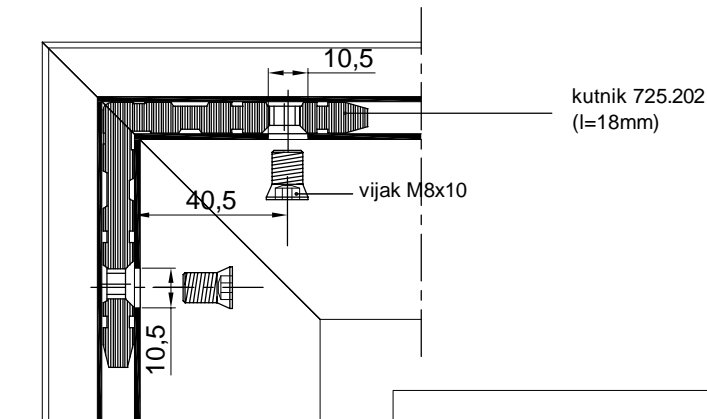
1. STROJNO UPREŠAVANJE
2. RUČNO UPREŠAVANJE-ŠKARAMA
3. VIJČANA VEZA

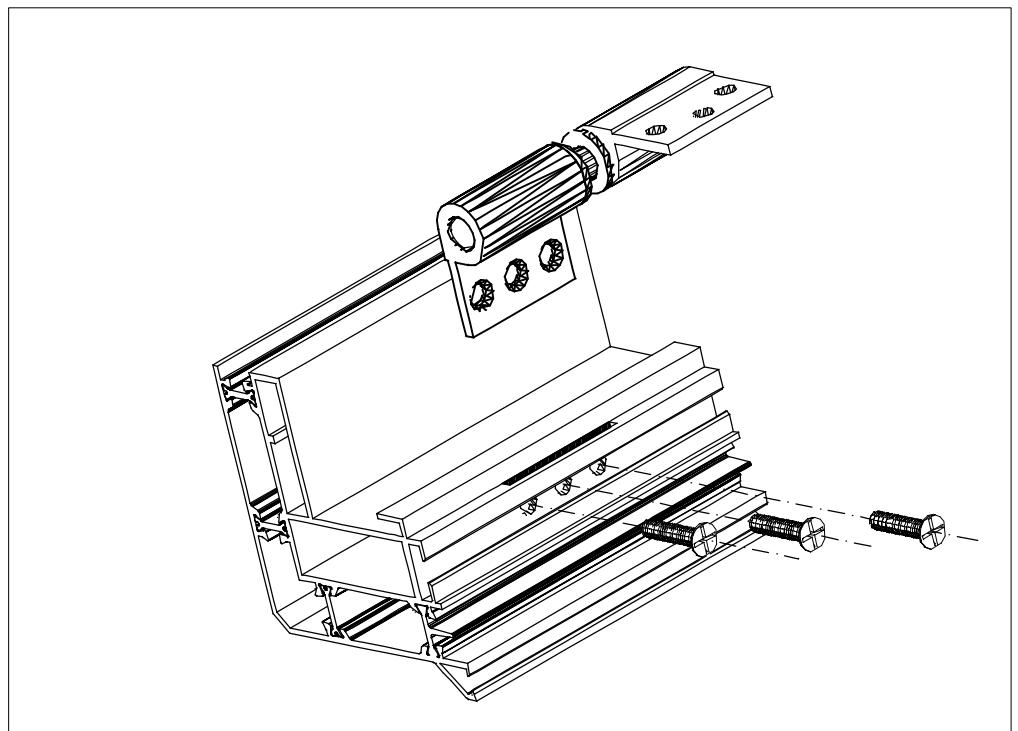
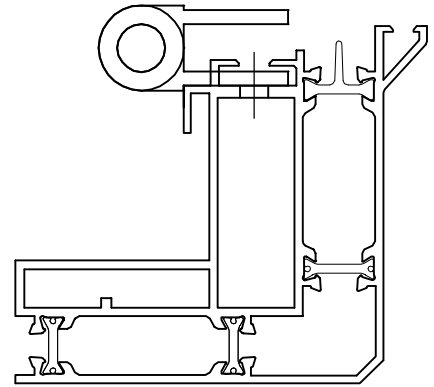
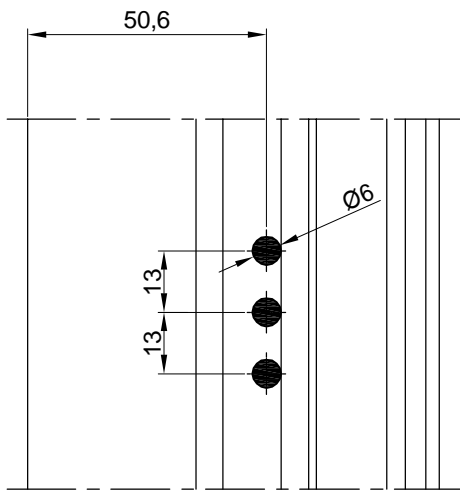
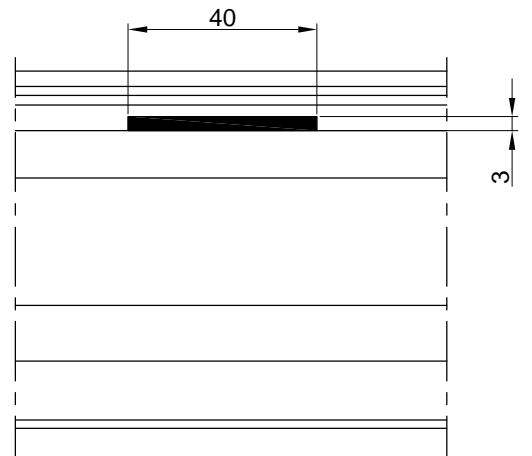
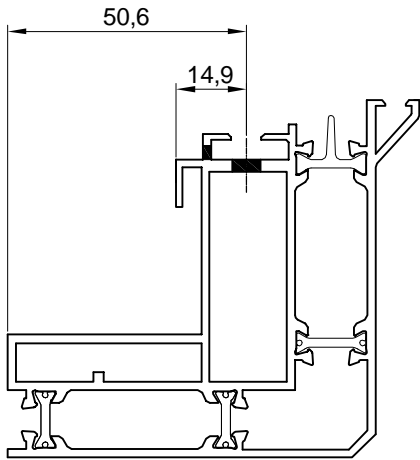




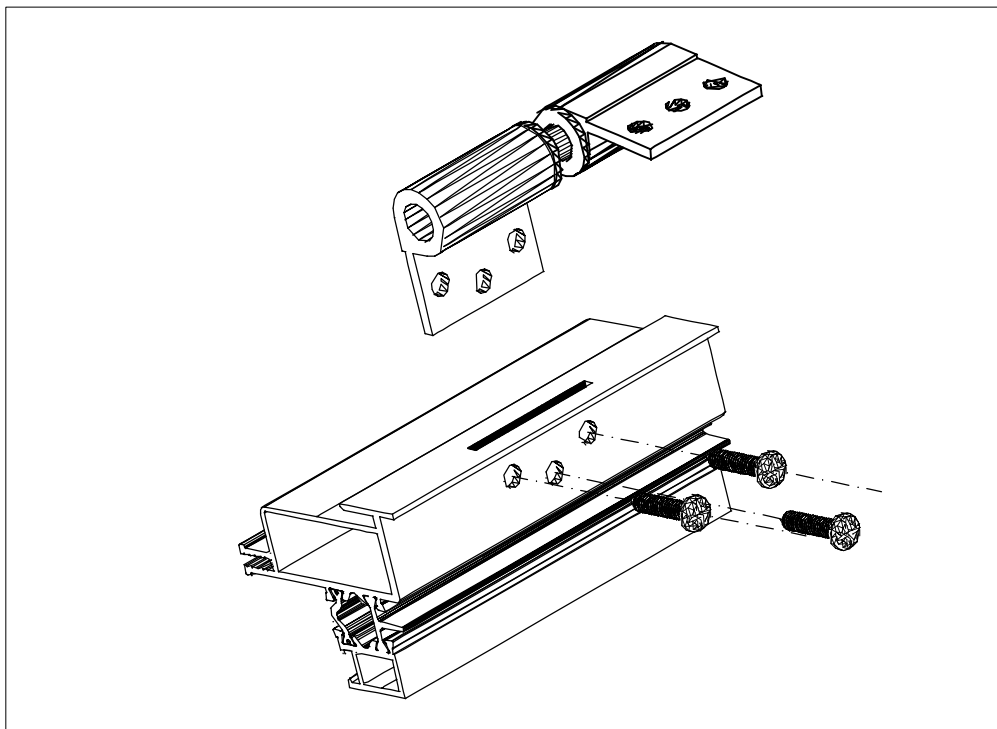
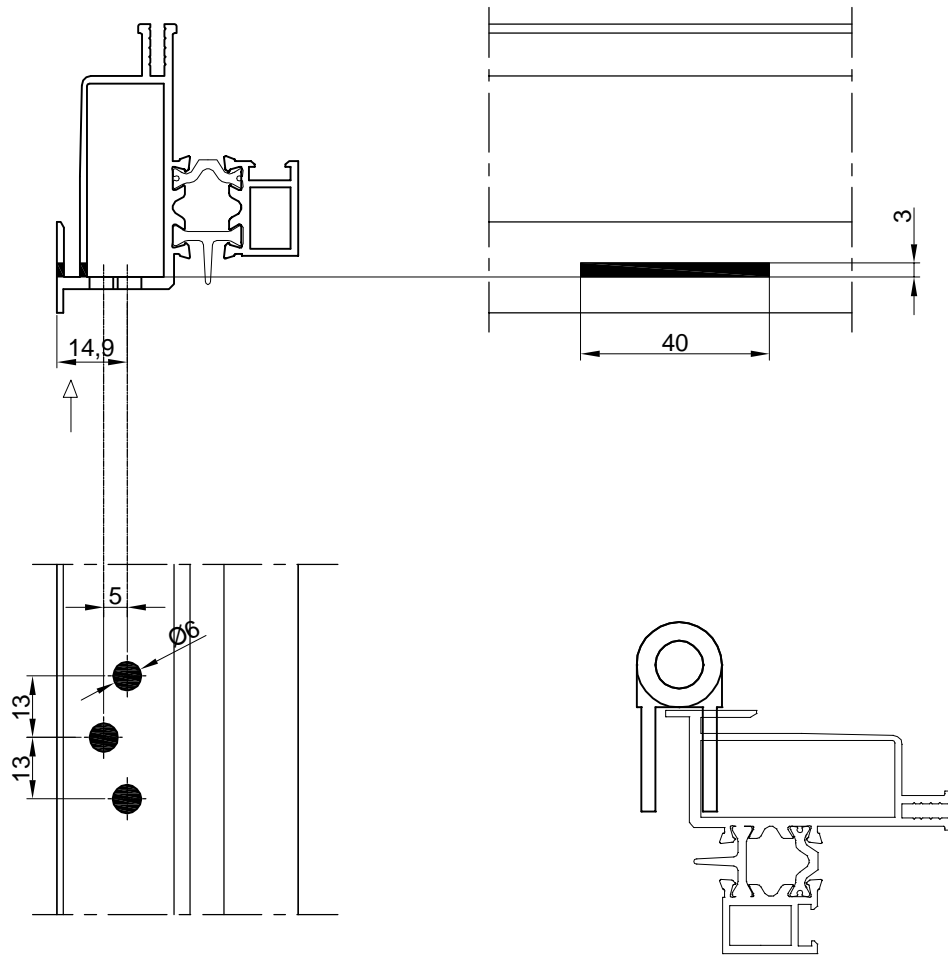
F-0796

PRESJEK A-A

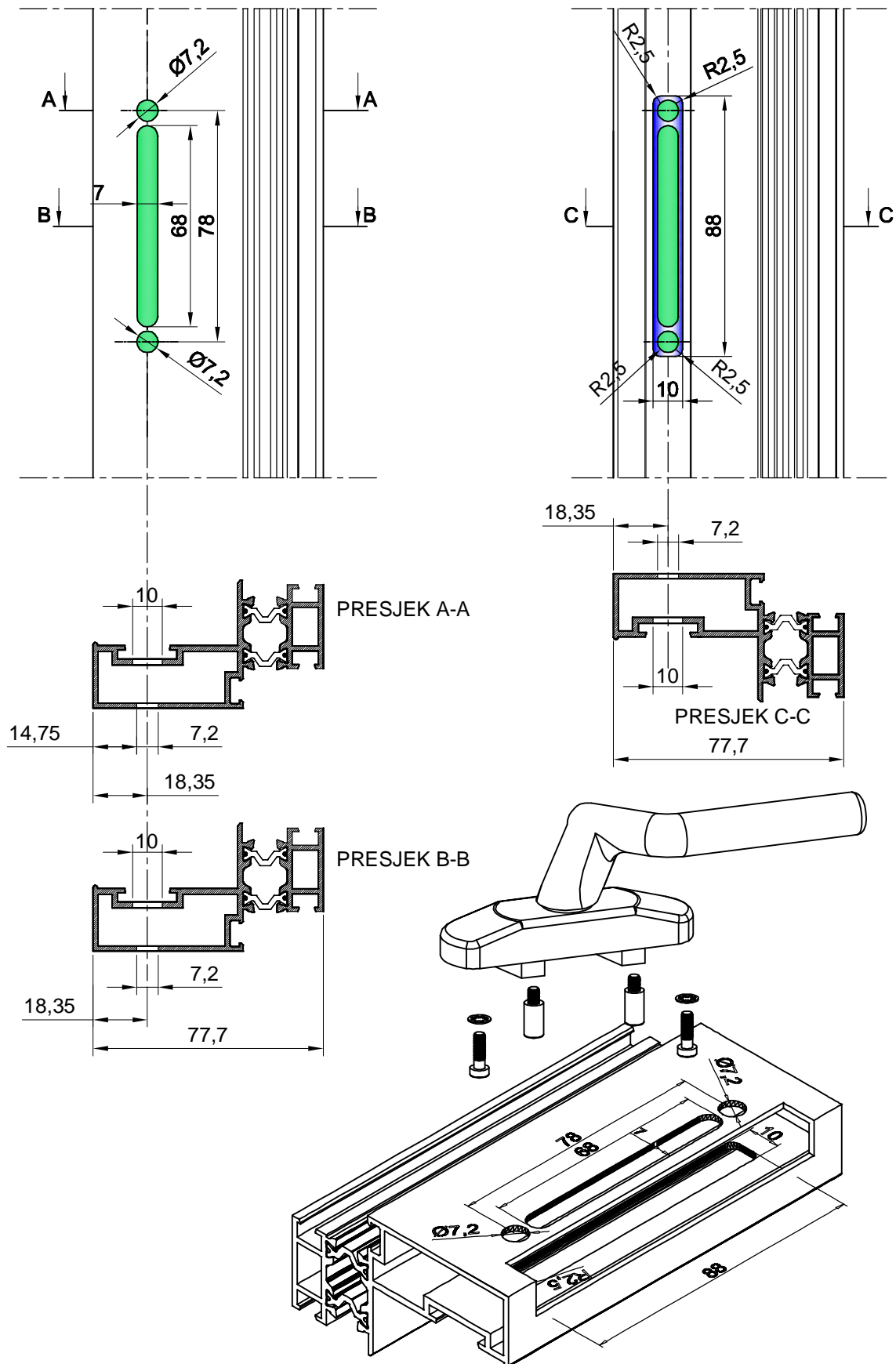




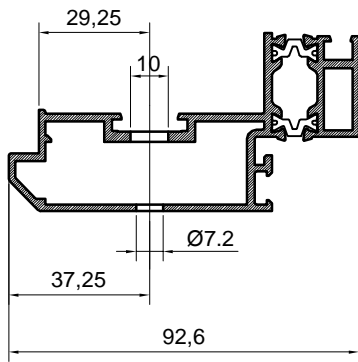
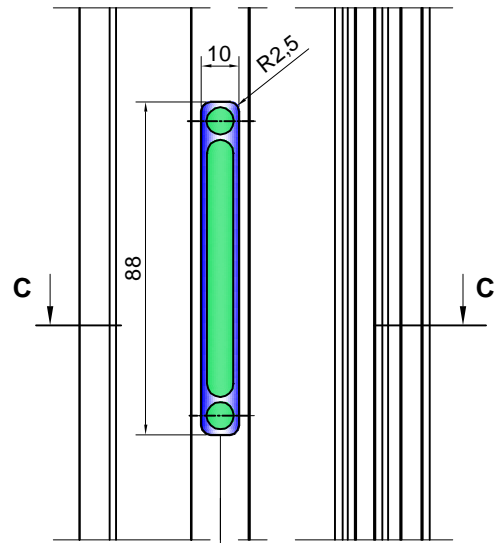
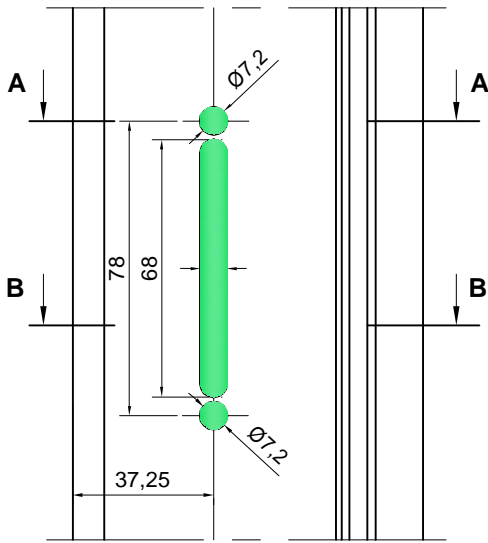
- Obrada profila (kriilo) FT-0124 za prihvat šarke



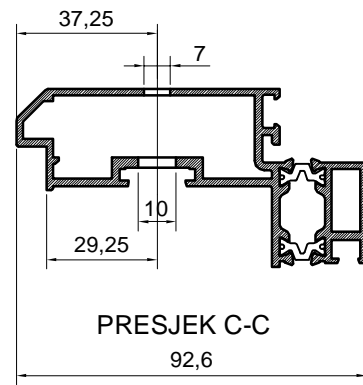
Obrada profila FT-0157 za prihvat ručke (notter)- 101.000



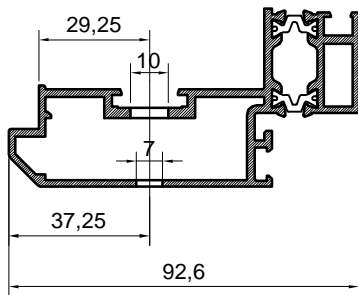
Obrada profila FT-0134 za prihvat ručke (notter)- 101.000



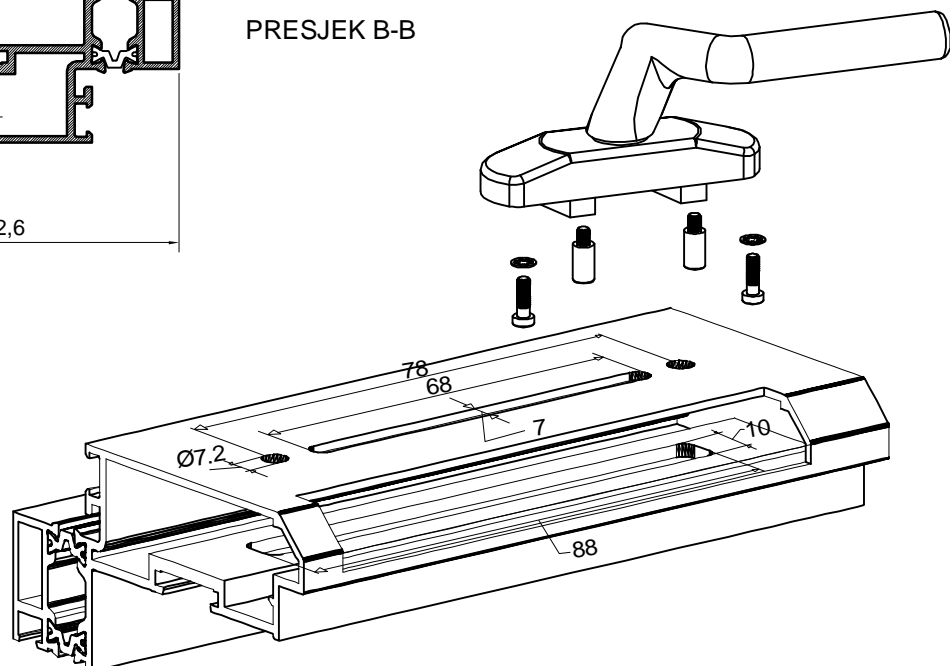
PRESJEK A-A

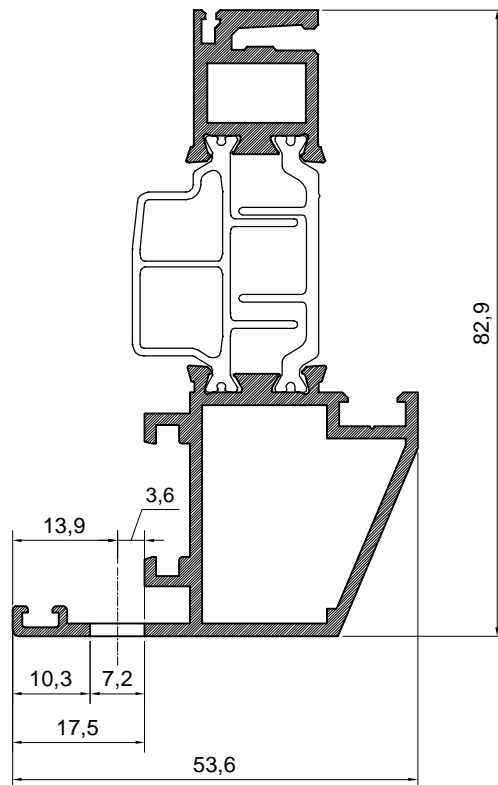
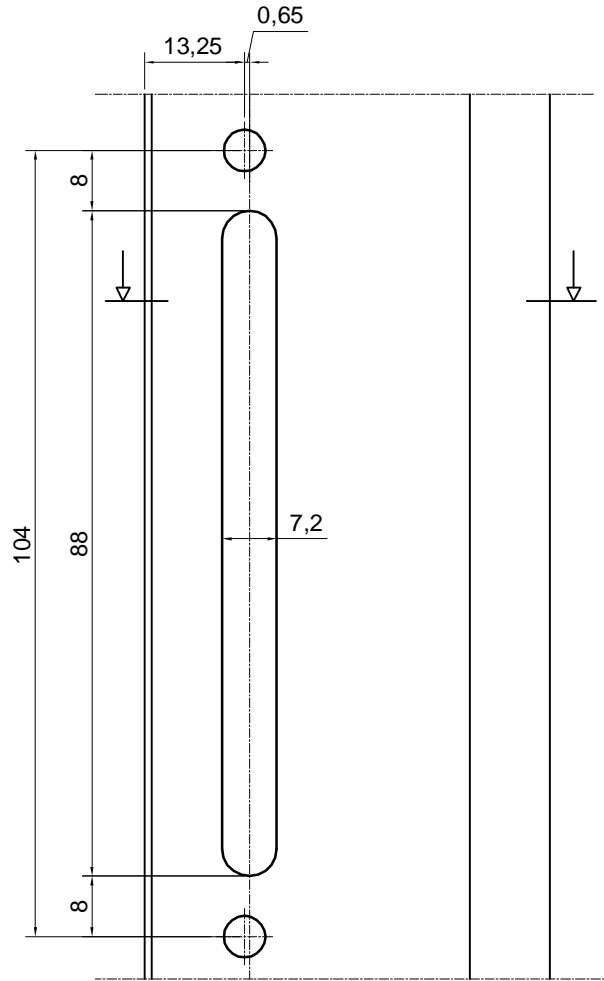


PRESJEK C-C



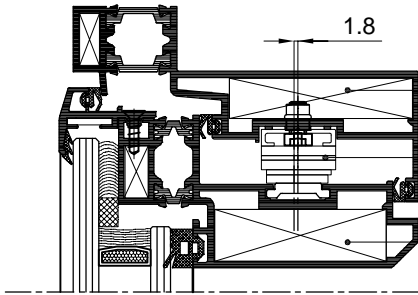
PRESJEK B-B



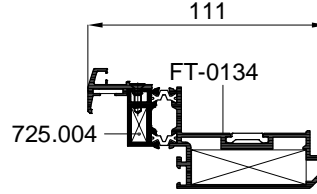


FT-0148

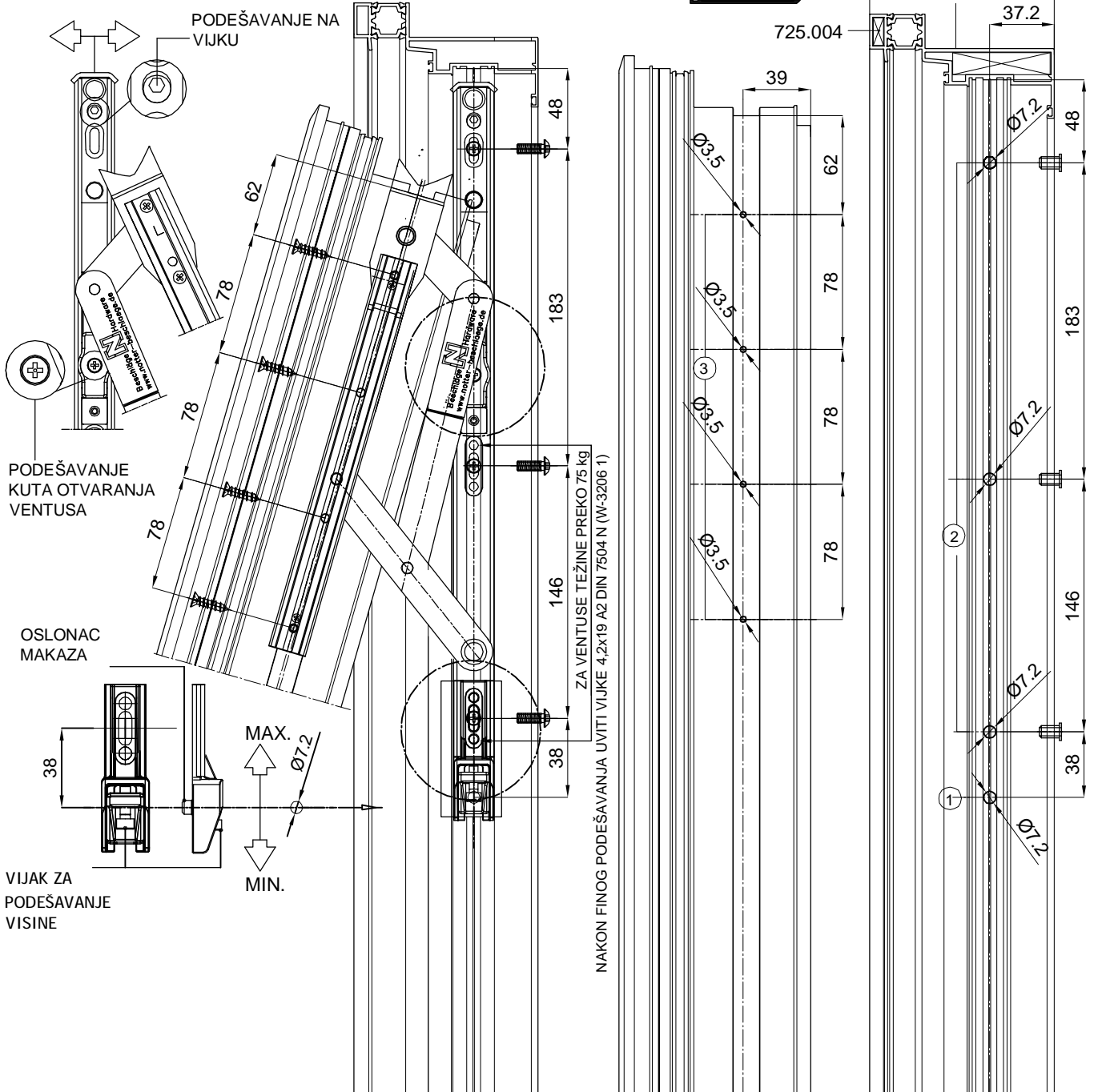
ZA ZAOKRETNO I OTKLOPNO-ZAOKRETNO OTVARANJE



725.105
725.106
MAKAZE SA
ZAKOVANIM
KLIZAČEM
725.001
725.002



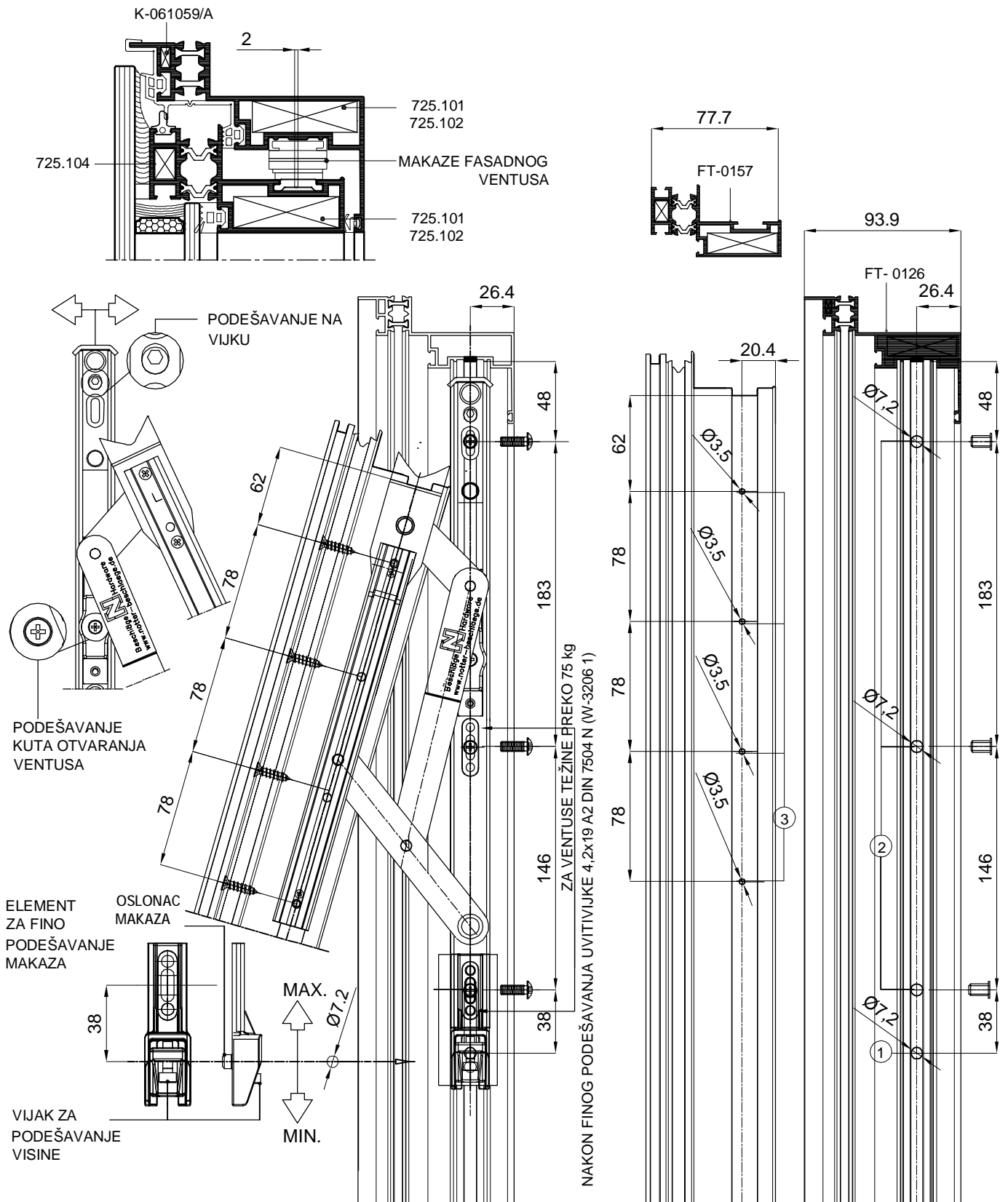
725.004
FT-0134

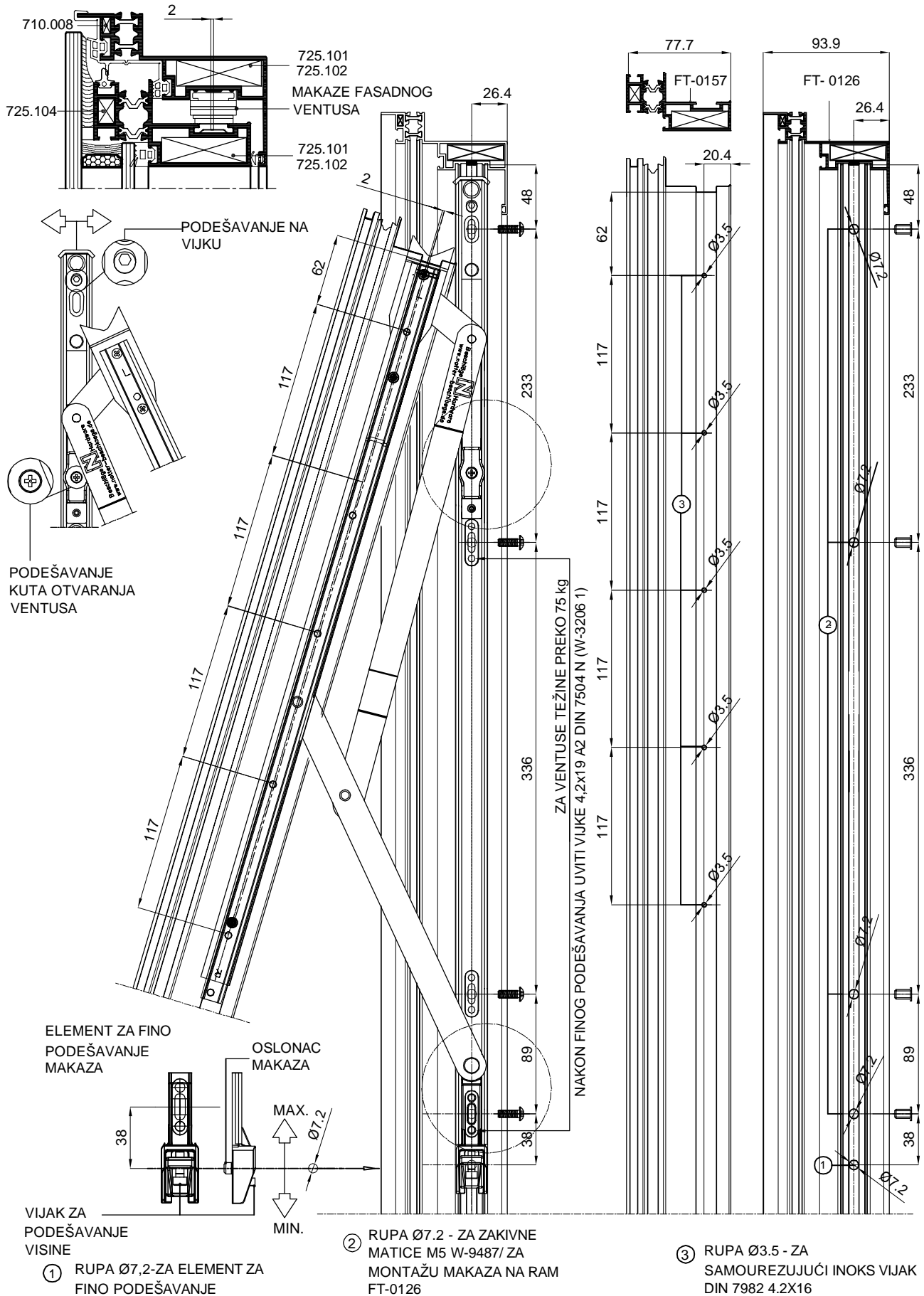


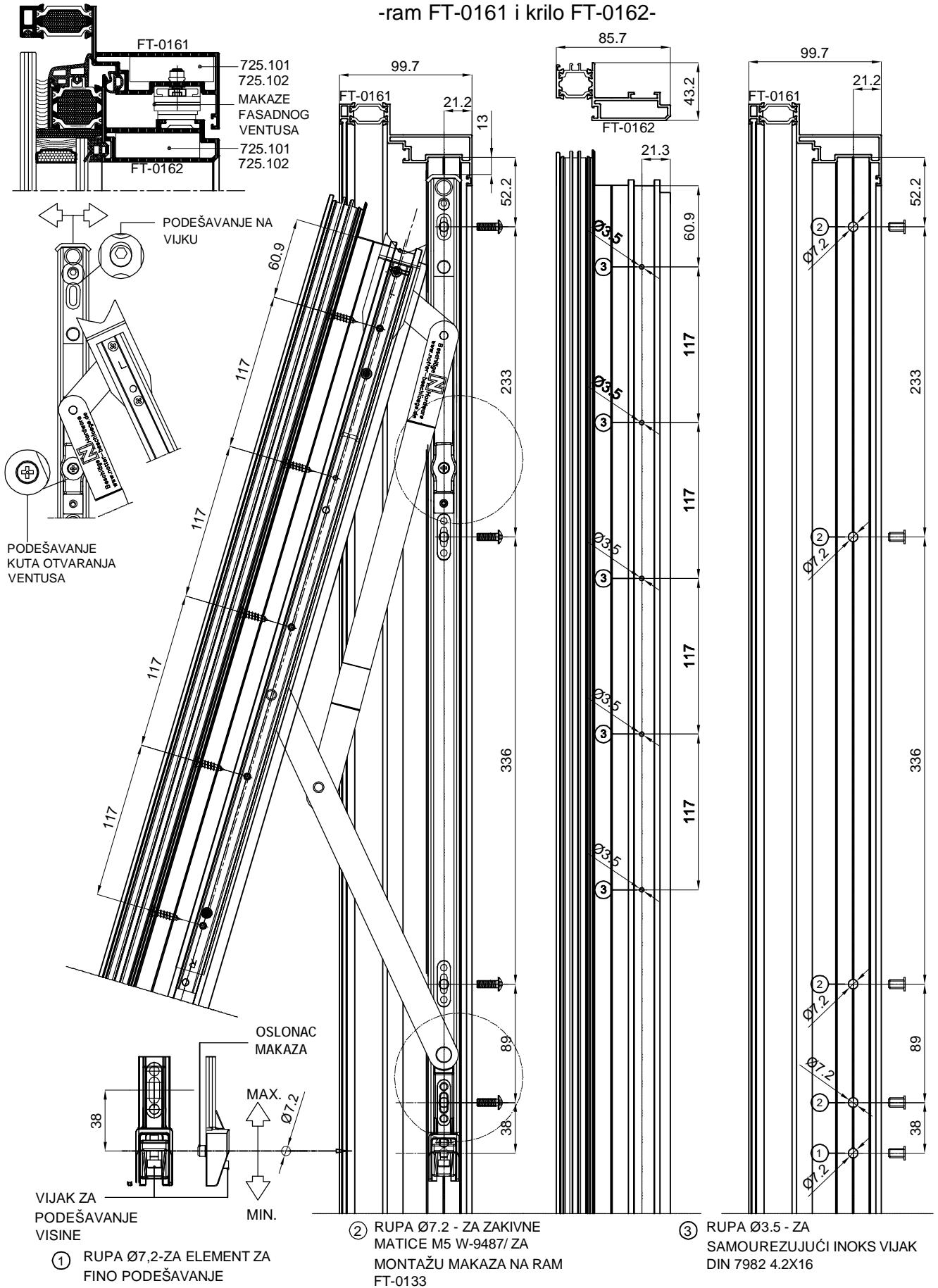
① RUPA Ø7,2-ZA ELEMENT ZA
FINO PODEŠAVANJE

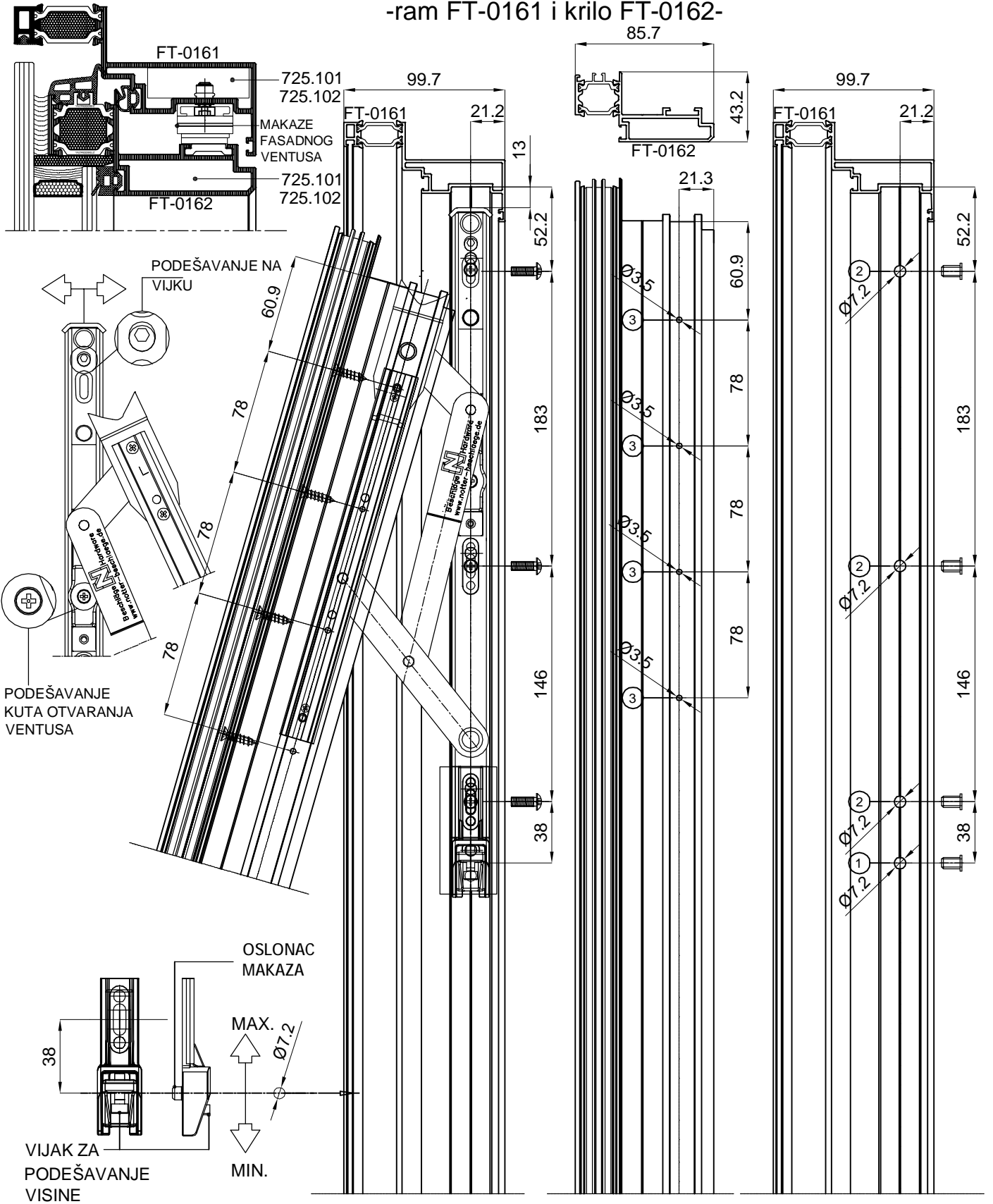
② RUPA Ø7.2 - ZA ZAKIVNE
MATICE M5 W-9487/ ZA
MONTAŽU MAKAZA NA RAM
FT-0133

③ RUPA Ø3.5 - ZA
SAMOUREZUJUĆI INOKS
VIJAK DIN 7982 4.2X16


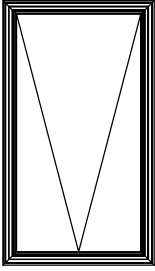








- ① RUPA $\varnothing 7,2$ -ZA ELEMENT ZA FINO PODEŠAVANJE
- ② RUPA $\varnothing 7,2$ - ZA ZAKIVNE MATICE M5 W-9487/ ZA MONTAŽU MAKAZA NA RAM FT-0126
- ③ RUPA $\varnothing 3,5$ - ZA SAMOUREZUJUĆI INOKS VIJAK DIN 7982 4.2X16



naziv	mjera	kom.	pilanje
Ram FT-0133 ML-26	2	45-45
Ram FT-0133 MH-26	2	45-45
Krilo FT-0134 ML-93	2	45-45
Krilo FT-0134 MH-93	2	45-45
Lajsna FM-30/20 ML-76	2	45-45
Lajsna FM-30/20 MH-76	2	45-45

Kutna spojnica 725.003	4	
Kutna spojnica 725.105/725.006	4	
Kutna spojnica 725.001/725.002	4	
Kutna spojnica 724.004	4	
Kutna spojnica 725.301	4	
Makaze sa zakovanim klizačem NC-1459 (vrsta ovisno o visini prozora)	1 par	

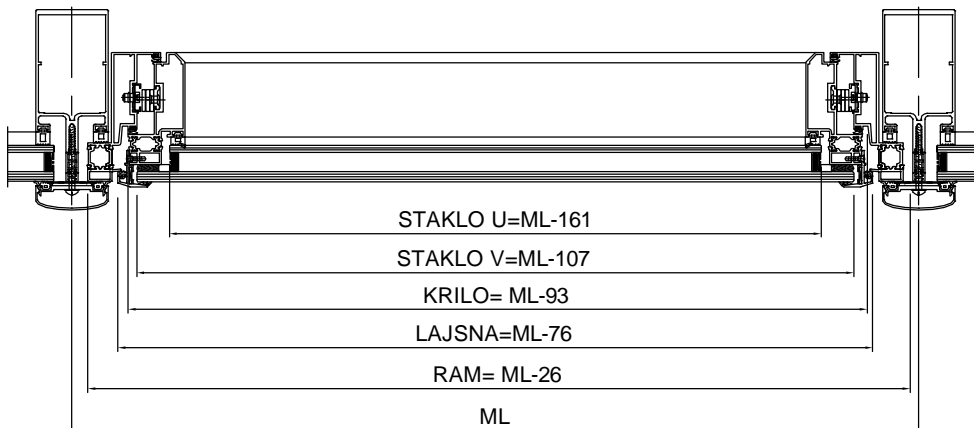
Okov fasadnog ventusa sa mogućnošću zaključavanja u više točaka:


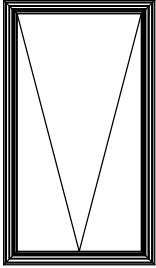
Ručka 101.000.04 (boja srebra)	1	
Zaključavanje u donjem pojasu: 101.000	1	
133.003	1	(jedno zaključavanje)
133.005	set 1	(tri zaključavanja)

Zaključavanje u donjem pojasu i bočno: 101.000	1	
133.003	1	
133.005	set 1	(pet zaključavanja)
133.004	set 1	

Brтва 321.001	6ML+6MH	
Brтва prema staklu vanjska 311.001 ML-109	2	
Brтва prema staklu vanjska 311.001 MH-109	2	
Brтва 351.014 (7 mm za staklo 30 mm) ML-160	2	
Brтва 351.014 (7 mm za staklo 30 mm) MH-160	2	

Vijak 3.5x16 DIN 7982 (svakih 250 mm na lajsni FM 30/20)



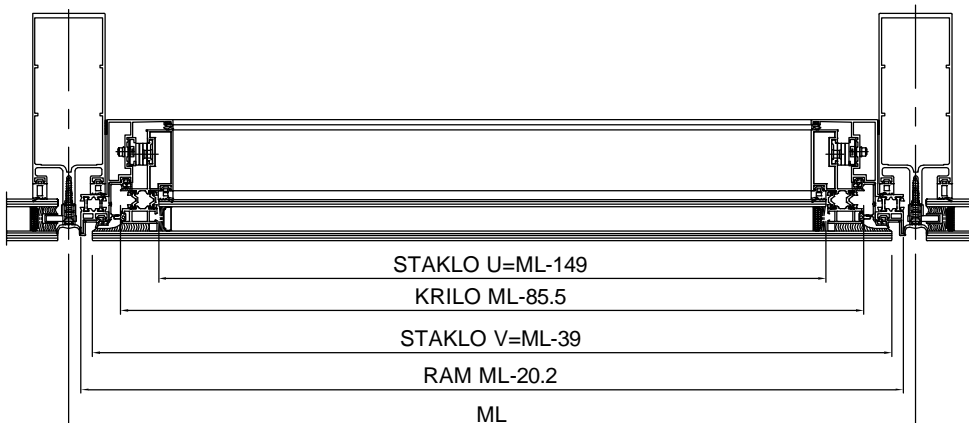


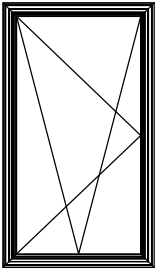
naziv	mjera	kom.	pilanje
Ram FT-0126 ML-20.2	2	45-45
Ram FT-0126 MH-20.2	2	45-45
Kriilo FT-0157 ML-85.5	2	45-45
Kriilo FT-0157 MH-85.5	2	45-45

Kutna spojnica 725.101/725.102	8	
Kutna spojnica 725.104	4	
Kutna spojnica 710.008	4	
Makaze sa zakovanim klizačem NC-1459 (vrsta ovisno o visini prozora)	1 par	
Okov fasadnog ventusa sa mogućnošću zaključavanja u više točaka:			
Ručka 101.000.04 (boja srebra)	1	
Zaključavanje u donjem pojasu: 101.000	1	
133.003	1	(jedno zaključavanje)
133.005	1	set 1 (tri zaključavanja)
Zaključavanje u donjem pojasu i bočno:			
101.000	1	
133.003	1	
133.005	1	set 1 (pet zaključavanja)
133.004	1	set 1

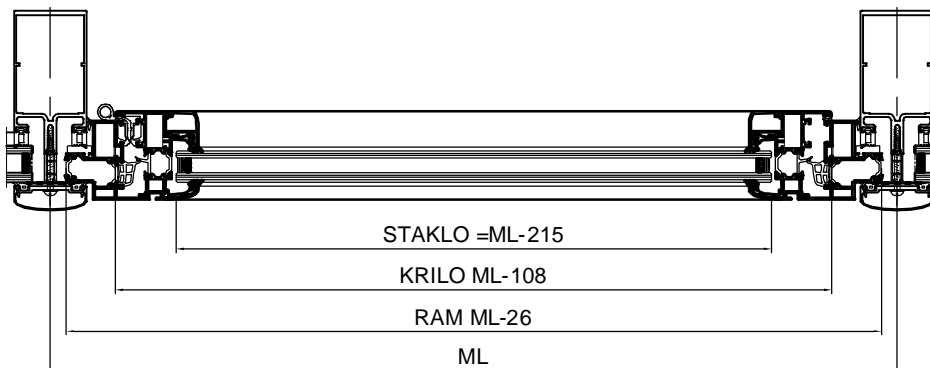
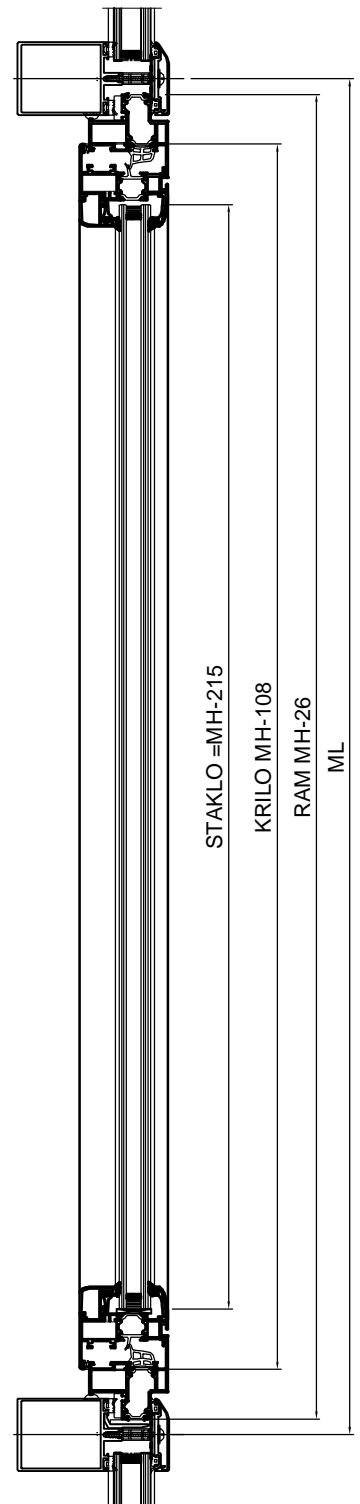
Brтва 321.001 ML-150	2	
Brтва 321.001 MH-150	2	
Brтва 351.021 ML-70	2	
Brтва 351.021 MH-70	2	
Brтва 351.018 ML-15	2	
Brтва 351.018 MH-15	2	
Brтва 351.014 (7 mm za staklo 34 mm) ML-140	2	
Brтва 351.014 (7 mm za staklo 34 mm) MH-140	2	

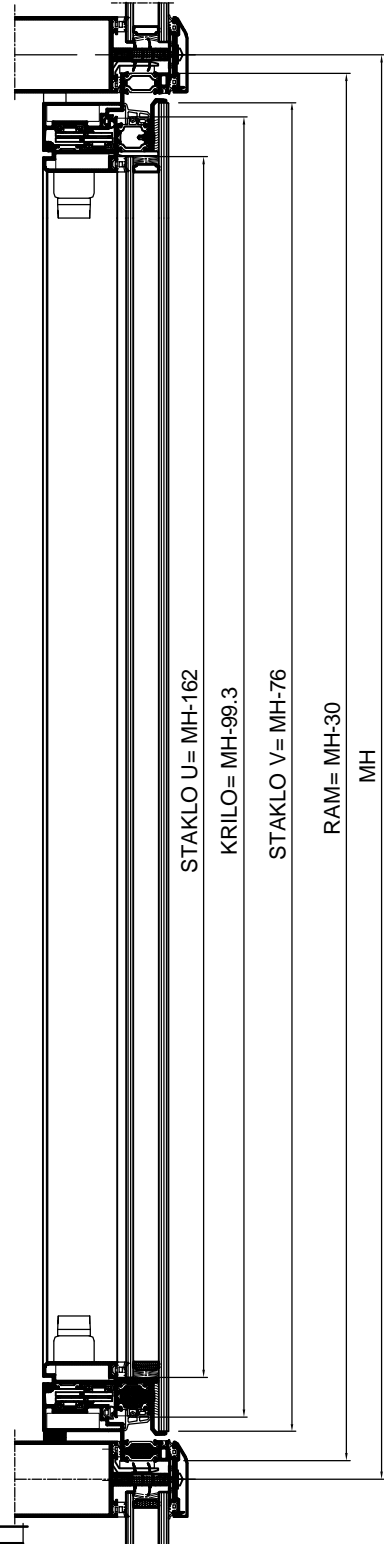
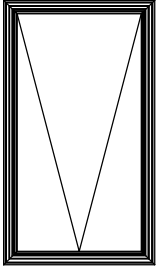
Staklo vanjsko ML-39		
Staklo vanjsko MH-39		
Staklo unutarnje ML-149		
Staklo unutarnje MH-149		






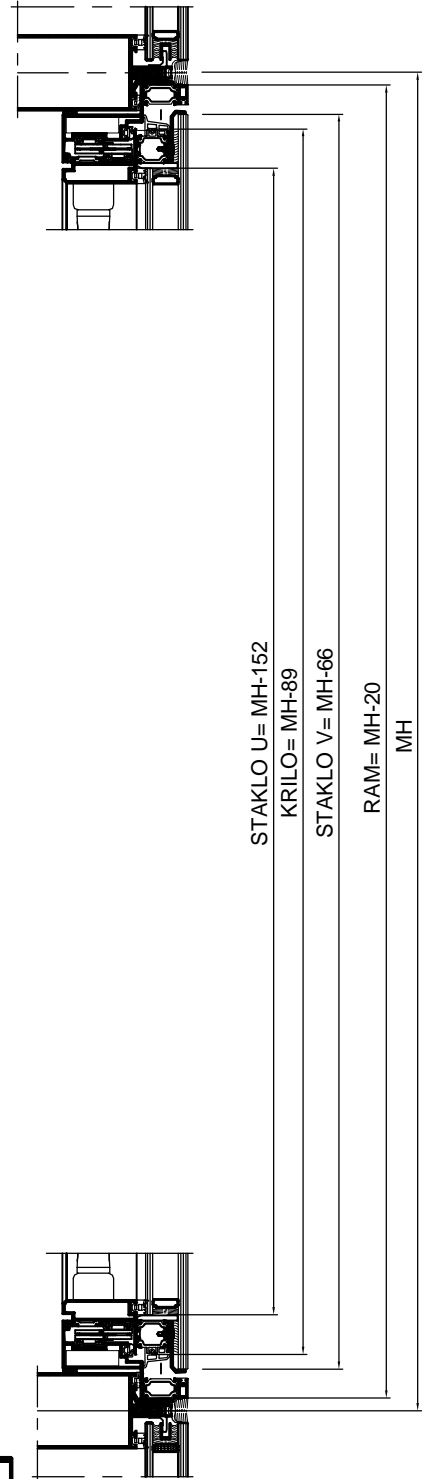
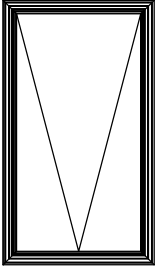
naziv	mjera	kom.	pilanje
Ram FT-0261	ML-26	2	45-45
Ram FT-0261	MH-26	2	45-45
Kriilo FT-0203	ML-108	2	45-45
Kriilo FT-0203	MH-108	2	45-45
Staklo lajsna Z40-653	ML-190	2	90-90
Staklo lajsna Z40-653	MH-240	2	90-90
<hr/>			
Kutna spojnica 730.005		4	
Kutna spojnica 710.037		4	
Kutna spojnica 710.026		4	
Kutna spojnica 710.100		4	
Kutna spojnica 730.002		4	
Kutna spojnica 730.008		4	
Kutna spojnica 730.001		4	
Dry kip mehanizam			
<hr/>			
Brтва 321.001	ML-104	2	
Brтва 321.001	MH-104	2	
Brтва prema staklu 311.001		2Lkr+2Hkr	
Brтва prema staklu 321.002		2Lkr+2Hkr	
Brтва 351.011		2ML+2MH	
Brтва 331.004	ML-105	2	
Brтва 331.004	MH-105	2	
Brтва 331.003		2Lkr+2Hkr	
Brтва 331.003		2Lkr+2Hkr	
Kutna spojnica 345.001	4		
<hr/>			
Staklo	ML-215		
Staklo	MH-215		



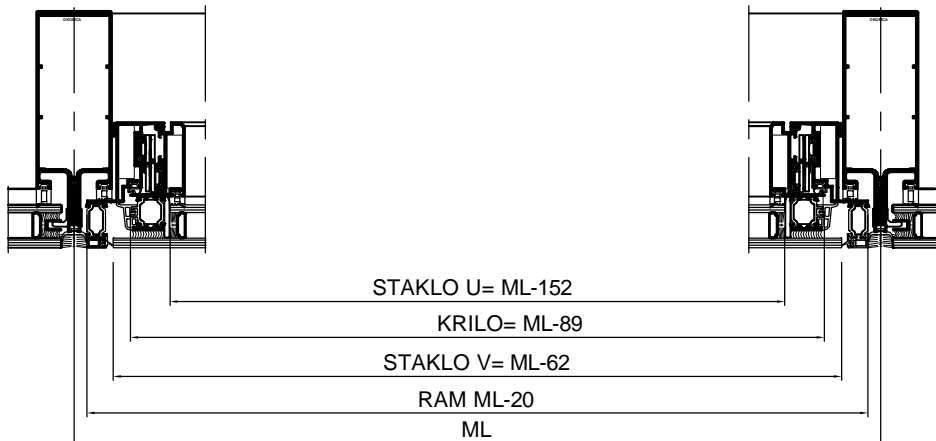


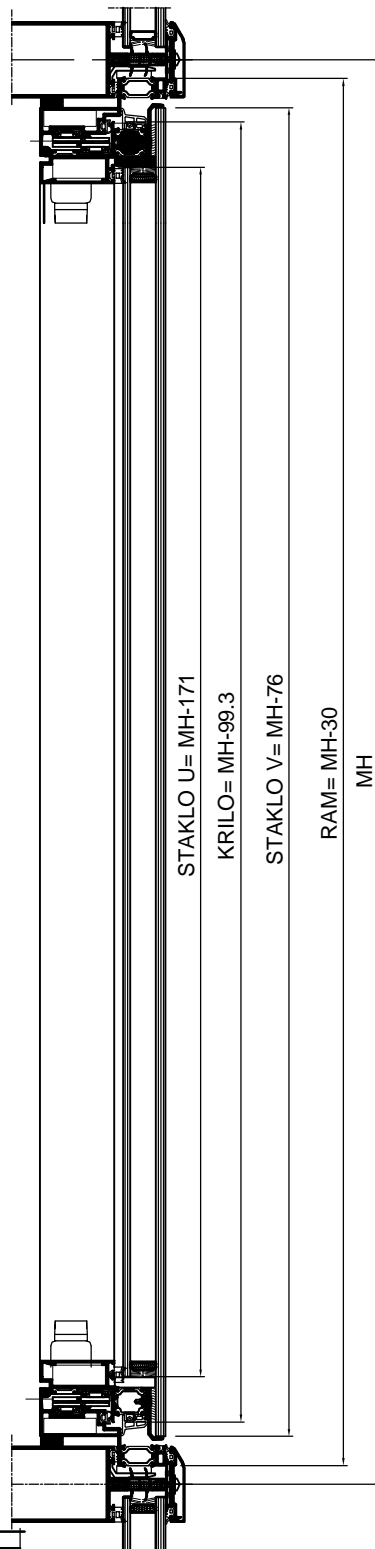
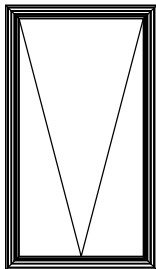
naziv	mjera	kom.	pilanje
Ram FT-0161 ML-30	2	45-45
Ram FT-0161 MH-30	2	45-45
Kriilo FT-0162 ML-99.3	2	45-45
Kriilo FT-0162 MH-99.3	2	45-45
<hr/>			
Kutna spojnica 725.101/725.102	8	
Kutna spojnica 725.401	4	
<hr/>			
Makaze sa paralelno otvaranje vrsta ovisno o visini prozora	1 par	
GU okov za zaključavanje prozora za paralelno otvaranje		
<hr/>			
Brтва 321.001 ML-140	2	
Brтва 321.001 MH-140	2	
Brтва 351.001 ML-95	2	
Brтва 351.001 MH-95	2	
Brтва 351.002 ML-75	2	
Brтва 351.002 MH-75	2	
Brтва 351.014 ML-160	2	
Brтва 351.014 MH-160	2	
Brтва 351.003 ML-53	2	
Brтва 351.004 MH-53	2	
<hr/>			
Staklo vanjsko ML-72		
Staklo vanjsko MH-76		
Staklo unutarnje ML-162		
Staklo unutarnje MH-162		





naziv		mjera	kom.	pilanje
Ram FT-0161	ML-20	2	45-45
Ram FT-0161	MH-20	2	45-45
Kriilo FT-0162	ML-89	2	45-45
Kriilo FT-0162	MH-89	2	45-45
<hr/>				
Kutna spojnica 725.101/725.102		8	
Kutna spojnica 725.401		4	
<hr/>				
Makaze sa paralelno otvaranje vrsta ovisno o visini prozora		1 par	
GU okov za zaključavanje prozora za paralelno otvaranje			
<hr/>				
Brтва 321.001	ML-130	2	
Brтва 321.001	MH-130	2	
Brтва 351.001	ML-85	2	
Brтва 351.001	MH-85	2	
Brтва 351.002	ML-65	2	
Brтва 351.002	MH-65	2	
Brтва 351.014	ML-150	2	
Brтва 351.014	MH-150	2	
Brтва 351.003	ML-43	2	
Brтва 351.004	MH-43	2	
<hr/>				
Staklo vanjsko	ML-62		
Staklo vanjsko	MH-66		
Staklo unutarnje	ML-152		
Staklo unutarnje	MH-152		





naziv	mjera	kom.	pilanje
Ram FT-0161 ML-30	2	45-45
Ram FT-0161 MH-30	2	45-45
Kriilo FT-0164 ML-99.3	2	45-45
Kriilo FT-0164 MH-99.3	2	45-45
Profil F-1128 ML-62	2	90-90
Profil F-1129 ML-62	2	90-90

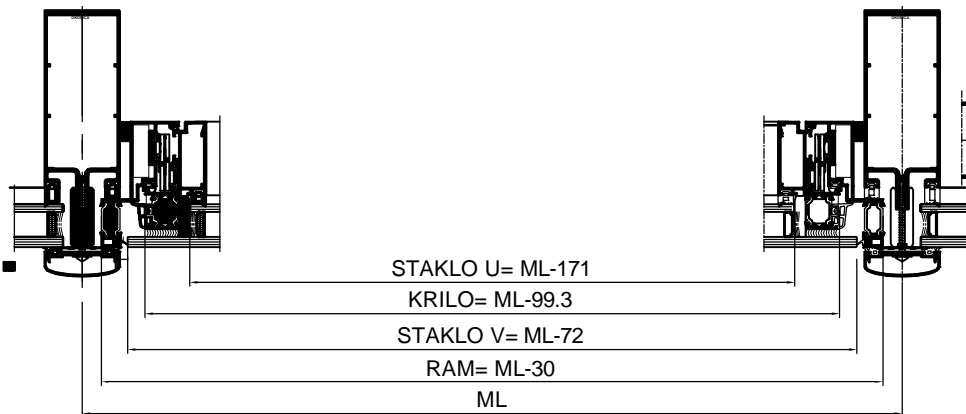
Kutna spojnica 725.101/725.102	4
Kutna spojnica 725.010/725.011	4
Kutna spojnica 725.401	4

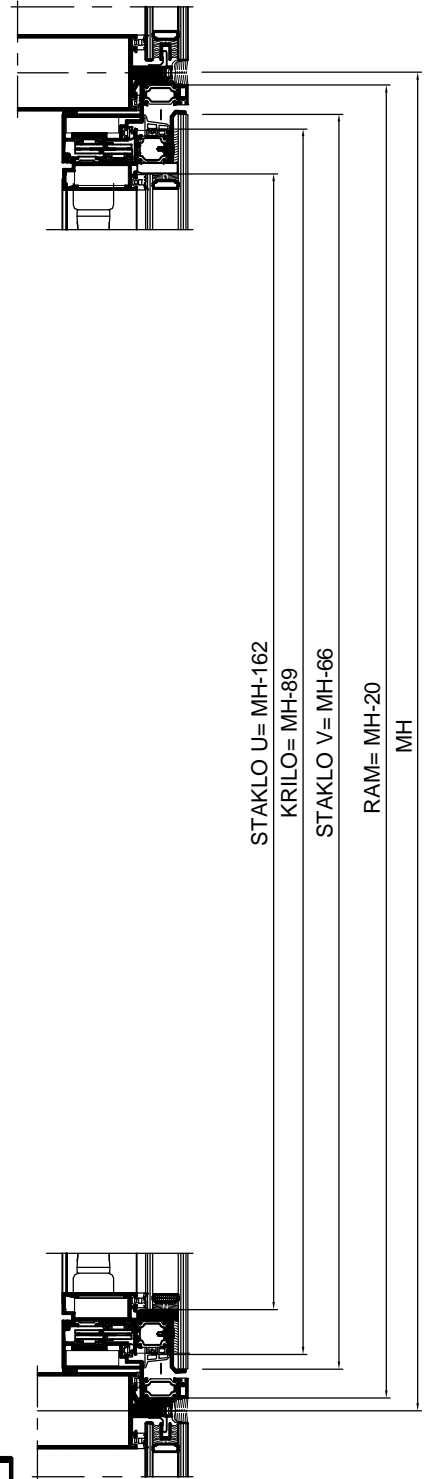
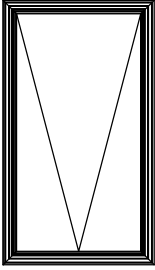
Makaze sa paralelno otvaranje
vrsta ovisno o visini prozora 1 par

GU okov za zaključavanje prozora
za paralelno otvaranje 1 par

Brтва 321.001 ML-140	2
Brтва 321.001 MH-140	2
Brтва 351.001 ML-95	2
Brтва 351.001 MH-95	2
Brтва 351.002 ML-75	2
Brтва 351.002 MH-75	2
Brтва 351.014 ML-160	2
Brтва 351.014 MH-160	2
Brтва 351.003 ML-53	2
Brтва 351.004 MH-53	2

Staklo vanjsko ML-72
Staklo vanjsko MH-76
Staklo unutarnje ML-171
Staklo unutarnje MH-171





naziv		mjera	kom.	pilanje
Ram FT-0161	ML-20	2	45-45
Ram FT-0161	MH-20	2	45-45
Krilo FT-0164	ML-89	2	45-45
Krilo FT-0164	MH-89	2	45-45
Profil F-1128	ML-62	2	45-45
Profil F-1129	ML-62	2	45-45
Kutna spojnica 725.101/725.102		4	
Kutna spojnica 725.010/725.011		4	
Kutna spojnica 725.401		4	
Makaze sa paralelno otvaranje vrsta ovisno o visini prozora		1 par	
GU okov za zaključavanje prozora za paralelno otvaranje		1 par	
Brtva 321.001	ML-130	2	
Brtva 321.001	MH-130	2	
Brtva 351.001	ML-85	2	
Brtva 351.001	MH-85	2	
Brtva 351.002	ML-65	2	
Brtva 351.002	MH-65	2	
Brtva 351.014	ML-150	2	
Brtva 351.014	MH-150	2	
Brtva 351.003	ML-43	2	
Brtva 351.004	MH-43	2	
Staklo vanjsko	ML-62		
Staklo vanjsko	MH-66		
Staklo unutarnje	ML-162		
Staklo unutarnje	MH-162		

